



# **ATTACHMENTS**

**UNDER SEPARATE COVER**

**Ordinary Council Meeting**

**17 October 2023**



## Table of Contents

---

Audit Report 2022-23 General Purpose Financial Statements	
Attachment 1 Public Notice - Presentation of Financial Statements.....	4
Attachment 2 Financial Statements 2023.....	5
Annual Disclosure of Pecuniary Interest Returns for Councillors and Designated Persons 2022-23	
Attachment 1 Redacted - 2022-2023 Disclosures by Councillors and Designated Persons Return .....	114

## Narrandera Shire Council

### General Purpose Financial Statements

for the year ended 30 June 2023

### Public Notice – Presentation of Financial Statements

#### Public notice – Presentation of financial statements

as per Section 418 (3) of the Local Government Act.

In accordance with Section 418 (3) of the *Local Government Act 1993 (NSW)*, Narrandera Shire Council advises that the ordinary Council meeting to be held on 17/10/2023 will include the presentation of the audited Financial Statements and the Auditor's Reports for the year ending 30/06/2023.

A summary of the Financial Statements is provided below.

	2023 \$ '000	2022 \$ '000
<b>Income Statement</b>		
Total income from continuing operations	34,227	30,443
Total expenses from continuing operations	24,464	23,282
<b>Operating result from continuing operations</b>	<b>9,763</b>	<b>7,161</b>
<b>Net operating result for the year</b>	<b>9,763</b>	<b>7,161</b>
<b>Net operating result before grants and contributions provided for capital purposes</b>	<b>4,546</b>	<b>337</b>
<b>Statement of Financial Position</b>		
Total current assets	40,336	32,878
Total current liabilities	(7,118)	(6,722)
Total non-current assets	255,869	224,190
Total non-current liabilities	(2,351)	(2,426)
<b>Total equity</b>	<b>286,736</b>	<b>247,920</b>
<b>Other financial information</b>		
Unrestricted current ratio (times)	6.57	5.99
Operating performance ratio (%)	15.77%	0.28%
Debt service cover ratio (times)	51.35	44.41
Rates and annual charges outstanding ratio (%)	7.52%	7.73%
Infrastructure renewals ratio (%)	56.74%	154.62%
Own source operating revenue ratio (%)	43.31%	46.51%
Cash expense cover ratio (months)	21.51	18.40

In accordance with Section 420 of the *Local Government Act, 1993*, any person may make a submission in writing to Council with respect to the Council's Audited Financial Statements or the Auditor's Reports.

Copies of the Audited Financial Statements and the Auditor's Reports may be inspected at:

**Internet:** [www.narrandera.nsw.gov.au](http://www.narrandera.nsw.gov.au)

**Locations:** 141 East Street Narrandera NSW 2700

Submissions close one week after the above public meeting has been held.

# Narrandera Shire Council

**ANNUAL FINANCIAL STATEMENTS**  
for the year ended 30 June 2023

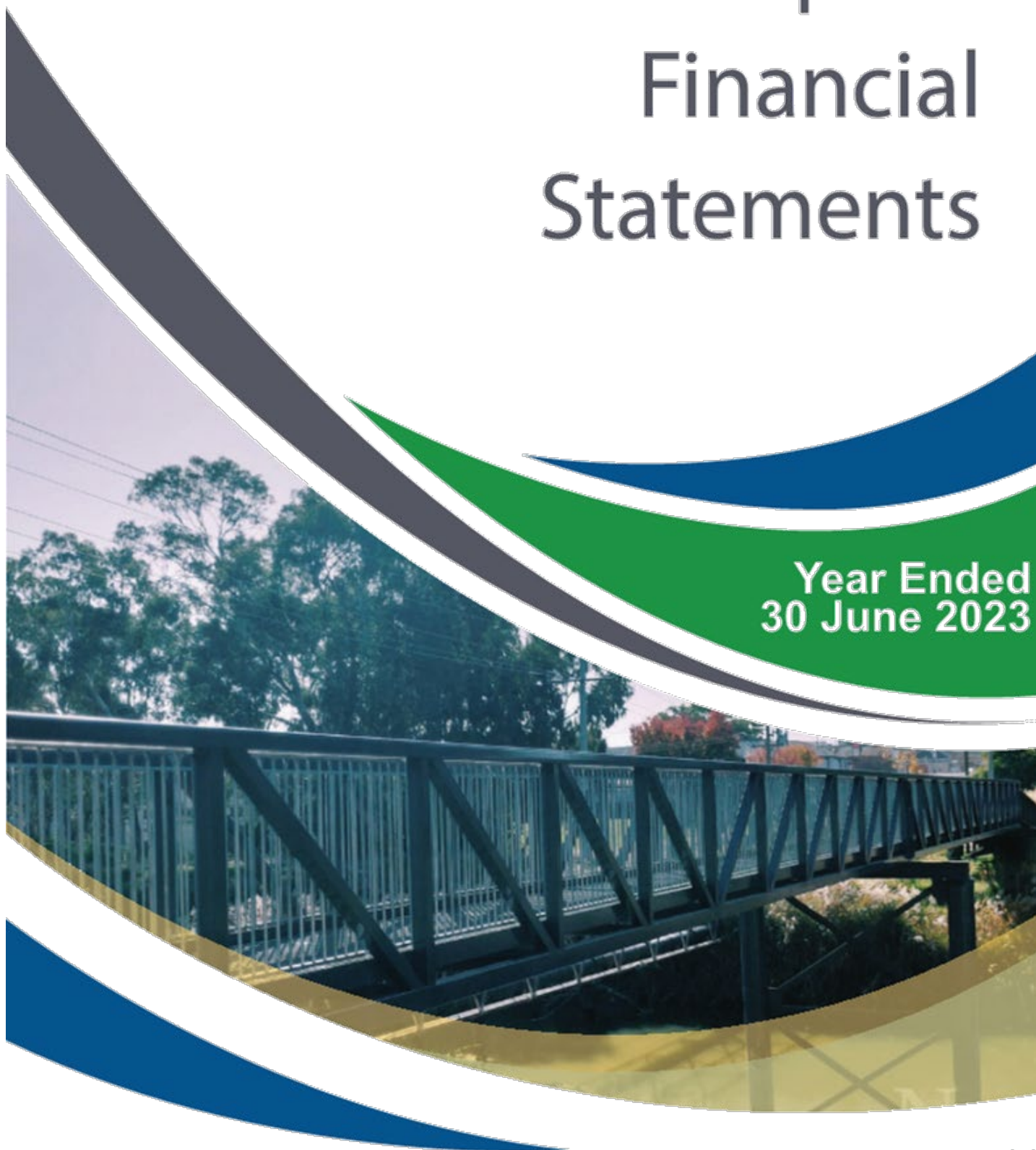
---

*Heart of Riverina*



# General Purpose Financial Statements

Year Ended  
30 June 2023



## Narrandera Shire Council

### General Purpose Financial Statements

for the year ended 30 June 2023

Contents	Page
<b>Understanding Council's Financial Statements</b>	<b>3</b>
<b>Statement by Councillors and Management</b>	<b>4</b>
<b>Primary Financial Statements:</b>	
Income Statement	5
Statement of Comprehensive Income	6
Statement of Financial Position	7
Statement of Changes in Equity	8
Statement of Cash Flows	9
<b>Notes to the Financial Statements</b>	<b>10</b>
<b>Independent Auditor's Reports:</b>	
On the Financial Statements (Sect 417 [2])	76
On the Financial Statements (Sect 417 [3])	79

#### Overview

Narrandera Shire Council is constituted under the *Local Government Act 1993* (NSW) and has its principal place of business at:

141 East St  
Narrandera NSW 2700

Council's guiding principles are detailed in Chapter 3 of the *Local Government Act 1993* (NSW) and includes:

- principles applying to the exercise of functions generally by council,
- principles to be applied when making decisions,
- principles of community participation,
- principles of sound financial management, and
- principles for strategic planning relating to the development of an integrated planning and reporting framework.

A description of the nature of Council's operations and its principal activities are provided in Note B1-2.

Through the use of the internet, we have ensured that our reporting is timely, complete and available at minimum cost. All press releases, financial statements and other information are publicly available on our website: [www.narrandera.nsw.gov.au](http://www.narrandera.nsw.gov.au)

## Narrandera Shire Council

### General Purpose Financial Statements

for the year ended 30 June 2023

### Understanding Council's Financial Statements

---

#### Introduction

Each year NSW local governments are required to present audited financial statements to their council and community.

#### What you will find in the Statements

The financial statements set out the financial performance, financial position and cash flows of Council for the financial year ended 30 June 2023.

The format of the financial statements is standard across all NSW Councils and complies with both the accounting and reporting requirements of Australian Accounting Standards and requirements as set down by the Office of Local Government.

#### About the Councillor/Management Statement

The financial statements must be certified by senior staff as 'presenting fairly' the Council's financial results for the year and are required to be adopted by Council – ensuring both responsibility for and ownership of the financial statements.

#### About the Primary Financial Statements

The financial statements incorporate five "primary" financial statements:

##### 1. The Income Statement

Summarises Council's financial performance for the year, listing all income and expenses. This statement also displays Council's original adopted budget to provide a comparison between what was projected and what actually occurred.

##### 2. The Statement of Comprehensive Income

Primarily records changes in the fair value of Council's Infrastructure, property, plant and equipment.

##### 3. The Statement of Financial Position

A 30 June snapshot of Council's financial position indicating its assets, liabilities and "net wealth".

##### 4. The Statement of Changes in Equity

The overall change for the year (in dollars) of Council's "net wealth".

##### 5. The Statement of Cash Flows

Indicates where Council's cash came from and where it was spent. This statement also displays Council's original adopted budget to provide a comparison between what was projected and what actually occurred.

#### About the Notes to the Financial Statements

The Notes to the Financial Statements provide greater detail and additional information on the five primary financial statements.

#### About the Auditor's Reports

Council's financial statements are required to be audited by the NSW Audit Office.

In NSW the auditor provides 2 audit reports:

1. an opinion on whether the financial statements present fairly the Council's financial performance and position, and
2. their observations on the conduct of the audit, including commentary on the Council's financial performance and financial position.

#### Who uses the Financial Statements?

The financial statements are publicly available documents and must be presented at a Council meeting between seven days and five weeks after the date of the audit report.

The public can make submissions to Council up to seven days subsequent to the public presentation of the financial statements.

Council is required to forward an audited set of financial statements to the Office of Local Government.



**Narrandera Shire Council**

**General Purpose Financial Statements  
for the year ended 30 June 2023**

**Statement by Councillors and Management made pursuant to Section 413 (2c) of the Local Government Act 1993 (NSW)**

The attached general purpose financial statements have been prepared in accordance with:

- the Local Government Act 1993 and the regulations made thereunder,
- the Australian Accounting Standards and other pronouncements of the Australian Accounting Standards Board
- the Local Government Code of Accounting Practice and Financial Reporting.

To the best of our knowledge and belief, these statements:


- present fairly the Council's operating result and financial position for the year
- accord with Council's accounting and other records.

We are not aware of any matter that would render these statements false or misleading in any way.

Signed in accordance with a resolution of Council made on 15 August 2023.

  
 \_\_\_\_\_  
 Neville Kschenka  
 Mayor  
 15 August 2023

  
 \_\_\_\_\_  
 Narelle Payne  
 Councillor  
 15 August 2023

  
 \_\_\_\_\_  
 Mr George Gowan  
 General Manager  
 15 August 2023

  
 \_\_\_\_\_  
 Mr Martin Hiscox  
 Responsible Accounting Officer  
 15 August 2023

  
 \_\_\_\_\_  
 Mr Shane Wilson  
 Deputy General Manager Infrastructure  
 15 August 2023

## Narrandera Shire Council

### Income Statement

for the year ended 30 June 2023

Original unaudited budget 2023	\$ '000	Notes	Actual 2023	Actual 2022
<b>Income from continuing operations</b>				
8,597	Rates and annual charges	B2-1	8,586	8,362
3,213	User charges and fees	B2-2	3,854	3,873
721	Other revenues	B2-3	1,508	1,357
7,643	Grants and contributions provided for operating purposes	B2-4	14,187	9,267
7,739	Grants and contributions provided for capital purposes	B2-4	5,217	6,824
226	Interest and investment income	B2-5	658	188
225	Other income	B2-6	217	209
92	Net gain from the disposal of assets	B4-1	-	363
<b>28,456</b>	<b>Total income from continuing operations</b>		<b>34,227</b>	<b>30,443</b>
<b>Expenses from continuing operations</b>				
8,450	Employee benefits and on-costs	B3-1	8,559	8,234
5,732	Materials and services	B3-2	9,007	8,392
46	Borrowing costs	B3-3	64	39
6,123	Depreciation, amortisation and impairment of non-financial assets	B5-4	6,298	5,980
403	Other expenses	B3-5	514	637
-	Net loss from the disposal of assets	B4-1	22	-
<b>20,754</b>	<b>Total expenses from continuing operations</b>		<b>24,464</b>	<b>23,282</b>
<b>7,702</b>	<b>Operating result from continuing operations</b>		<b>9,763</b>	<b>7,161</b>
<b>7,702</b>	<b>Net operating result for the year attributable to Council</b>		<b>9,763</b>	<b>7,161</b>
<b>(37)</b>	<b>Net operating result for the year before grants and contributions provided for capital purposes</b>		<b>4,546</b>	<b>337</b>

The above Income Statement should be read in conjunction with the accompanying notes.

Narrandera Shire Council | Statement of Comprehensive Income | for the year ended 30 June 2023

## Narrandera Shire Council

### Statement of Comprehensive Income for the year ended 30 June 2023

\$ '000	Notes	2023	2022
<b>Net operating result for the year – from Income Statement</b>		<b>9,763</b>	<b>7,161</b>
<b>Other comprehensive income:</b>			
Amounts which will not be reclassified subsequently to the operating result			
Gain/(loss) on revaluation of infrastructure, property, plant and equipment	G1-7	<u>29,053</u>	<u>(1,082)</u>
<b>Total items which will not be reclassified subsequently to the operating result</b>		<b>29,053</b>	<b>(1,082)</b>
<b>Total other comprehensive income for the year</b>		<b>29,053</b>	<b>(1,082)</b>
<b>Total comprehensive income for the year attributable to Council</b>		<b>38,816</b>	<b>6,079</b>

The above Statement of Comprehensive Income should be read in conjunction with the accompanying notes.

## Narrandera Shire Council

### Statement of Financial Position as at 30 June 2023

\$ '000	Notes	2023	2022
<b>ASSETS</b>			
<b>Current assets</b>			
Cash and cash equivalents	G1-1	3,716	1,396
Investments	G1-2	32,563	27,846
Receivables	G1-4	2,360	2,201
Inventories	G1-5	447	791
Contract assets and contract cost assets	G1-6	1,224	644
Other	G1-6	26	-
<b>Total current assets</b>		<b>40,336</b>	<b>32,878</b>
<b>Non-current assets</b>			
Receivables	G1-4	-	26
Inventories	G1-5	161	-
Infrastructure, property, plant and equipment (IPPE)	G1-7	255,696	224,164
Right of use assets	G2-1	12	-
<b>Total non-current assets</b>		<b>255,869</b>	<b>224,190</b>
<b>Total assets</b>		<b>296,205</b>	<b>257,068</b>
<b>LIABILITIES</b>			
<b>Current liabilities</b>			
Payables	G3-1	1,862	2,003
Contract liabilities	G3-2	2,661	2,057
Lease liabilities	G2-1	5	-
Borrowings	G3-3	147	144
Employee benefit provisions	G3-4	2,443	2,518
<b>Total current liabilities</b>		<b>7,118</b>	<b>6,722</b>
<b>Non-current liabilities</b>			
Lease liabilities	G2-1	6	-
Borrowings	G3-3	1,757	1,904
Employee benefit provisions	G3-4	88	90
Provisions	G3-5	500	432
<b>Total non-current liabilities</b>		<b>2,351</b>	<b>2,426</b>
<b>Total liabilities</b>		<b>9,469</b>	<b>9,148</b>
<b>Net assets</b>		<b>286,736</b>	<b>247,920</b>
<b>EQUITY</b>			
Accumulated surplus	G4-1	175,638	165,875
IPPE revaluation reserve	G4-1	111,098	82,045
<b>Total equity</b>		<b>286,736</b>	<b>247,920</b>

The above Statement of Financial Position should be read in conjunction with the accompanying notes.

## Narrandera Shire Council

### Statement of Changes in Equity for the year ended 30 June 2023

\$ '000	Notes	2023			2022		
		Accumulated surplus	IPPE revaluation reserve	Total equity	Accumulated surplus	IPPE revaluation reserve	Total equity
<b>Opening balance at 1 July</b>		165,875	82,045	247,920	158,714	83,127	241,841
<b>Opening balance</b>		<b>165,875</b>	<b>82,045</b>	<b>247,920</b>	<b>158,714</b>	<b>83,127</b>	<b>241,841</b>
<b>Net operating result for the year</b>		9,763	–	9,763	7,161	–	7,161
<b>Net operating result for the period</b>		<b>9,763</b>	<b>–</b>	<b>9,763</b>	<b>7,161</b>	<b>–</b>	<b>7,161</b>
<b>Other comprehensive income</b>							
Gain (loss) on revaluation of infrastructure, property, plant and equipment	01-7	–	29,053	29,053	–	(1,082)	(1,082)
<b>Other comprehensive income</b>		<b>–</b>	<b>29,053</b>	<b>29,053</b>	<b>–</b>	<b>(1,082)</b>	<b>(1,082)</b>
<b>Total comprehensive income</b>		<b>9,763</b>	<b>29,053</b>	<b>38,816</b>	<b>7,161</b>	<b>(1,082)</b>	<b>6,079</b>
<b>Closing balance at 30 June</b>		<b>175,638</b>	<b>111,098</b>	<b>286,736</b>	<b>165,875</b>	<b>82,045</b>	<b>247,920</b>

The above Statement of Changes in Equity should be read in conjunction with the accompanying notes.

**Narrandera Shire Council**

**Statement of Cash Flows**

for the year ended 30 June 2023

Original unaudited budget 2023	\$ '000	Notes	Actual 2023	Actual 2022
<b>Cash flows from operating activities</b>				
<i>Receipts:</i>				
8,604	Rates and annual charges		8,651	8,502
3,175	User charges and fees		3,752	4,091
224	Interest received		409	173
15,132	Grants and contributions		19,427	15,494
-	Bonds, deposits and retentions received		30	-
1,095	Other		3,599	3,705
<i>Payments:</i>				
(8,380)	Payments to employees		(8,679)	(8,184)
(5,814)	Payments for materials and services		(9,198)	(8,626)
(46)	Borrowing costs		(47)	(28)
-	Bonds, deposits and retentions refunded		-	(66)
(401)	Other		(2,162)	(2,066)
<u>13,589</u>	<b>Net cash flows from operating activities</b>	G1-1	<u>15,782</u>	<u>12,995</u>
<b>Cash flows from investing activities</b>				
<i>Receipts:</i>				
592	Sale of investments		27,846	25,836
-	Sale of real estate assets		1,325	212
455	Proceeds from sale of IPPE		101	339
-	Deferred debtors receipts		-	1
<i>Payments:</i>				
-	Purchase of investments		(27,846)	(25,836)
-	Acquisition of term deposits		(4,717)	(3,000)
(15,913)	Payments for IPPE		(9,175)	(12,519)
-	Purchase of real estate assets		(774)	(5)
-	Deferred debtors and advances made		(73)	-
<u>(14,866)</u>	<b>Net cash flows from investing activities</b>		<u>(13,313)</u>	<u>(14,972)</u>
<b>Cash flows from financing activities</b>				
<i>Receipts:</i>				
2,000	Proceeds from borrowings		-	1,620
<i>Payments:</i>				
(144)	Repayment of borrowings		(144)	(97)
-	Principal component of lease payments		(5)	-
<u>1,856</u>	<b>Net cash flows from financing activities</b>		<u>(149)</u>	<u>1,523</u>
<u>579</u>	<b>Net change in cash and cash equivalents</b>		<u>2,320</u>	<u>(454)</u>
-	Cash and cash equivalents at beginning of year		1,396	1,850
<u>579</u>	<b>Cash and cash equivalents at end of year</b>	G1-1	<u>3,716</u>	<u>1,396</u>
17,339	plus: Investments on hand at end of year	G1-2	32,563	27,846
<u>17,918</u>	<b>Total cash, cash equivalents and investments</b>		<u>36,279</u>	<u>29,242</u>

The above Statement of Cash Flows should be read in conjunction with the accompanying notes.

## Narrandera Shire Council

### Contents for the notes to the Financial Statements for the year ended 30 June 2023

<b>A About Council and these financial statements</b>	<b>12</b>
A1-1 Basis of preparation	12
<b>B Financial Performance</b>	<b>14</b>
<b>B1 Functions or activities</b>	<b>14</b>
B1-1 Functions or activities – income, expenses and assets	14
B1-2 Components of functions or activities	15
<b>B2 Sources of income</b>	<b>16</b>
B2-1 Rates and annual charges	16
B2-2 User charges and fees	17
B2-3 Other revenues	18
B2-4 Grants and contributions	19
B2-5 Interest and investment income	23
B2-6 Other income	23
<b>B3 Costs of providing services</b>	<b>24</b>
B3-1 Employee benefits and on-costs	24
B3-2 Materials and services	25
B3-3 Borrowing costs	25
B3-4 Depreciation, amortisation and impairment of non-financial assets	26
B3-5 Other expenses	27
<b>B4 Gains or losses</b>	<b>27</b>
B4-1 Gain or loss from the disposal, replacement and de-recognition of assets	27
<b>B5 Performance against budget</b>	<b>29</b>
B5-1 Material budget variations	29
<b>C Financial position</b>	<b>31</b>
<b>C1 Assets we manage</b>	<b>31</b>
C1-1 Cash and cash equivalents	31
C1-2 Financial investments	31
C1-3 Restricted and allocated cash, cash equivalents and investments	33
C1-4 Receivables	35
C1-5 Inventories	36
C1-6 Contract assets and Contract cost assets	37
C1-7 Infrastructure, property, plant and equipment	38
C1-8 Other	41
<b>C2 Leasing activities</b>	<b>42</b>
C2-1 Council as a lessee	42
C2-2 Council as a lessor	44
<b>C3 Liabilities of Council</b>	<b>45</b>
C3-1 Payables	45
C3-2 Contract Liabilities	46
C3-3 Borrowings	47
C3-4 Employee benefit provisions	48
C3-5 Provisions	48

## Narrandera Shire Council

### Contents for the notes to the Financial Statements for the year ended 30 June 2023

<b>C4 Reserves</b>	<b>50</b>
C4-1 Nature and purpose of reserves	50
<b>D Council structure</b>	<b>50</b>
<b>D1 Results by fund</b>	<b>50</b>
D1-1 Income Statement by fund	50
D1-2 Statement of Financial Position by fund	51
D1-3 Details of internal loans	52
<b>D2 Interests in other entities</b>	<b>53</b>
D2-1 Subsidiaries, joint arrangements and associates not recognised	53
<b>E Risks and accounting uncertainties</b>	<b>54</b>
E1-1 Risks relating to financial instruments held	54
E2-1 Fair value measurement	57
E3-1 Contingencies	62
<b>F People and relationships</b>	<b>65</b>
<b>F1 Related party disclosures</b>	<b>65</b>
F1-1 Key management personnel (KMP)	65
F1-2 Councillor and Mayoral fees and associated expenses	66
<b>F2 Other relationships</b>	<b>66</b>
F2-1 Audit fees	66
<b>G Other matters</b>	<b>67</b>
G1-1 Statement of Cash Flows information	67
G2-1 Commitments	68
G3-1 Events occurring after the reporting date	68
<b>G4 Statement of developer contributions as at 30 June 2023</b>	<b>69</b>
G4-1 Summary of developer contributions	69
G4-2 Developer contributions by plan	69
<b>G5 Statement of performance measures</b>	<b>70</b>
G5-1 Statement of performance measures – consolidated results	70
G5-2 Statement of performance measures by fund	71
<b>H Additional Council disclosures (unaudited)</b>	<b>73</b>
H1-1 Statement of performance measures – consolidated results (graphs)	73
H1-2 Council information and contact details	75



## A About Council and these financial statements

### A1-1 Basis of preparation

These financial statements were authorised for issue by Council on 15 August 2023. Council has the power to amend and reissue these financial statements in cases where critical information is received from public submissions or where the OLG directs Council to amend the financial statements.

The principal accounting policies adopted in the preparation of these financial statements are set out below. These policies have been consistently applied to all the years presented, unless otherwise stated.

These general purpose financial statements have been prepared in accordance with Australian Accounting Standards and Australian Accounting Interpretations, the *Local Government Act 1993 (Act)* and *Local Government (General) Regulation 2021 (Regulation)*, and the Local Government Code of Accounting Practice and Financial Reporting.

Council is a not-for-profit entity.

The financial statements are presented in Australian dollars and are rounded to the nearest thousand dollars.

#### **Historical cost convention**

These financial statements have been prepared under the historical cost convention, as modified by the revaluation of certain infrastructure, property, plant and equipment.

#### **Significant accounting estimates and judgements**

The preparation of financial statements requires the use of certain critical accounting estimates. It also requires management to exercise its judgement in the process of applying the Council's accounting policies.

Estimates and judgements are continually evaluated and are based on historical experience and other factors, including expectations of future events that may have a financial impact on the Council and that are believed to be reasonable under the circumstances.

#### **Critical accounting estimates and assumptions**

Council makes estimations and assumptions concerning the future.

The resulting accounting estimates will, by definition, seldom equal the related actual results.

The estimates and assumptions that have a significant risk of causing a material adjustment to the carrying amounts of assets and liabilities within the next financial year include:

- i. estimated fair values of infrastructure, property, plant and equipment – refer Note C1-7
- ii. employee benefit provisions – refer Note C3-4.
- iii. estimated tip remediation provisions – refer Note C3-5

#### **Significant judgements in applying the Council's accounting policies**

- i. Impairment of receivables – refer Note C1-4.
- ii. Determination of whether performance obligations are sufficiently specific and whether the contract is within the scope of AASB 15 *Revenue from Contracts with Customers* and / or AASB 1058 *Income of Not-for-Profit Entities* – refer to Notes B2-2 – B2-4.

### **Monies and other assets received by Council**

#### **The Consolidated Fund**

In accordance with the provisions of Section 409(1) of the Local Government Act 1993 (NSW), all money and property received by Council is held in the Council's Consolidated Fund unless it is required to be held in the Council's Trust Fund.

Cash and other assets of the following activities have been included as part of the Consolidated Fund:

- General purpose operations
- Water service
- Sewerage service
- Barellan Hall and Museum
- Grong Grong Hall
- Narrandera Railway Management Committee
- Narrandera Koala Regeneration Centre Supervisory Committee

## A1-1 Basis of preparation (continued)

---

- Arts Centre and Narrandera Museum

### The Trust Fund

In accordance with the provisions of Section 411 of the *Local Government Act 1993 (NSW)* (as amended), a separate and distinct Trust Fund is maintained to account for all money and property received by the council in trust which must be applied only for the purposes of, or in accordance with, the trusts relating to those monies.

Trust monies and property subject to Council's control have been included in these reports.

A separate statement of monies held in the Trust Fund is available for inspection at the council office by any person free of charge.

### Goods and Services Tax (GST)

Revenues, expenses and assets are recognised net of the amount of associated GST, unless the GST incurred is not recoverable from the taxation authority. In this case it is recognised as part of the cost of acquisition of the asset or as part of the expense.

Receivables and payables are stated inclusive of the amount of GST receivable or payable. The net amount of GST recoverable from, or payable to, the taxation authority is included with other receivables or payables in the Statement of Financial Position.

Cash flows are presented on a gross basis. The GST components of cash flows arising from investing or financing activities that are recoverable from, or payable to, the taxation authority, are presented as operating cash flows.

### Volunteer services

Council makes use of volunteers for the community transport program, museums at Narrandera and Barellan and also library services. The estimated value of these services has been included in the financial statements based on an average salary and on costs council would be required to pay if the services were not donated.

### New accounting standards and interpretations issued but not yet effective

Certain new accounting standards and interpretations (ie. pronouncements) have been published by the Australian Accounting Standards Board that are not mandatory for the 30 June 2023 reporting period.

Council has not applied any pronouncements before its operative date in the annual reporting period beginning 1 July 2022.

As at the date of authorisation of these financial statements Council does not consider that any of these new (and still to be applied) standards and interpretations are likely to have a material impact on the Council's future financial statements, financial position, financial performance or cash flows.

### New accounting standards adopted during the year

During the year, Council adopted all standards which were mandatorily effective for the first time at 30 June 2023.

None of these standards had an impact on the reported position or performance.

## B Financial Performance

### B1 Functions or activities

#### B1-1 Functions or activities – income, expenses and assets

Income, expenses and assets have been directly attributed to the following functions or activities. Details of those functions or activities are provided in Note B1-2.

\$ '000	Income		Expenses		Operating result		Grants and contributions		Carrying amount of assets	
	2023	2022	2023	2022	2023	2022	2023	2022	2023	2022
<b>Functions or activities</b>										
Our Community	7,193	5,579	6,253	6,117	940	(538)	5,915	4,357	40,024	34,636
Our Environment	1,324	1,488	1,636	1,624	(312)	(136)	219	496	3,129	2,891
Our Economy	1,644	2,655	2,853	3,332	(1,209)	(677)	7	343	7,540	7,096
Our Infrastructure	10,104	7,581	10,359	9,014	(255)	(1,433)	5,531	4,006	223,235	193,645
Our Civic Leadership	13,962	13,140	3,363	3,195	10,599	9,945	7,732	6,889	22,277	18,800
<b>Total functions and activities</b>	<b>34,227</b>	<b>30,443</b>	<b>24,464</b>	<b>23,282</b>	<b>9,763</b>	<b>7,161</b>	<b>19,404</b>	<b>16,091</b>	<b>296,205</b>	<b>257,068</b>

## B1-2 Components of functions or activities

---

Details relating to the Council's functions or activities as reported in B1-1 are as follows:

### **Our Community**

Security cameras, emergency services, health, aged & disabled services, social support, home modification and maintenance, community transport, community options, youth and childcare services, street lighting, public cemeteries, library, swimming pools, sportsgrounds, parks & reserves, Lake Talbot, sports stadium, cultural services, roads safety officer, arts centre.

### **Our Environment**

Ordinance and ranger services, insect & vermin control, noxious weeds, waste management, public toilets, environmental protection, development control.

### **Our Economy**

State Roads contract, economic development/real estate, industrial subdivision, industrial promotion, marketing & tourism, visitors centre, saleyards, caravan parks, private works, council land & buildings, aerodrome.

### **Our Infrastructure**

Infrastructure services, stormwater, urban & rural roads, regional roads, bridges, Roads to Recovery, roads ancillary, car parking, water & sewer services.

### **Our Civic Leadership**

Governance, council chambers, administration, finance, human resources & work health and safety, information technology, property/revenue, employment overheads, plant operations, external plant revenue and general purposes income.

## B2 Sources of income

### B2-1 Rates and annual charges

\$ '000	2023	2022
<b>Ordinary rates</b>		
Residential	1,712	1,674
Farmland	3,114	3,067
Business	461	445
Less: pensioner rebates	(131)	(136)
<b>Rates levied to ratepayers</b>	<b>5,156</b>	<b>5,050</b>
Pensioner rate subsidies received	74	74
<b>Total ordinary rates</b>	<b>5,230</b>	<b>5,124</b>
<b>Annual charges (pursuant to s496, 496A, 496B, 501 &amp; 611)</b>		
Domestic waste management services	807	792
Stormwater management services	75	71
Water supply services	865	810
Sewerage services	1,516	1,475
Waste management services	126	124
Less: pensioner rebates	(74)	(76)
<b>Annual charges levied</b>	<b>3,315</b>	<b>3,196</b>
Pensioner annual charges subsidies received:		
– Water	22	22
– Sewerage	19	20
<b>Total annual charges</b>	<b>3,356</b>	<b>3,238</b>
<b>Total rates and annual charges</b>	<b>8,586</b>	<b>8,362</b>
<b>Timing of revenue recognition for rates and annual charges</b>		
Rates and annual charges recognised at a point in time	8,586	8,362
<b>Total rates and annual charges</b>	<b>8,586</b>	<b>8,362</b>

Council has used 2019 year valuations provided by the NSW Valuer General in calculating its rates.

#### Accounting policy

Rates and annual charges are recognised as revenue at the beginning of the rating period to which they relate. Prepaid rates are recognised as a financial liability until the beginning of the rating period.

Pensioner rebates relate to reductions in rates and certain annual charges for eligible pensioners' place of residence in the local government council area.

Pensioner rate subsidies are received from the NSW Government to provide a contribution towards the pensioner rebates and are recognised within the underlying revenue item based on their substance.

## B2-2 User charges and fees

\$ '000	Timing	2023	2022
<b>User charges</b>			
Water supply services	2	1,334	1,067
Sewerage services	2	122	116
<b>Total User charges</b>		<b>1,456</b>	<b>1,183</b>
<b>Fees</b>			
<b>(i) Fees – statutory and regulatory functions (per s.608)</b>			
Inspection services	2	4	5
Planning and building regulation	2	118	123
Private works – section 67	2	350	839
Section 10.7 certificates (EP&A Act)	2	14	22
Section 603 certificates	2	15	22
Companion animals fees	2	1	1
<b>Total Fees – statutory/regulatory</b>		<b>502</b>	<b>1,012</b>
<b>(ii) Fees – other (incl. general user charges (per s.608))</b>			
Aerodrome	2	81	34
Aged care	2	741	632
Cemeteries	2	173	152
Leaseback fees – Council vehicles	2	23	28
Multipurpose centre	2	15	12
Transport for NSW (formerly RMS) charges (state roads not controlled by Council)	2	662	277
Transport for NSW (formerly RMS) charges (ordered works)	2	–	388
Sundry sales	2	2	1
Waste disposal tipping fees	2	34	22
Connection fees	2	21	23
Sportsground Fees	2	20	7
Halls	2	1	–
Library	2	5	3
Stadium Fees	2	62	42
Truck Wash	2	30	36
Other	2	26	21
<b>Total Fees – other</b>		<b>1,896</b>	<b>1,678</b>
<b>Total Fees</b>		<b>2,398</b>	<b>2,690</b>
<b>Total user charges and fees</b>		<b>3,854</b>	<b>3,873</b>
<b>Timing of revenue recognition for user charges and fees</b>			
User charges and fees recognised at a point in time (2)		3,854	3,873
<b>Total user charges and fees</b>		<b>3,854</b>	<b>3,873</b>

### Accounting policy

Revenue arising from user charges and fees is recognised when or as the performance obligation is completed and the customer receives the benefit of the goods / services being provided.

The performance obligation relates to the specific services which are provided to the customers and generally the payment terms are within 30 days of the provision of the service or in some cases such as caravan parks, the customer is required to pay on arrival or a deposit in advance. There is no material obligation for Council in relation to refunds or returns.

Licences granted by Council are all either short-term or low value and all revenue from licences is recognised at the time that the licence is granted rather than over the term of the licence.

**B2-3 Other revenues**

\$ '000	Timing	2023	2022
Fines	2	5	5
Legal fees recovery – rates and charges (extra charges)	2	54	89
Insurance claims recoveries	2	208	171
Commissions and agency fees	2	42	43
Recycling income (non-domestic)	2	24	12
Diesel rebate	2	73	68
Sales – general	2	38	35
Incentive insurance rebate	2	27	27
Insurance reimbursement	2	8	34
Rural fire service reimbursement	2	161	98
Sale of scrap materials	2	6	18
Temporary Sale of Water Allocation	2	288	288
Volunteer Services	2	529	456
Other	2	45	13
<b>Total other revenue</b>		<b>1,508</b>	<b>1,357</b>
<b>Timing of revenue recognition for other revenue</b>			
Other revenue recognised at a point in time (2)		1,508	1,357
<b>Total other revenue</b>		<b>1,508</b>	<b>1,357</b>

**Accounting policy for other revenue**

Where the revenue is earned for the provision of specified goods / services under an enforceable contract, revenue is recognised when or as the obligations are satisfied.

Statutory fees and fines are recognised as revenue when the service has been provided, the payment is received or when the penalty has been applied, whichever occurs first.

Other revenue is recorded when the payment is due, the value of the payment is notified, or the payment is received, whichever occurs first.

## B2-4 Grants and contributions

\$ '000	Timing	Operating 2023	Operating 2022	Capital 2023	Capital 2022
<b>General purpose grants and non-developer contributions (untied)</b>					
<b>General purpose (untied)</b>					
<b>Current year allocation</b>					
Financial assistance	2	1,597	2,682	-	-
<b>Payment in advance - future year allocation</b>					
Financial assistance	2	6,119	4,125	-	-
<b>Amount recognised as income during current year</b>		<b>7,716</b>	<b>6,807</b>	<b>-</b>	<b>-</b>
<b>Special purpose grants and non-developer contributions (tied)</b>					
<b>Cash contributions</b>					
Water supplies	2	-	-	24	-
Sewerage	1	-	-	332	226
Aged care	2	11	-	-	-
Bushfire and emergency services	2	-	92	-	-
Employment and training programs	2	16	82	-	-
Heritage and cultural	2	65	28	-	-
Library	2	-	1	36	-
Library – per capita	2	61	60	-	-
Library – special projects	2	19	19	-	-
Noxious weeds	2	44	44	-	-
Community services	2	43	10	-	-
Floodplain mapping and land use	2	109	153	-	-
Crown Lands	2	-	-	-	87
Street lighting	2	87	33	-	-
Stronger Country Communities - Council Projects	1	-	-	297	141
Stronger Country Communities - Community Grants	1	-	11	-	-
Drought Communities - Council Projects	1	-	-	-	6
Local Roads & Community Infrastructure	1	-	-	675	684
Truck Wash	2	-	-	-	-
Playground on The Murrumbidgee	1	-	-	2,990	1,762
Regional Airports	1	-	-	7	344
Recreation and culture	2	9	-	-	552
Planning portal	2	-	80	-	-
Community Building Partnership	1	-	-	-	26
Transport (roads to recovery)	2	603	997	-	-
Drainage	1	-	-	106	-
Health and safety	2	63	-	-	-
Transport (other roads and bridges funding)	2	3,454	51	414	1,844
Other specific grants	2	238	35	-	-
Tourism	2	14	132	-	-
Recreation and culture	1	-	-	83	73
Transport for NSW contributions (regional roads, block grant)	2	574	564	92	100
Other contributions	2	-	-	1	-
Leeton Shire Council aerodrome contributions	2	61	68	4	149
Disaster Recovery Funding	2	1,000	-	-	-
<b>Total special purpose grants and non-developer contributions – cash</b>		<b>6,471</b>	<b>2,460</b>	<b>5,061</b>	<b>5,994</b>
<b>Non-cash contributions</b>					
Rural Fire Services - Red Fleet	2	-	-	46	527
<b>Total other contributions – non-cash</b>		<b>-</b>	<b>-</b>	<b>46</b>	<b>527</b>

continued on next page

Page 16 of 85



**B2-4 Grants and contributions (continued)**

<b>\$ '000</b>	<b>Timing</b>	<b>Operating 2023</b>	<b>Operating 2022</b>	<b>Capital 2023</b>	<b>Capital 2022</b>
<b>Total special purpose grants and non-developer contributions (tied)</b>		<u>6,471</u>	<u>2,460</u>	<u>5,107</u>	<u>6,521</u>
<b>Total grants and non-developer contributions</b>		<u>14,187</u>	<u>9,267</u>	<u>5,107</u>	<u>6,521</u>

## B2-4 Grants and contributions (continued)

\$ '000	Timing	Operating 2023	Operating 2022	Capital 2023	Capital 2022
<b>Comprising:</b>					
– Commonwealth funding		8,346	7,887	675	1,242
– State funding		5,611	1,227	4,298	4,530
– Other funding		230	153	134	749
		<u>14,187</u>	<u>9,267</u>	<u>5,107</u>	<u>6,521</u>

### Developer contributions

\$ '000	Notes	Timing	Operating 2023	Operating 2022	Capital 2023	Capital 2022
<b>Developer contributions: (s7.4 &amp; s7.11 - EP&amp;A Act, s64 of the LGA):</b>						
<b>Cash contributions</b>						
S 7.4 – contributions using planning agreements		2	–	–	–	250
S 7.11 – contributions towards amenities/services		2	–	–	–	20
S 7.12 – fixed development consent levies		2	–	–	55	17
S 64 – water supply contributions		2	–	–	43	16
S 64 – sewerage service contributions		2	–	–	12	–
<b>Total developer contributions – cash</b>			<u>–</u>	<u>–</u>	<u>110</u>	<u>303</u>
<b>Total developer contributions</b>			<u>–</u>	<u>–</u>	<u>110</u>	<u>303</u>
<b>Total contributions</b>			<u>–</u>	<u>–</u>	<u>110</u>	<u>303</u>
<b>Total grants and contributions</b>			<u>14,187</u>	<u>9,267</u>	<u>5,217</u>	<u>6,824</u>
<b>Timing of revenue recognition for grants and contributions</b>						
Grants and contributions recognised over time (1)			–	11	4,490	3,814
Grants and contributions recognised at a point in time (2)			14,187	9,256	727	3,010
<b>Total grants and contributions</b>			<u>14,187</u>	<u>9,267</u>	<u>5,217</u>	<u>6,824</u>

## B2-4 Grants and contributions (continued)

### Unspent grants and contributions

Certain grants and contributions are obtained by Council on the condition they be spent in a specified manner or in a future period but which are not yet spent in accordance with those conditions are as follows:

\$ '000	Operating 2023	Operating 2022	Capital 2023	Capital 2022
<b>Unspent grants and contributions</b>				
Unspent funds at 1 July	1,256	1,066	2,777	2,178
<b>Add:</b> Funds recognised as revenue in the reporting year but not yet spent in accordance with the conditions	5,306	843	129	308
<b>Add:</b> Funds received and not recognised as revenue in the current year	-	-	1,510	1,948
<b>Less:</b> Funds recognised as revenue in previous years that have been spent during the reporting year	(784)	(642)	(10)	(179)
<b>Less:</b> Funds received in prior year but revenue recognised and funds spent in current year	(5)	(11)	(902)	(1,478)
<b>Unspent funds at 30 June</b>	<b>5,773</b>	<b>1,256</b>	<b>3,504</b>	<b>2,777</b>

### Accounting policy

#### Grants and contributions – enforceable agreement with sufficiently specific performance obligations

Grant and contribution revenue from an agreement which is enforceable and contains sufficiently specific performance obligations is recognised as or when control of each performance obligations is transferred.

The performance obligations vary according to the agreement but include evidence of the event taking place or satisfactory achievement of milestones. Payment terms vary depending on the terms of the grant, cash is received upfront for some grants and on the achievement of certain payment milestones for others.

Performance obligations may be satisfied either at a point in time or over time and this is reflected in the revenue recognition pattern. Point in time recognition occurs when the beneficiary obtains control of the goods / services at a single time (e.g. completion of the project when a report / outcome is provided), whereas over time recognition is where the control of the services is ongoing throughout the project (e.g. provision of community health services through the year).

Where control is transferred over time, generally the input methods being either costs or time incurred are deemed to be the most appropriate methods to reflect the transfer of benefit.

#### Capital grants

Capital grants received by Council under an enforceable contract for the acquisition or construction of infrastructure, property, plant and equipment to identified specifications which will be under Council's control on completion are recognised as revenue as and when the obligation to construct or purchase is completed.

For construction projects, this is generally as the construction progresses in accordance with costs incurred since this is deemed to be the most appropriate measure of the completeness of the construction project.

For acquisitions of assets, the revenue is recognised when the asset is acquired and controlled by the Council.

#### Developer contributions

Council has obligations to provide facilities from contribution revenues levied on developers under the provisions of sections 7.4, 7.11 and 7.12 of the *Environmental Planning and Assessment Act 1979* (EP&A Act).

While Council generally incorporates these amounts as part of a Development Consents Order, such developer contributions are only recognised as income upon receipt by Council, due to the possibility that individual development consents may not be acted upon by the applicant and, accordingly, would not be payable to Council.

Developer contributions may only be expended for the purposes for which the contributions were required, but Council may apply contributions according to the priorities established in work schedules for the contribution plan.

## B2-4 Grants and contributions (continued)

### Other grants and contributions

Assets, including cash, received from other grants and contributions are recognised at fair value when the asset is received. Council considers whether there are any related liability or equity items associated with the asset which are recognised in accordance with the relevant accounting standard.

Once the assets and liabilities have been recognised then income is recognised for any remaining asset value at the time that the asset is received.

## B2-5 Interest and investment income

\$ '000	2023	2022
<b>Interest on financial assets measured at amortised cost</b>		
– Overdue rates and annual charges (incl. special purpose rates)	46	52
– Cash and investments	611	135
Dividend income (other)	1	1
<b>Total interest and investment income</b>	<b>658</b>	<b>188</b>
<b>Interest and investment income is attributable to:</b>		
<b>Unrestricted investments/financial assets:</b>		
Overdue rates and annual charges (general fund)	24	30
General Council cash and investments	376	71
<b>Restricted investments/funds – external:</b>		
Development contributions		
– Section 7.4 Planning Agreements	6	1
– Section 7.11	2	–
– Section 7.12	5	1
– Section 64	7	2
Water fund operations	146	50
Sewerage fund operations	66	20
Domestic waste management operations	26	13
<b>Total interest and investment income</b>	<b>658</b>	<b>188</b>

### Accounting policy

Interest income is recognised using the effective interest rate at the date that interest is earned.

Dividends are recognised as income in profit or loss when the shareholder's right to receive payment is established unless the dividend clearly represents a recovery of part of the cost of the investment.

## B2-6 Other income

\$ '000	Notes	2023	2022
<b>Rental income</b>			
<b>Other lease income</b>			
Aerodrome Hangers		10	13
Caravan Park		93	89
Housing		46	41
Reverse Vending Machine		2	–
Shops & Offices		27	26
Tower Rental		37	35
Other		2	5
<b>Total other lease income</b>		<b>217</b>	<b>209</b>
<b>Total rental income</b>	G2-2	<b>217</b>	<b>209</b>
<b>Total other income</b>		<b>217</b>	<b>209</b>

### B3 Costs of providing services

#### B3-1 Employee benefits and on-costs

\$ '000	2023	2022
Salaries and wages	7,002	7,074
Employee leave entitlements (ELE)	1,516	1,311
Superannuation	864	833
Workers' compensation insurance	183	282
Fringe benefit tax (FBT)	38	26
Sick leave insurance	-	14
Other	10	14
<b>Total employee costs</b>	<b>9,613</b>	<b>9,554</b>
Less: capitalised costs	(1,054)	(1,320)
<b>Total employee costs expensed</b>	<b>8,559</b>	<b>8,234</b>
Number of 'full-time equivalent' employees (FTE) at year end	100	103

#### Accounting policy

Employee benefit expenses are recorded when the service has been provided by the employee.

All employees of the Council are entitled to benefits on retirement, disability or death. Council contributes to various defined benefit plans and defined contribution plans on behalf of its employees.

Contributions to defined contribution plans are recognised as an expense as they become payable. Prepaid contributions are recognised as an asset to the extent that a cash refund or a reduction in the future payments is available.

Council participates in a defined benefit plan under the Local Government Superannuation Scheme, however, sufficient information to account for the plan as a defined benefit is not available and therefore Council accounts for its obligations to defined benefit plans on the same basis as its obligations to defined contribution plans, i.e. as an expense when it becomes payable – refer to Note E3-1 for more information.

### B3-2 Materials and services

\$ '000	Notes	2023	2022
Advertising		11	7
Audit Fees	F2-1	87	89
Bank charges		57	52
Contractor costs		1,213	898
Councillor and Mayoral fees and associated expenses	F1-2	181	145
Election expenses		-	55
Electricity and heating		662	505
Fire control expenses		68	67
Insurance		450	428
Other expenses		70	9
Postage		22	20
Printing and stationery		24	30
Raw materials and consumables		5,267	5,232
Street lighting		99	87
Subscriptions and publications		90	86
Telephone and communications		80	65
Valuation fees		31	29
Volunteer Services expense		529	456
<b>Legal expenses:</b>			
– Legal expenses: planning and development		-	6
– Legal expenses: debt recovery		54	89
– Legal expenses: other		-	24
Expenses from leases of low value assets		9	11
Variable lease expense relating to usage		3	2
<b>Total materials and services</b>		<b>9,007</b>	<b>8,392</b>
<b>Total materials and services</b>		<b>9,007</b>	<b>8,392</b>

#### Accounting policy

Expenses are recorded on an accruals basis as the Council receives the goods or services.

### B3-3 Borrowing costs

\$ '000	Notes	2023	2022
<b>(i) Interest bearing liability costs</b>			
Interest on leases		1	-
Interest on loans		46	28
Discount adjustments relating to movements in provisions (other than ELE)		-	-
– Remediation liabilities	G3-5	17	11
<b>Total borrowing costs expensed</b>		<b>64</b>	<b>39</b>

#### Accounting policy

Borrowing costs incurred for the construction of any qualifying asset are capitalised during the period of time that is required to complete and prepare the asset for its intended use or sale. Other borrowing costs are expensed as incurred.

### B3-4 Depreciation, amortisation and impairment of non-financial assets

\$ '000	Notes	2023	2022
<b>Depreciation and amortisation</b>			
Plant and equipment		674	684
Plant and equipment - specialised (RFS Red Fleet)		181	164
Office equipment		158	162
Furniture and fittings		5	6
Land improvements		5	5
<b>Infrastructure:</b>	G1-7		
– Buildings – non-specialised		717	717
– Buildings – specialised		488	431
– Other structures		675	642
– Roads		1,900	1,831
– Bridges		145	149
– Footpaths		21	19
– Stormwater drainage		82	79
– Water supply network		633	497
– Sewerage network		348	305
– Swimming pools		105	103
– Other open space/recreational assets		116	105
Right of use assets	G2-1	4	–
<b>Other assets:</b>			
– Library books		26	22
<b>Reinstatement, rehabilitation and restoration assets:</b>			
– Tip assets	G1-7	14	16
<b>Total gross depreciation and amortisation costs</b>		<u>6,297</u>	<u>5,937</u>
<b>Impairment / revaluation decrement of IPPE</b>			
<b>Infrastructure:</b>	G1-7		
– Buildings – specialised		–	43
– Other structures		1	–
<b>Total gross IPPE impairment / revaluation decrement costs</b>		<u>1</u>	<u>43</u>
<b>Total IPPE impairment / revaluation decrement costs charged to Income Statement</b>		<u>1</u>	<u>43</u>
<b>Total depreciation, amortisation and impairment for non-financial assets</b>		<u>6,298</u>	<u>5,980</u>

#### Accounting policy

##### Depreciation and amortisation

Depreciation and amortisation are calculated using the straight line method to allocate their cost, net of their residual values, over their estimated useful lives.

##### Impairment of non-financial assets

Council assets held at fair value that are not held primarily for their ability to generate net cash flow, and that are deemed to be specialised, are not tested for impairment since these assets are assessed on an annual basis to ensure that the carrying amount is not materially different from fair value and therefore, an impairment loss would be captured during this assessment.

Other assets are tested for impairment whenever events or changes in circumstances indicate that the carrying amount may not be recoverable. An impairment loss is recognised for the amount by which the asset's carrying amount exceeds its recoverable amount. The recoverable amount is the higher of an asset's fair value less costs to sell and value in use.

For the purposes of assessing impairment, assets are grouped at the lowest levels for which there are separately identifiable cash inflows that are largely independent of the cash inflows from other assets or groups of assets (cash-generating units). Non-financial assets that suffered an impairment are reviewed for possible reversal of the impairment at each reporting date.

Impairment losses for revalued assets are firstly offset against the amount in the revaluation surplus for the class of asset, with only the excess to be recognised in the Income Statement.

### B3-5 Other expenses

\$ '000	2023	2022
<b>Impairment of receivables</b>		
Other	7	47
<b>Total impairment of receivables</b>	<b>7</b>	<b>47</b>
<b>Other</b>		
Contributions/levies to other levels of government		
– Emergency services levy (includes FRNSW, SES, and RFS levies)	342	259
– Western Riverina Library	32	33
Donations, contributions and assistance to other organisations (Section 356)	27	28
Street Lighting	106	270
<b>Total other</b>	<b>507</b>	<b>590</b>
<b>Total other expenses</b>	<b>514</b>	<b>637</b>

#### Accounting policy

Other expenses are recorded on an accruals basis when Council has an obligation for the expenses. Impairment expenses are recognised when identified.

### B4 Gains or losses

#### B4-1 Gain or loss from the disposal, replacement and de-recognition of assets

\$ '000	Notes	2023	2022
<b>Gain (or loss) on disposal of property (excl. investment property)</b>			
Less: carrying amount of property assets sold/written off		(4)	–
<b>Gain (or loss) on disposal</b>		<b>(4)</b>	<b>–</b>
<b>Gain (or loss) on disposal of plant and equipment</b>			
	G1-7		
Proceeds from disposal – plant and equipment		101	339
Less: carrying amount of plant and equipment assets sold/written off		(22)	(140)
<b>Gain (or loss) on disposal</b>		<b>79</b>	<b>199</b>
<b>Gain (or loss) on disposal of infrastructure</b>			
	G1-7		
Proceeds from disposal – infrastructure		–	–
Less: carrying amount of infrastructure assets sold/written off		(285)	(19)
<b>Gain (or loss) on disposal</b>		<b>(285)</b>	<b>(19)</b>
<b>Gain (or loss) on disposal of real estate assets held for sale</b>			
	G1-5		
Proceeds from disposal – real estate assets		1,325	212
Less: carrying amount of real estate assets sold/written off		(1,000)	(20)
<b>Gain (or loss) on disposal</b>		<b>325</b>	<b>192</b>
<b>Gain (or loss) on disposal of investments</b>			
	G1-2		
Proceeds from disposal/redemptions/maturities – investments		27,846	25,836
Less: carrying amount of investments sold/redeemed/matured		(27,846)	(25,836)
<b>Gain (or loss) on disposal</b>		<b>–</b>	<b>–</b>
<b>Gain (or loss) on disposal of plant and equipment - specialised</b>			
Proceeds from disposal – plant and equipment - specialised		–	–
Less: carrying amount of plant and equipment - specialised assets sold/written off		–	(9)
<b>Gain (or loss) on disposal</b>		<b>–</b>	<b>(9)</b>
<b>Gain (or loss) on disposal of office equipment</b>			
Less: carrying amount of office equipment assets sold/written off		(7)	–
<b>Gain (or loss) on disposal</b>		<b>(7)</b>	<b>–</b>

continued on next page

Page 27 of 85



**B4-1 Gain or loss from the disposal, replacement and de-recognition of assets**

<b>\$ '000</b>	Notes	<b>2023</b>	<b>2022</b>
<b>Gain (or loss) on disposal of work in progress</b>			
Less: carrying amount of work in progress assets sold/written off		(130)	=
<b>Gain (or loss) on disposal</b>		<b>(130)</b>	<b>=</b>
<b>Net gain (or loss) from disposal of assets</b>		<b>(22)</b>	<b>363</b>

**Accounting policy**

Gains and losses on disposals are determined by comparing proceeds with carrying amount. The gain or loss on sale of an asset is determined when control of the asset has irrevocably passed to the buyer and the asset is de-recognised.

## B5 Performance against budget

### B5-1 Material budget variations

Council's original budget was adopted by the Council on 21 June 2022 and is not required to be audited. The original projections on which the budget was based have been affected by a number of factors. These include state and federal government decisions, including new grant programs, changing economic activity, environmental factors, and by decisions made by Council.

While these General Purpose Financial Statements include the original budget adopted by Council, the Act requires Council to review its financial budget on a quarterly basis, so it is able to manage the variation between actuals and budget that invariably occur during the year.

Material variations of more than 10% between original budget and actual results or where the variance is considered material by nature are explained below.

**Variation Key:** **F** = Favourable budget variation, **U** = Unfavourable budget variation.

\$ '000	2023 Budget	2023 Actual	2023 ----- Variance -----	
<b>Revenues</b>				
Rates and annual charges	8,597	8,586	(11)	0% <b>U</b>
User charges and fees	3,213	3,854	641	20% <b>F</b>
<ul style="list-style-type: none"> <li>Higher than anticipated revenues for:                             <ul style="list-style-type: none"> <li>Private works \$206,000</li> <li>State Roads contract (Transport NSW) offset by expenses in materials and services \$483,000</li> </ul> </li> </ul>				
Other revenues	721	1,508	787	109% <b>F</b>
<ul style="list-style-type: none"> <li>Volunteer services revenue of \$529,000 recognised in accordance with the Australian Accounting Standard (offset by expenses in materials and services).</li> <li>Insurance income received relating to the 21-22 storm event \$180,000</li> </ul>				
Operating grants and contributions	7,643	14,187	6,544	86% <b>F</b>
<ul style="list-style-type: none"> <li>Council received several operating grants in the 22-23 reporting period, including                             <ul style="list-style-type: none"> <li>Financial Assistance Grant 100% prepayment \$6.119m</li> <li>Pothole repair grant \$535,000</li> <li>Regional &amp; Local Road Repair Program \$2.837m</li> </ul> </li> </ul>				
Capital grants and contributions	7,739	5,217	(2,522)	(33)% <b>U</b>
<ul style="list-style-type: none"> <li>Council has been seeking grants to assist with the cost of the below projects, at reporting date a successful grant has not been received                             <ul style="list-style-type: none"> <li>Lake Talbot Deepening works \$2m</li> <li>Urban Stormwater Upgrade \$2m</li> </ul> </li> </ul>				
Interest and investment revenue	226	658	432	191% <b>F</b>
<ul style="list-style-type: none"> <li>Council has benefited from higher than anticipated term deposit interest rates.</li> </ul>				
Net gains from disposal of assets	92	-	(92)	(100)% <b>U</b>
<ul style="list-style-type: none"> <li>Council disposed of several infrastructure assets in 22-23 resulting in a loss on disposal of assets</li> </ul>				
Other income	225	217	(8)	(4)% <b>U</b>

**B5-1 Material budget variations (continued)**

\$ '000	2023 Budget	2023 Actual	2023 ----- Variance -----	
<b>Expenses</b>				
<b>Employee benefits and on-costs</b>	8,450	8,559	(109)	(1)% <b>U</b>
<b>Materials and services</b>	5,732	9,007	(3,275)	(57)% <b>U</b>
<ul style="list-style-type: none"> <li>Higher than anticipated expenses relating to:                             <ul style="list-style-type: none"> <li>Volunteer Expenses (offset in other revenues) \$529,000</li> <li>State road contract expenses (offset by income in user charges &amp; fees) \$483,000</li> <li>Private works expenses (offset by income in user charges &amp; fees) \$185,000</li> <li>Flood event expenses \$375,000</li> <li>Parks expenses \$183,000</li> <li>Airport expenses \$250,000</li> <li>Water operation expenses \$140,000</li> <li>Grant programs \$480,000</li> <li>Roads expenses \$183,000</li> <li>Regional roads \$142,000</li> <li>Gravel Pit expenses \$80,000</li> <li>Consultant expenses \$110,000</li> <li>Toilet contract \$65,000</li> <li>Street Lighting contribution \$105,000</li> <li>Workshop expenses \$150,000</li> </ul> </li> </ul>				
<b>Borrowing costs</b>	46	64	(18)	(39)% <b>U</b>
<ul style="list-style-type: none"> <li>Council recognised a provision for the remediation of the landfill area in 21-22, the variance is the subsequent interest applicable to the provision and was not known at the time of budget completion.</li> </ul>				
<b>Depreciation, amortisation and impairment of non-financial assets</b>	6,123	6,298	(175)	(3)% <b>U</b>
<b>Other expenses</b>	403	514	(111)	(28)% <b>U</b>
<ul style="list-style-type: none"> <li>Council provided a contribution for the costs of LED street lighting replacement.</li> </ul>				
<b>Statement of cash flows</b>				
<b>Cash flows from operating activities</b>	13,589	15,782	2,193	16% <b>F</b>
<ul style="list-style-type: none"> <li>Cash flows from operating activities budget variance relates to higher than anticipated grants and contribution revenues offset by increased materials and services costs</li> </ul>				
<b>Cash flows from investing activities</b>	(14,866)	(13,313)	1,553	(10)% <b>F</b>
<ul style="list-style-type: none"> <li>Council was unable to complete the 22-23 capital program due diverting resources to respond to the natural disaster events within the Local Government area.</li> </ul>				
<b>Cash flows from financing activities</b>	1,856	(149)	(2,005)	(108)% <b>U</b>
<ul style="list-style-type: none"> <li>Council anticipated the drawdown of a loan for the Urban Stormwater upgrade project, the loan has been deferred to June 2024.</li> </ul>				

## C Financial position

### C1 Assets we manage

#### C1-1 Cash and cash equivalents

\$ '000	2023	2022
<b>Cash assets</b>		
Cash at bank and on hand	536	338
Cash equivalent assets		
– Deposits at call	3,180	1,058
<b>Total cash and cash equivalents</b>	<b>3,716</b>	<b>1,396</b>

#### Reconciliation of cash and cash equivalents

Total cash and cash equivalents per Statement of Financial Position	3,716	1,396
<b>Balance as per the Statement of Cash Flows</b>	<b>3,716</b>	<b>1,396</b>

#### Accounting policy

For Statement of Cash Flow presentation purposes, cash and cash equivalents includes cash on hand; deposits held at call with financial institutions; other short-term, highly liquid investments with original maturities of three months or less that are readily convertible to known amounts of cash and which are subject to an insignificant risk of changes in value.

#### C1-2 Financial investments

\$ '000	2023 Current	2023 Non-current	2022 Current	2022 Non-current
<b>Financial assets at fair value through the profit and loss</b>				
Unlisted equity securities	10	–	10	–
<b>Total</b>	<b>10</b>	<b>–</b>	<b>10</b>	<b>–</b>
<b>Debt securities at amortised cost</b>				
Long term deposits	32,553	–	27,836	–
<b>Total</b>	<b>32,553</b>	<b>–</b>	<b>27,836</b>	<b>–</b>
<b>Total financial investments</b>	<b>32,563</b>	<b>–</b>	<b>27,846</b>	<b>–</b>
<b>Total cash assets, cash equivalents and investments</b>	<b>36,279</b>	<b>–</b>	<b>29,242</b>	<b>–</b>

#### Accounting policy

Financial instruments are recognised initially on the date that the Council becomes party to the contractual provisions of the instrument.

On initial recognition, all financial instruments are measured at fair value plus transaction costs (except for instruments measured at fair value through profit or loss where transaction costs are expensed as incurred).

#### Financial assets

All recognised financial assets are subsequently measured in their entirety at either amortised cost or fair value, depending on the classification of the financial assets.

#### Classification

Council classifies its financial assets in the following categories:

- financial assets at fair value through profit or loss;
- financial assets at amortised cost;

## C1-2 Financial investments (continued)

---

The classification depends on the purpose for which the investments were acquired.

Management determines the classification of its investments at initial recognition and, in the case of assets classified as held-to-maturity, re-evaluates this designation at each reporting date.

### **Amortised cost**

Council's financial assets measured at amortised cost comprise trade and other receivables, term deposits and cash and cash equivalents in the Statement of Financial Position. Term deposits with an initial term of more than 3 months are classified as investments rather than cash and cash equivalents.

Subsequent to initial recognition, these assets are carried at amortised cost using the effective interest rate method less provision for impairment.

Interest income, impairment and gains or loss on de-recognition are recognised in profit or loss.

### **Financial assets through profit or loss**

All financial assets not classified as measured at amortised cost are measured at fair value through profit or loss.

Net gains or losses, including any interest or dividend income, are recognised in profit or loss.

Council's financial assets measured at fair value through profit or loss are investments in Narrandera District Investments Ltd. (Bendigo Bank).

**C1-3 Restricted and allocated cash, cash equivalents and investments**

\$ '000	2023	2022
<b>(a) Externally restricted cash, cash equivalents and investments</b>		
<b>Total cash, cash equivalents and investments</b>	<b>36,279</b>	<b>29,242</b>
Less: Externally restricted cash, cash equivalents and investments	<u>(19,842)</u>	<u>(14,726)</u>
<b>Cash, cash equivalents and investments not subject to external restrictions</b>	<b>16,437</b>	<b>14,516</b>
<b>External restrictions</b>		
<b>External restrictions – included in liabilities</b>		
External restrictions included in cash, cash equivalents and investments above comprise:		
Specific purpose unexpended loans – sewer	1,451	1,562
Specific purpose unexpended grants – general fund	2,505	1,953
Unexpended contributions – general fund	<u>155</u>	<u>103</u>
<b>External restrictions – included in liabilities</b>	<b>4,111</b>	<b>3,618</b>

**External restrictions**

External restrictions included in cash, cash equivalents and investments above comprise:

Developer contributions – general	524	466
Developer contributions – water fund	219	171
Developer contributions – sewer fund	92	78
Transport for NSW contributions	103	101
Specific purpose unexpended grants (recognised as revenue) – general fund	5,373	1,159
Water fund	5,121	5,113
Water supplies – carry over works	883	1,058
Water supplies – Retention	21	21
Sewer fund	388	268
Sewerage services – carry over works	732	529
Stormwater management	369	500
Crown lands	302	214
Domestic waste management	<u>1,604</u>	<u>1,430</u>
<b>External restrictions</b>	<b>15,731</b>	<b>11,108</b>
<b>Total external restrictions</b>	<b>19,842</b>	<b>14,726</b>

Cash, cash equivalents and investments subject to external restrictions are those which are only available for specific use by Council due to a restriction placed by legislation or third-party contractual agreement.

\$ '000	2023	2022
<b>(b) Internal allocations</b>		
<b>Cash, cash equivalents and investments not subject to external restrictions</b>	<b>16,437</b>	<b>14,516</b>
Less: Internal allocations restricted cash, cash equivalents and investments	<u>(16,092)</u>	<u>(14,372)</u>
<b>Unrestricted and unallocated cash, cash equivalents and investments</b>	<b>345</b>	<b>144</b>

**Internal allocations**

At 30 June, Council has internally allocated funds to the following:

Plant and vehicle replacement	1,892	1,468
Organisational service assets & projects	2,924	5,076
Employees leave entitlement	1,178	1,288

**C1-3 Restricted and allocated cash, cash equivalents and investments (continued)**

<b>\$ '000</b>	<b>2023</b>	<b>2022</b>
Carry over works revenue funded	1,198	901
Deposits, retentions and bonds	185	156
Financial assistance grant received in advance	6,119	4,124
Information technology renewal & replacement	670	590
Property development	762	244
Quarry rehabilitation	17	35
Cemetery perpetual maintenance	455	404
Council committees	60	57
Other	632	29
<b>Total internal allocations</b>	<b>16,092</b>	<b>14,372</b>

Cash, cash equivalents and investments not subject to external restrictions may be internally allocated by resolution or policy of the elected Council.

## C1-4 Receivables

\$ '000	2023		2022	
	Current	Non-current	Current	Non-current
Rates and annual charges	646	–	657	26
Interest and extra charges	89	–	66	–
User charges and fees	485	–	383	–
Accrued revenues				
– Interest on investments	310	–	84	–
– Other income accruals	126	–	256	–
– User charges and fees (Water consumption)	121	–	–	–
Deferred debtors	73	–	–	–
Government grants and subsidies	411	–	456	–
Net GST receivable	39	–	258	–
Transport for NSW receivables	95	–	74	–
Other debtors	–	–	2	–
<b>Total</b>	<b>2,395</b>	<b>–</b>	<b>2,236</b>	<b>26</b>
<b>Less: provision for impairment</b>				
Rates and annual charges	(26)	–	(26)	–
Interest and extra charges	(2)	–	(2)	–
User charges and fees	(7)	–	(7)	–
<b>Total provision for impairment – receivables</b>	<b>(35)</b>	<b>–</b>	<b>(35)</b>	<b>–</b>
<b>Total net receivables</b>	<b>2,360</b>	<b>–</b>	<b>2,201</b>	<b>26</b>

### Accounting policy

Receivables are recognised initially at fair value and subsequently measured at amortised cost using the effective interest method, less provision for impairment. Receivables are generally due for settlement within 30 days.

### Impairment

Impairment of financial assets measured at amortised cost is recognised on an expected credit loss (ECL) basis.

When estimating ECL, Council considers reasonable and supportable information that is relevant and available without undue cost or effort. This includes both quantitative and qualitative information and analysis based on Council's historical experience and informed credit assessment, and including forward-looking information.

Council uses the simplified approach for trade receivables where the expected lifetime credit losses are recognised on day 1.

When considering the ECL for rates and annual charges debtors, Council takes into account that unpaid rates represent a charge against the rateable property that will be recovered when the property is next sold.

Credit losses are measured at the present value of the difference between the cash flows due to the entity in accordance with the contract, and the cash flows expected to be received. This is applied using a probability weighted approach.

Council writes off a receivable when there is information indicating that the debtor is in severe financial difficulty and there is no realistic prospect of recovery, e.g. when the debtor has been placed under liquidation or has entered into bankruptcy proceedings, whichever occurs first.

None of the receivables that have been written off are subject to enforcement activity.

Where Council renegotiates the terms of receivables due from certain customers, the new expected cash flows are discounted at the original effective interest rate and any resulting difference to the carrying value is recognised in profit or loss.



## C1-5 Inventories

\$ '000	2023 Current	2023 Non-current	2022 Current	2022 Non-current
<b>(i) Inventories at cost</b>				
Real estate for resale	19	161	406	-
Stores and materials	412	-	364	-
Trading stock	16	-	21	-
<b>Total inventories at cost</b>	<b>447</b>	<b>161</b>	<b>791</b>	<b>-</b>
<b>Total inventories</b>	<b>447</b>	<b>161</b>	<b>791</b>	<b>-</b>

### (i) Other disclosures

\$ '000	2023 Current	2023 Non-current	2022 Current	2022 Non-current
<b>(a) Details for real estate development</b>				
Industrial/commercial	19	161	406	-
<b>Total real estate for resale</b>	<b>19</b>	<b>161</b>	<b>406</b>	<b>-</b>

### Accounting policy

#### Raw materials and stores, work in progress and finished goods

Raw materials and stores, work in progress and finished goods are stated at the lower of cost and net realisable value. Costs are assigned to individual items of inventory on the basis of weighted average costs. Costs of purchased inventory are determined after deducting rebates and discounts. Net realisable value is the estimated selling price in the ordinary course of business less the estimated costs of completion and the estimated costs necessary to make the sale.

#### Land held for resale

Land held for resale is stated at the lower of cost and net realisable value. Cost is assigned by specific identification and includes the cost of acquisition, and development and borrowing costs during development. When development is completed, borrowing costs and other holding charges are expensed as incurred.

Borrowing costs included in the cost of land held for resale are those costs that would have been avoided if the expenditure on the acquisition and development of the land had not been made. Borrowing costs incurred while active development is interrupted for extended periods are recognised as expenses.

**C1-6 Contract assets and Contract cost assets**

\$ '000	2023		2022	
	Current	Non-current	Current	Non-current
Contract assets	1,224	–	644	–
<b>Total contract assets and contract cost assets</b>	<b>1,224</b>	<b>–</b>	<b>644</b>	<b>–</b>

**Contract assets**

Construction of Transport assets	25	–	269	–
Construction of Sewer assets	323	–	130	–
Construction of Recreation assets	831	–	167	–
Construction of Water assets	24	–	–	–
Other	21	–	78	–
<b>Total contract assets</b>	<b>1,224</b>	<b>–</b>	<b>644</b>	<b>–</b>

**Significant changes in contract assets**

During 2022-2023 Council has undertaken many large grant programs including assets for recreation, airport, sewer and community activities.

**Accounting policy**

**Contract assets**

Contract assets represent Council's right to payment in exchange for goods or services the Council has transferred to a customer when that right is conditional on something other than the passage of time.

Contract assets arise when the amounts billed to customers are based on the achievement of various milestones established in the contract and therefore the amounts recognised as revenue in a given period do not necessarily coincide with the amounts billed to or certified by the customer. Once an invoice or payment claim is raised or the relevant milestone is reached, Council recognises a receivable.

Impairment of contract assets is assessed using the simplified expected credit loss model where lifetime credit losses are recognised on initial recognition.

**Contract cost asset – costs to fulfil a contract**

Where costs are incurred to fulfil a contract and these costs are outside the scope of another accounting standard, they are capitalised as contract cost assets if the following criteria are met:

- the costs relate directly to a contract
- the costs generate or enhance resources of Council that will be used to satisfy performance obligations in the future and
- the costs are expected to be recovered.

The capitalised costs are recognised in the Income statement on a systematic basis consistent with the timing of revenue recognition.

Refer to B3-4 for the accounting policy for impairment of contract cost assets.

### C1-7 Infrastructure, property, plant and equipment

By aggregated asset class	At 1 July 2022			Asset movements during the reporting period									At 30 June 2023		
	Gross carrying amount	Accumulated depreciation and impairment	Net carrying amount	Additions renewals <sup>(1)</sup>	Additions new assets	Reinstatement costs for impaired assets	Carrying value of disposals	Depreciation expense	Impairment loss / revaluation decrements (recognised in P/L)	WIP transfers	Re-measurement movements	Revaluation increments to equity (ARR)	Gross carrying amount	Accumulated depreciation and impairment	Net carrying amount
<b>\$ '000</b>															
Capital work in progress	9,705	-	9,705	1,567	4,503	-	(126)	-	-	(5,888)	-	-	9,761	-	9,761
Plant and equipment	8,883	(5,122)	3,761	-	487	-	(22)	(674)	-	-	-	-	9,221	(5,669)	3,552
Plant and equipment - specialised	4,703	(2,308)	2,395	-	47	-	-	(181)	-	-	-	-	4,825	(2,565)	2,260
Office equipment	1,856	(1,350)	506	-	66	-	(7)	(158)	-	24	-	-	1,932	(1,503)	429
Furniture and fittings	155	(143)	12	-	-	-	-	(5)	-	-	-	-	155	(148)	7
<b>Land:</b>															
-Operational land	2,396	-	2,396	-	318	-	(4)	-	-	22	-	888	3,622	-	3,622
-Community land	5,021	-	5,021	-	-	-	-	-	-	-	-	1,640	6,661	-	6,661
-Land under roads (post 30/6/08)	25	-	25	-	16	-	-	-	-	-	-	26	66	-	66
Land improvements - non-depreciable	251	-	251	-	-	-	-	-	-	-	-	37	288	-	288
Land improvements	223	(12)	211	-	-	-	-	(5)	-	-	-	30	256	(20)	236
<b>Infrastructure:</b>															
-Buildings - non-specialised <sup>(2)</sup>	29,856	(19,319)	10,537	-	78	-	(31)	(717)	-	351	-	595	31,054	(20,243)	10,811
-Buildings - specialised <sup>(2)</sup>	16,066	(6,339)	9,727	284	27	-	(5)	(488)	-	938	-	498	17,704	(8,703)	9,001
-Other structures <sup>(2)</sup>	20,234	(8,505)	11,729	55	81	-	(25)	(675)	(1)	667	-	659	22,094	(9,604)	12,490
-Roads	84,519	(31,429)	53,090	431	702	263	(11)	(1,900)	-	2,052	-	9,396	101,737	(37,714)	64,023
-Bridges	15,203	(6,013)	9,190	-	-	-	-	(145)	-	-	-	1,555	17,817	(7,216)	10,601
-Footpaths	1,464	(482)	982	-	71	-	-	(21)	-	82	-	214	1,927	(600)	1,327
-Bulk earthworks (non-depreciable)	58,836	-	58,836	-	-	-	-	-	-	-	-	10,114	68,950	-	68,950
-Stormwater drainage	11,152	(3,869)	7,283	-	16	-	-	(82)	-	69	-	424	11,891	(4,181)	7,710
-Water supply network	40,666	(20,431)	20,235	-	94	-	(212)	(633)	-	1,662	-	1,560	44,937	(22,231)	22,706
-Sewerage network	23,780	(8,215)	15,565	-	-	-	-	(348)	-	-	-	1,200	25,613	(9,197)	16,416
-Swimming pools <sup>(2)</sup>	4,217	(1,182)	3,035	-	-	-	-	(105)	-	-	-	163	4,452	(1,358)	3,094
-Other open space/recreational assets <sup>(2)</sup>	1,820	(758)	1,062	-	2	-	-	(116)	-	21	-	54	1,946	(922)	1,024
<b>Other assets:</b>															
-Library books	261	(77)	184	-	61	-	-	(26)	-	-	-	-	322	(103)	219
<b>Reinstatement, rehabilitation and restoration assets (refer Note C3-5):</b>															
-Tip assets	422	(15)	406	-	-	-	-	(14)	-	-	51	-	472	(30)	442
<b>Total infrastructure, property, plant and equipment</b>	<b>941,734</b>	<b>(117,570)</b>	<b>224,164</b>	<b>2,337</b>	<b>6,569</b>	<b>263</b>	<b>(443)</b>	<b>(6,293)</b>	<b>(1)</b>	<b>-</b>	<b>51</b>	<b>29,053</b>	<b>387,703</b>	<b>(132,007)</b>	<b>255,696</b>

(1) Renewals are defined as the replacement of existing assets (as opposed to the acquisition of new assets).

(2) Buildings, Other Structures, Swimming Pool and Open Space and Recreation assets opening 1/07/2022 has been adjusted \$1.632m between asset classes and the Gross carrying amount and Accumulated Depreciation while the Net carrying amount remained the same opening value

**C1-7 Infrastructure, property, plant and equipment (continued)**

By aggregated asset class	At 1 July 2021			Asset movements during the reporting period								At 30 June 2022		
	Gross carrying amount	Accumulated depreciation and impairment	Net carrying amount	Additions renewals <sup>(1)</sup>	Additions new assets	Carrying value of disposals	Depreciation expense	Impairment loss / revaluation decrements (recognised in P/L)	WIP transfers	Revaluation decrements to equity (ARR)	Revaluation increments to equity (ARR)	Gross carrying amount	Accumulated depreciation and impairment	Net carrying amount
<b>\$ '000</b>														
Capital work in progress	8,207	=	8,207	5,245	2,983	(354)	=	=	(6,976)	=	=	9,705	=	9,705
Plant and equipment	9,069	(5,062)	4,007	=	466	(127)	(684)	=	99	=	=	8,883	(5,122)	3,761
Office equipment	1,773	(1,184)	589	=	37	=	(162)	=	42	=	=	1,856	(1,350)	506
Furniture and fittings	155	(137)	18	=	=	=	(6)	=	=	=	=	155	(143)	12
Plant and equipment - specialised	4,024	(1,984)	2,040	=	527	(9)	(164)	=	=	=	=	4,703	(2,308)	2,395
<b>Land:</b>														
–Operational land	2,180	=	2,180	=	9	=	=	=	=	207	=	2,396	=	2,396
–Community land	5,612	=	5,612	=	=	=	=	=	=	(591)	=	5,021	=	5,021
–Land under roads (post 30/6/08)	=	=	=	=	25	=	=	=	=	=	=	25	=	25
Land improvements – non-depreciable	251	=	251	=	=	=	=	=	=	=	=	251	=	251
Land improvements – depreciable	224	(7)	217	=	=	=	(5)	=	=	=	=	223	(12)	211
<b>Infrastructure:</b>														
–Buildings – non-specialised	29,048	(18,723)	10,325	3	=	=	(717)	=	194	=	523	29,856	(19,319)	10,537
–Buildings – specialised	14,358	(7,878)	6,480	714	143	(1)	(431)	(43)	1,660	=	282	16,086	(8,339)	7,747
–Other structures	18,080	(8,785)	9,295	464	313	(7)	(642)	=	1,419	=	340	20,234	(8,505)	11,729
–Roads	81,922	(29,652)	52,270	903	587	=	(1,831)	=	2,010	(849)	=	84,519	(31,429)	53,090
–Bridges	15,203	(5,525)	9,678	=	=	=	(149)	=	=	(339)	=	15,203	(6,013)	9,190
–Footpaths	1,363	(492)	871	=	82	=	(19)	=	48	=	=	1,464	(482)	982
–Bulk earthworks (non-depreciable)	58,443	=	58,443	=	62	=	=	=	331	=	=	58,836	=	58,836
–Stormwater drainage	10,612	(3,790)	6,822	=	=	=	(79)	=	=	541	=	11,152	(3,869)	7,283
–Water supply network	31,742	(13,116)	18,626	=	=	(18)	(497)	=	107	=	2,017	40,666	(20,431)	20,235
–Sewerage network	26,032	(7,606)	18,426	280	14	=	(305)	=	466	(3,316)	=	23,780	(8,215)	15,565
–Swimming pools	4,143	(1,078)	3,065	=	=	=	(103)	=	=	=	75	4,217	(1,182)	3,035
–Other open space/recreational assets	1,494	(658)	836	=	80	=	(105)	=	=	=	28	1,820	(758)	1,062
<b>Other assets:</b>														
–Library books	225	(55)	170	=	36	=	(22)	=	=	=	=	261	(77)	184
<b>Reinstatement, rehabilitation and restoration assets (refer Note C3-5):</b>														
–Tip assets	=	=	=	=	422	=	(16)	=	=	=	=	422	(16)	406
<b>Total infrastructure, property, plant and equipment</b>	<b>324,080</b>	<b>(105,732)</b>	<b>218,348</b>	<b>7,609</b>	<b>5,786</b>	<b>(516)</b>	<b>(5,937)</b>	<b>(43)</b>	<b>=</b>	<b>(5,095)</b>	<b>4,013</b>	<b>341,734</b>	<b>(117,570)</b>	<b>224,164</b>

(1) Renewals are defined as the replacement of existing assets (as opposed to the acquisition of new assets).

continued on next page

Page 30 of 86

## C1-7 Infrastructure, property, plant and equipment (continued)

### Accounting policy

#### Initial recognition of infrastructure, property, plant and equipment (IPPE)

IPPE is measured initially at cost. Cost includes the fair value of the consideration given to acquire the asset (net of discounts and rebates) and any directly attributable cost of bringing the asset to working condition for its intended use (inclusive of import duties and taxes).

When infrastructure, property, plant and equipment is acquired by Council at significantly below fair value, the assets are initially recognised at their fair value at acquisition date.

Subsequent costs are included in the asset's carrying amount or recognised as a separate asset, as appropriate, only when it is probable that future economic benefits associated with the item will flow to Council and the cost of the item can be measured reliably. All other repairs and maintenance are charged to the Income Statement during the financial period in which they are incurred.

#### Useful lives of IPPE

Land is not depreciated. Depreciation on other assets is calculated using the straight-line method to allocate their cost, net of their residual values, over their estimated useful lives as follows:

Plant and equipment	Years	Other equipment	Years
Office equipment	5 to 10	Playground equipment	15 to 40
Office furniture	5 to 20	Benches, seats etc.	30
Computer equipment	4		
Vehicles	5 to 8	<b>Buildings</b>	
Heavy plant/road making equipment	5 to 15	Buildings: masonry	10 to 150
Other plant and equipment	5 to 15	Buildings: other	30 to 50
		<b>Stormwater assets</b>	
<b>Water and sewer assets</b>		Drains	135
Reservoirs	80 to 100	Culverts	135
Bores	20 to 80		
Reticulation pipes: PVC	80	<b>Other infrastructure assets</b>	
Reticulation pipes: other	25 to 75	Swimming pools	40
Pumps and telemetry	15 to 50	Other open space/recreational assets	10 to 50
		Other Structures	10 to 100
<b>Transportation assets</b>			
Sealed roads: surface	23		
Sealed roads: structure	40		
Sealed roads: pavements	100		
Bridge: concrete	100		
Bridge: other	50		
Unsealed road pavements	30 to 40		
Kerb, gutter and footpaths	75		

The assets' residual values and useful lives are reviewed, and adjusted if appropriate, at each reporting date.

#### Revaluation model

Infrastructure, property, plant and equipment are held at fair value. Comprehensive valuations are performed at least every 5 years, however the carrying amount of assets is assessed by Council at each reporting date to confirm that it is not materially different from current fair value.

Water and sewerage network assets are indexed at each reporting period in accordance with the Rates Reference Manual issued by Department of Planning and Environment – Water.

Increases in the carrying amounts arising on revaluation are credited to the IPPE revaluation reserve. To the extent that the increase reverses a decrease previously recognising profit or loss relating to that asset class, the increase is first recognised as profit or loss. Decreases that reverse previous increases of assets in the same class are first charged against IPPE revaluation reserve to the extent of the remaining reserve attributable to the class; all other decreases are charged to the Income Statement.

#### Land under roads

Land under roads is land under roadways and road reserves including land under footpaths, nature strips and median strips.

## C1-7 Infrastructure, property, plant and equipment (continued)

Council has elected not to recognise land under roads acquired before 1 July 2008. Land under roads acquired after 1 July 2008 is recognised in accordance with the IPPE accounting policy.

### Crown reserves

Crown reserves under Council's care and control are recognised as assets of the Council. While ownership of the reserves remains with the Crown, Council retains operational control of the reserves and is responsible for their maintenance and use in accordance with the specific purposes to which the reserves are dedicated.

Improvements on Crown reserves are also recorded as assets, while maintenance costs incurred by Council and revenues relating to the reserves are recognised within Council's Income Statement.

### Rural Fire Service assets

Under Section 119 of the Rural Fire Services Act 1997 (NSW), "all firefighting equipment purchased or constructed wholly or from money to the credit of the Fund is to be vested in the council of the area for or on behalf of which the firefighting equipment has been purchased or constructed".

These Rural Fire Service assets are recognised as assets of the Council in these financial statements.

## C1-8 Other

### Other assets

\$ '000	2023	2023	2022	2022
	Current	Non-current	Current	Non-current
Prepayments	26	-	-	-
<b>Total other assets</b>	<b>26</b>	<b>-</b>	<b>-</b>	<b>-</b>

## C2 Leasing activities

### C2-1 Council as a lessee

#### (i) Council as a lessee

Council has leases for office equipment and vehicles. Information relating to the leases in place and associated balances and transactions is provided below.

#### Terms and conditions of leases

##### Vehicles

Council leases vehicles with a lease terms varying of 3 years; the lease payments are fixed during the lease term and there is generally no renewal option.

##### Office and IT equipment

Leases for photocopiers are considered low value assets. The leases are for 5 years with no renewal option, the payments are fixed, however some of the leases include variable payments based on usage.

#### (a) Right of use assets

\$ '000	Vehicles	Total
<b>2023</b>		
Opening balance at 1 July	-	-
Additions to right-of-use assets	16	16
Depreciation charge	(4)	(4)
<b>Balance at 30 June</b>	<b>12</b>	<b>12</b>
<b>2022</b>		
Opening balance at 1 July	-	-
Depreciation charge	-	-
<b>Balance at 30 June</b>	<b>-</b>	<b>-</b>

#### (b) Lease liabilities

\$ '000	2023 Current	2023 Non-current	2022 Current	2022 Non-current
Lease liabilities	5	6	-	-
<b>Total lease liabilities</b>	<b>5</b>	<b>6</b>	<b>-</b>	<b>-</b>

#### (c) (i) The maturity analysis

The maturity analysis of lease liabilities based on contractual undiscounted cash flows is shown in the table below:

\$ '000	< 1 year	1 – 5 years	> 5 years	Total	Total per Statement of Financial Position
<b>2023</b>					
Cash flows	5	6	-	11	11
<b>2022</b>					
Cash flows	-	-	-	-	-

## C2-1 Council as a lessee (continued)

### (d) Income Statement

The amounts recognised in the Income Statement relating to leases where Council is a lessee are shown below:

\$ '000	2023	2022
Interest on lease liabilities	1	-
Variable lease payments based on usage not included in the measurement of lease liabilities	3	2
Depreciation of right of use assets	4	-
Expenses relating to low-value leases	9	11
	<b>17</b>	<b>13</b>

### (e) Statement of Cash Flows

Total cash outflow for leases	17	13
	<b>17</b>	<b>13</b>

### (f) Leases at significantly below market value – concessionary / peppercorn leases

Council has a number of leases at significantly below market for land and buildings which are used for:

- Council Works Depot
- Cemetery
- Lake Talbot Water Park
- Old Railway Station

The leases have varying terms and require payments of less than \$1,000 per year. The use of the right-to-use asset is restricted by the lessors to specified community services which Council must provide, these services are detailed in the leases.

Council does not believe that any of the leases in place are individually material from a statement of financial position or performance perspective.

#### Accounting policy

At inception of a contract, Council assesses whether a lease exists – i.e. does the contract convey the right to control the use of an identified asset for a period of time in exchange for consideration?

Council has elected not to separate non-lease components from lease components for any class of asset and has accounted for payments as a single component.

At the lease commencement, Council recognises a right-of-use asset and associated lease liability for the lease term. The lease term includes extension periods where Council believes it is reasonably certain that the option will be exercised.

The right-of-use asset is measured using the cost model where cost on initial recognition comprises: the lease liability, initial direct costs, prepaid lease payments, estimated cost of removal and restoration, less any lease incentives received. The right-of-use is depreciated over the lease term on a straight-line basis and assessed for impairment in accordance with the impairment of asset accounting policy.

The lease liability is initially recognised at the present value of the remaining lease payments at the commencement of the lease. The discount rate is the rate implicit in the lease, however where this cannot be readily determined then the Council's incremental borrowing rate for a similar term with similar security is used.

Subsequent to initial recognition, the lease liability is measured at amortised cost using the effective interest rate method. The lease liability is re-measured when there is a lease modification, or change in estimate of the lease term or index upon which the lease payments are based (e.g. CPI).

Where the lease liability is re-measured, the right-of-use asset is adjusted to reflect the re-measurement.

#### Exceptions to lease accounting



## C2-1 Council as a lessee (continued)

Council has applied the exceptions to lease accounting for both short-term leases (i.e. leases with a term of less than or equal to 12 months) and leases of low-value assets. Council recognises the payments associated with these leases as an expense on a straight-line basis over the lease term.

### **Leases at significantly below market value / concessionary leases**

Council has elected to measure the right of use asset arising from the concessionary leases at cost which is based on the associated lease liability at initial recognition.

## C2-2 Council as a lessor

### Operating leases

\$ '000	2023	2022
---------	------	------

#### **(i) Assets held as property, plant and equipment**

Council provides operating leases on Council properties for the purpose of staff housing, health services, training providers, emergency services, caravan park and community groups, the table below relates to operating leases on assets disclosed in C1-8.

Lease income (excluding variable lease payments not dependent on an index or rate)	217	209
<b>Total income relating to operating leases for Council assets</b>	<b>217</b>	<b>209</b>

#### **Amount of IPPE leased out by Council under operating leases**

Land	978	672
Buildings	3,519	2,880
Structures	5,155	5,214
Other recreation	81	13
Pools	2,930	3,064
<b>Total amount of IPPE leased out by Council under operating leases</b>	<b>12,663</b>	<b>11,843</b>

#### **(ii) Maturity analysis of contractual lease income**

Maturity analysis of future lease income receivable showing the undiscounted lease payments to be received after reporting date for operating leases:

< 1 year	236	236
1–2 years	239	241
2–3 years	243	229
3–4 years	249	250
4–5 years	238	242
> 5 years	243	230
<b>Total undiscounted lease payments to be received</b>	<b>1,448</b>	<b>1,428</b>

### Accounting policy

When Council is a lessor, the lease is classified as either an operating or finance lease at inception date, based on whether substantially all of the risks and rewards incidental to ownership of the asset have been transferred to the lessee. If the risks and rewards have been transferred then the lease is classified as a finance lease, otherwise it is an operating lease.

When Council has a sub-lease over an asset and is the intermediate lessor then the head lease and sub-lease are accounted for separately. The classification of the sub-lease is based on the right-of-use asset which arises from the head lease rather than the useful life of the underlying asset.

## C2-2 Council as a lessor (continued)

If the lease contains lease and non-lease components, the non-lease components are accounted for in accordance with AASB 15 *Revenue from Contracts with Customers*.

The lease income is recognised on a straight-line basis over the lease term for an operating lease and as finance income using amortised cost basis for finance leases.

## C3 Liabilities of Council

### C3-1 Payables

\$ '000	2023 Current	2023 Non-current	2022 Current	2022 Non-current
<b>Payables</b>				
Goods and services – operating expenditure	966	–	1,114	–
Accrued expenses:				
– Salaries and wages	323	–	366	–
Security bonds, deposits and retentions	206	–	176	–
Other	8	–	16	–
Prepaid rates	359	–	331	–
<b>Total payables</b>	<b>1,862</b>	<b>–</b>	<b>2,003</b>	<b>–</b>
<b>Total payables</b>	<b>1,862</b>	<b>–</b>	<b>2,003</b>	<b>–</b>

#### Accounting policy

Council measures all financial liabilities initially at fair value less transaction costs, subsequently financial liabilities are measured at amortised cost using the effective interest rate method.

#### Payables

Payables represent liabilities for goods and services provided to Council prior to the end of financial year that are unpaid. The amounts are unsecured and are usually paid within 30 days of recognition.

### C3-2 Contract Liabilities

\$ '000	Notes	2023 Current	2023 Non-current	2022 Current	2022 Non-current
<b>Grants and contributions received in advance:</b>					
Unexpended capital grants (to construct Council controlled assets)	(i)	2,506	-	1,948	-
Unexpended operating grants (received prior to performance obligation being satisfied)	(ii)	-	-	5	-
Unexpended capital contributions (to construct Council controlled assets)	(i)	155	-	104	-
<b>Total grants received in advance</b>		<b>2,661</b>	<b>-</b>	<b>2,057</b>	<b>-</b>
<b>Total contract liabilities</b>		<b>2,661</b>	<b>-</b>	<b>2,057</b>	<b>-</b>

**Notes**

(i) Council has received funding to construct assets including sporting facilities and other recreation infrastructure. The funds received are under an enforceable contract which require Council to construct an identified asset which will be under Council's control on completion. The revenue is recognised as Council constructs the asset and the contract liability reflects the funding received which cannot yet be recognised as revenue. The revenue is expected to be recognised in the next 12 months.

(ii) The contract liability relates to grants received prior to the revenue recognition criteria in AASB 15 being satisfied since the performance obligations are ongoing.

**Revenue recognised that was included in the contract liability balance at the beginning of the period**

\$ '000	2023	2022
<b>Grants and contributions received in advance:</b>		
Capital grants (to construct Council controlled assets)	902	1,477
Operating grants (received prior to performance obligation being satisfied)	5	11
<b>Total revenue recognised that was included in the contract liability balance at the beginning of the period</b>	<b>907</b>	<b>1,488</b>

**Significant changes in contract liabilities**

Council has reduced the amount of grant liabilities held at 30 June 2023.

**Accounting policy**

Contract liabilities are recorded when consideration is received from a customer / fund provider prior to Council transferring a good or service to the customer, Council presents the funds which exceed revenue recognised as a contract liability.

### C3-3 Borrowings

\$ '000	2023		2022	
	Current	Non-current	Current	Non-current
Loans – secured <sup>(i)</sup>	147	1,757	144	1,904
<b>Total borrowings</b>	<b>147</b>	<b>1,757</b>	<b>144</b>	<b>1,904</b>

(i) Loans are secured over the general rating income of Council.  
Disclosures on liability interest rate risk exposures, fair value disclosures and security can be found in Note E1-1.

#### (a) Changes in liabilities arising from financing activities

\$ '000	2022		Non-cash movements		2023
	Opening Balance	Cash flows	Acquisition		Closing balance
Loans – secured	2,048	(144)	–		1,904
Lease liability (Note C2-1b)	–	(5)	16		11
<b>Total liabilities from financing activities</b>	<b>2,048</b>	<b>(149)</b>	<b>16</b>		<b>1,915</b>

#### (b) Financing arrangements

\$ '000	2023	2022
<b>Total financing facilities available to Council at the reporting date are:</b>		
Bank overdraft facilities <sup>(i)</sup>	350	350
Credit cards/purchase cards	45	45
<b>Total financing arrangements</b>	<b>395</b>	<b>395</b>
<b>Financing facilities drawn down at the reporting date are:</b>		
– Credit cards/purchase cards	7	8
<b>Total drawn financing arrangements</b>	<b>7</b>	<b>8</b>
<b>Undrawn financing facilities available to the Council at the reporting date are:</b>		
– Bank overdraft facilities	350	350
– Credit cards/purchase cards	38	37
<b>Total undrawn financing arrangements</b>	<b>388</b>	<b>387</b>

(i) The bank overdraft facility may be drawn at any time and may be terminated by the bank without notice.

#### Accounting policy

Council measures all financial liabilities initially at fair value less transaction costs, subsequently financial liabilities are measured at amortised cost using the effective interest rate method.

Fees paid on the establishment of loan facilities are recognised as transaction costs of the loan to the extent that it is probable that some or all of the facility will be drawn down.

Borrowings are removed from the Statement of Financial Position when the obligation specified in the contract is discharged, cancelled or expired. The difference between the carrying amount of a financial liability that has been extinguished or transferred to another party and the consideration paid, including any non-cash assets transferred or liabilities assumed, is recognised in other income or borrowing costs.

### C3-4 Employee benefit provisions

\$ '000	2023		2022	
	Current	Non-current	Current	Non-current
Annual leave	715	–	752	–
Long service leave	1,679	88	1,712	90
Rostered days off	49	–	54	–
<b>Total employee benefit provisions</b>	<b>2,443</b>	<b>88</b>	<b>2,518</b>	<b>90</b>

#### Current employee benefit provisions not anticipated to be settled within the next twelve months

\$ '000	2023	2022
The following provisions, even though classified as current, are not expected to be settled in the next 12 months.		
Provisions – employees benefits	1,434	1,631
	<b>1,434</b>	<b>1,631</b>

#### Accounting policy

Employee benefit provisions are presented as current liabilities in the Statement of Financial Position if Council does not have an unconditional right to defer settlement for at least 12 months after the reporting date, regardless of when the actual settlement is expected to occur and therefore all annual leave and vested long service leave (or that which vests within 12 months) is presented as current.

#### Short-term obligations

Liabilities for wages and salaries (including non-monetary benefits, annual leave and accumulating sick leave expected to be wholly settled within 12 months after the end of the period in which the employees render the related service) are recognised in respect of employees' services up to the end of the reporting period and are measured at the amounts expected to be paid when the liabilities are settled. The liability for annual leave and accumulating sick leave is recognised in the provision for employee benefits. All other short-term employee benefit obligations are presented as payables.

#### Other long-term employee benefit obligations

The liability for long-service leave and annual leave that is not expected to be wholly settled within 12 months after the end of the period in which the employees render the related service is recognised in the provision for employee benefits and measured as the present value of expected future payments to be made in respect of services provided by employees up to the end of the reporting period using the projected unit credit method. Consideration is given to expected future wage and salary levels, experience of employee departures, and periods of service. Expected future payments are discounted using market yields at the end of the reporting period on national government bonds with terms to maturity and currency that match, as closely as possible, the estimated future cash outflows.

#### On-costs

The employee benefit provisions include the aggregate on-cost liabilities that will arise when payment of current employee benefits is made in future periods.

These amounts include superannuation, payroll tax and workers compensation expenses which will be payable upon the future payment of certain leave liabilities which employees are entitled to at the reporting period.

### C3-5 Provisions

\$ '000	2023		2022	
	Current	Non-Current	Current	Non-Current
<b>Asset remediation/restoration:</b>				
Asset remediation/restoration (future works)	–	500	–	432
<b>Sub-total – asset remediation/restoration</b>	<b>–</b>	<b>500</b>	<b>–</b>	<b>432</b>
<b>Total provisions</b>	<b>–</b>	<b>500</b>	<b>–</b>	<b>432</b>

#### Movements in provisions

continued on next page

Page 48 of 85

### C3-5 Provisions (continued)

\$ '000	Asset remediation	Net carrying amount
<b>as at 30/06/23</b>		
At beginning of year	432	432
Unwinding of discount	17	17
Remeasurement effects	51	51
<b>Total other provisions at end of year</b>	<b>500</b>	<b>500</b>
<b>as at 30/06/22</b>		
At beginning of year	467	467
Unwinding of discount	11	11
Remeasurement effects	(46)	(46)
<b>Total other provisions at end of year</b>	<b>432</b>	<b>432</b>

#### Nature and purpose of provisions

##### Asset remediation

The asset remediation provision represents the present value estimate of future costs Council will incur to restore, rehabilitate and reinstate the tip as a result of past operations.

##### Accounting policy

Provisions are recognised when Council has a present legal or constructive obligation as a result of past events, it is probable that an outflow of resources will be required to settle the obligation, and the amount has been reliably estimated.

Where there are a number of similar obligations, the likelihood that an outflow will be required in settlement is determined by considering the class of obligations as a whole. A provision is recognised even if the likelihood of an outflow with respect to any one item included in the same class of obligations may be small.

Provisions are measured at the present value of management's best estimate of the expenditure required to settle the present obligation at the reporting date. The discount rate used to determine the present value reflects current market assessments of the time value of money and the risks specific to the liability. The increase in the provision due to the passage of time is recognised as a borrowing cost.

##### Asset remediation – tips

Close-down and restoration costs include the dismantling and demolition of infrastructure, and the removal of residual materials and remediation of disturbed areas. Estimated close-down and restoration costs are provided for in the accounting period when the obligation arising from the related disturbance occurs, whether this occurs during the development or during the operation phase, based on the net present value of estimated future costs. Provisions for close-down and restoration costs do not include any additional obligations which are expected to arise from future disturbance. The cost estimates are calculated annually during the life of the operation to reflect known developments, e.g. updated cost estimates and revisions to the estimated lives of operations, and are subject to formal review at regular intervals.

The ultimate cost of environmental remediation is uncertain and cost estimates can vary in response to many factors, including changes to the relevant legal requirements, the emergence of new restoration techniques, or experience at other locations. The expected timing of expenditure can also change, for example in response to changes in quarry reserves or production rates. As a result, there could be significant adjustments to the provision for close down and restoration and environmental clean-up, which would affect future financial results.

Other movements in the provisions for close-down and restoration costs, including those resulting from new disturbance, updated cost estimates, changes to the estimated lives of operations, and revisions to discount rates, are capitalised within infrastructure, property, plant and equipment. These costs are then depreciated over the lives of the assets to which they relate.

## C4 Reserves

### C4-1 Nature and purpose of reserves

#### IPPE Revaluation reserve

The infrastructure, property, plant and equipment (IPPE) revaluation reserve is used to record increments and decrements in the revaluation of infrastructure, property, plant and equipment.

## D Council structure

### D1 Results by fund

General fund refers to all Council activities other than water and sewer. All amounts disclosed in this note are gross i.e. inclusive of internal charges and recoveries made between the funds. Assets and liabilities shown in the water and sewer columns are restricted for use for these activities.

#### D1-1 Income Statement by fund

\$ '000	General 2023	Water 2023	Sewer 2023
<b>Income from continuing operations</b>			
Rates and annual charges	6,237	848	1,501
User charges and fees	2,320	1,361	173
Interest and investment income	441	153	69
Other revenues	1,508	-	-
Grants and contributions provided for operating purposes	14,187	-	-
Grants and contributions provided for capital purposes	4,806	67	344
Net gains from disposal of assets	249	-	-
Other income	217	-	-
<b>Total income from continuing operations</b>	<b>29,965</b>	<b>2,429</b>	<b>2,087</b>
<b>Expenses from continuing operations</b>			
Employee benefits and on-costs	7,692	528	339
Materials and services	6,768	1,479	760
Borrowing costs	30	-	39
Depreciation, amortisation and impairment of non-financial assets	5,292	651	355
Other expenses	514	-	-
Net losses from the disposal of assets	-	271	-
<b>Total expenses from continuing operations</b>	<b>20,296</b>	<b>2,929</b>	<b>1,493</b>
<b>Operating result from continuing operations</b>	<b>9,669</b>	<b>(500)</b>	<b>594</b>
<b>Net operating result for the year</b>	<b>9,669</b>	<b>(500)</b>	<b>594</b>
<b>Net operating result attributable to each council fund</b>	<b>9,669</b>	<b>(500)</b>	<b>594</b>
<b>Net operating result for the year before grants and contributions provided for capital purposes</b>	<b>4,863</b>	<b>(567)</b>	<b>250</b>

**D1-2 Statement of Financial Position by fund**

\$ '000	General 2023	Water 2023	Sewer 2023
<b>ASSETS</b>			
<b>Current assets</b>			
Cash and cash equivalents	3,585	89	42
Investments	23,787	6,155	2,621
Receivables	1,701	519	176
Inventories	447	-	-
Contract assets and contract cost assets	877	24	323
Other	26	-	-
<b>Total current assets</b>	<b>30,423</b>	<b>6,787</b>	<b>3,162</b>
<b>Non-current assets</b>			
Receivables	-	127	-
Inventories	161	-	-
Infrastructure, property, plant and equipment	214,059	23,951	17,686
Right of use assets	12	-	-
<b>Total non-current assets</b>	<b>214,232</b>	<b>24,078</b>	<b>17,686</b>
<b>Total assets</b>	<b>244,655</b>	<b>30,865</b>	<b>20,848</b>
<b>LIABILITIES</b>			
<b>Current liabilities</b>			
Payables	1,738	124	-
Contract liabilities	2,661	-	-
Lease liabilities	5	-	-
Borrowings	90	-	93
Employee benefit provision	2,443	-	-
<b>Total current liabilities</b>	<b>6,937</b>	<b>124</b>	<b>93</b>
<b>Non-current liabilities</b>			
Lease liabilities	6	-	-
Borrowings	493	-	1,391
Employee benefit provision	88	-	-
Provisions	500	-	-
<b>Total non-current liabilities</b>	<b>1,087</b>	<b>-</b>	<b>1,391</b>
<b>Total liabilities</b>	<b>8,024</b>	<b>124</b>	<b>1,484</b>
<b>Net assets</b>	<b>236,631</b>	<b>30,741</b>	<b>19,364</b>
<b>EQUITY</b>			
Accumulated surplus	144,851	17,733	13,054
Revaluation reserves	91,780	13,008	6,310
<b>Council equity interest</b>	<b>236,631</b>	<b>30,741</b>	<b>19,364</b>
<b>Total equity</b>	<b>236,631</b>	<b>30,741</b>	<b>19,364</b>



### D1-3 Details of internal loans

(in accordance with s410(3) of the *Local Government Act 1993*)

<b>Details of individual internal loans</b>	<b>Council ID / Ref 278</b>	<b>Council ID / Ref 280</b>	<b>Council ID / Ref 285</b>
Borrower (by purpose)	Coaches Box	Aerodrome Lighting	Festoon Lighting
Lender (by purpose)	Water Fund	Water Fund	Water Fund
Date of Minister's approval	28/06/2017	28/06/2017	26/10/2017
Date raised	30/06/2017	30/06/2017	30/06/2018
Term years	10	10	10
Dates of maturity	30/06/2027	30/06/2027	30/06/2028
Rate of interest (%)	2.87%	2.87%	2.87%
Amount originally raised (\$'000)	150	100	60

<b>Details of individual internal loans</b>	<b>Council ID / Ref 284</b>	<b>Council ID / Ref 287</b>
Borrower (by purpose)	Barellan Change Room	Lake Talbot Water Park
Lender (by purpose)	Water Fund	Waste Fund
Date of Minister's approval	26/10/2017	
Date raised	30/06/2018	31/12/2020
Term years	10	15
Dates of maturity	30/06/2028	31/12/2035
Rate of interest (%)	2.87%	2.87%
Amount originally raised (\$'000)	50	1,450

## D2 Interests in other entities

### D2-1 Subsidiaries, joint arrangements and associates not recognised

The following subsidiaries, joint arrangements and associates have not been recognised in this financial report.

Name of entity/operation	Principal activity/type of entity	2023 <sup>1</sup>	2023 <sup>1</sup>
		Net profit	Net assets
Western Riverina Library Services	Provision of library services to member local government areas	48	670

#### Reasons for non-recognition

Council holds 7.23% equity share in Western Riverina Library Service, and has assessed this as not material, hence not recognised. The information provided above is for 2022 as this is the latest information available at the time of Council preparing the Financial Statements.

<sup>(1)</sup> The data represents the 2022 financial year for the Western Riverina Library Services

## E Risks and accounting uncertainties

### E1-1 Risks relating to financial instruments held

Council's overall risk management program focuses on the unpredictability of financial markets and seeks to minimise potential adverse effects on the financial performance of the Council.

Council's objective is to maximise its return on cash and investments whilst maintaining an adequate level of liquidity and preserving capital. The finance team manages the cash and investments portfolio with the assistance of independent advisors. Council has an investment policy which complies with the s 625 of the Act and the Ministerial Investment Order. The policy is regularly reviewed by Council and a monthly investment report is provided to Council setting out the make-up performance of the portfolio as required by local government regulations.

Council does not engage in transactions expressed in foreign currencies and is therefore not subject to foreign currency risk.

Financial risk management is carried out by the finance team under policies approved by the Councillors.

The fair value of Council's financial assets and financial liabilities approximates their carrying amount.

The risks associated with the financial instruments held are:

- interest rate risk – the risk that movements in interest rates could affect returns
- liquidity risk – the risk that Council will not be able to pay its debts as and when they fall due.
- credit risk – the risk that a contracting entity will not complete its obligations under a financial instrument, resulting in a financial loss to the Council.

Council manages these risks by diversifying its portfolio and only purchasing investments with high credit ratings or capital guarantees.

#### (a) Market risk – interest rate risk

\$ '000	2023	2022
The impact on result for the year and equity of a reasonably possible movement in the price of investments held and interest rates is shown below. The reasonably possible movements were determined based on historical movements and economic conditions in place at the reporting date.		
Impact of a 1% movement in interest rates		
– Equity / Income Statement	357	292

#### (b) Credit risk

Council's major receivables comprise rates, annual charges, user charges and fees.

Council manages the credit risk associated with these receivables by monitoring outstanding debt and employing stringent debt recovery procedures.

The credit risk for liquid funds and other short-term financial assets is considered negligible, since the counterparties are reputable banks with high quality external credit ratings.

There are no significant concentrations of credit risk other than Council has significant credit risk exposures in its local area given the nature of Council activities.

The level of outstanding receivables is reported to Council monthly. The balances of receivables that remain within initial trade terms (as detailed in the table) are considered to be of high credit quality.

The maximum exposure to credit risk at the reporting date is the carrying amount of each class of receivable in the financial statements.

There are no material receivables that have been subjected to a re-negotiation of repayment terms.

## E1-1 Risks relating to financial instruments held (continued)

### Credit risk profile

#### Receivables – rates and annual charges

Credit risk on rates and annual charges is minimised by the ability of Council to secure a charge over the land relating to the debts – that is, the land can be sold to recover the debt. Council is also able to charge interest on overdue rates and annual charges at higher than market rates which further encourages the payment of debt.

\$ '000	Not yet overdue rates and annual charges			Total
	overdue	< 5 years	≥ 5 years	
<b>2023</b>				
Gross carrying amount	–	625	21	646
<b>2022</b>				
Gross carrying amount	–	642	41	683

#### Receivables - non-rates and annual charges and contract assets

Council applies the simplified approach for non-rates and annual charges debtors and contract assets to provide for expected credit losses, which permits the use of the lifetime expected loss provision at inception. To measure the expected credit losses, non-rates and annual charges debtors and contract assets have been grouped based on shared credit risk characteristics and the days past due.

The loss allowance provision is determined as follows. The expected credit losses incorporate forward-looking information.

\$ '000	Not yet overdue	Overdue debts				Total
		0 - 30 days	31 - 60 days	61 - 90 days	> 91 days	
<b>2023</b>						
Gross carrying amount	2,886	–	36	51	–	2,973
Expected loss rate (%)	0.00%	0.00%	0.00%	23.68%	0.00%	0.41%
<b>ECL provision</b>	<b>–</b>	<b>–</b>	<b>–</b>	<b>12</b>	<b>–</b>	<b>12</b>
<b>2022</b>						
Gross carrying amount	2,130	60	10	23	–	2,223
Expected loss rate (%)	0.00%	0.00%	0.00%	23.68%	0.00%	0.25%
<b>ECL provision</b>	<b>–</b>	<b>–</b>	<b>–</b>	<b>5</b>	<b>–</b>	<b>5</b>

**E1-1 Risks relating to financial instruments held (continued)**

**(c) Liquidity risk**

Payables, lease liabilities and borrowings are both subject to liquidity risk; that is, the risk that insufficient funds may be on hand to meet payment obligations as and when they fall due.

Council manages this risk by monitoring its cash flow requirements and liquidity levels, and by maintaining an adequate cash buffer. Payment terms can be extended, and overdraft facilities drawn upon in extenuating circumstances.

Borrowings are also subject to interest rate risk: the risk that movements in interest rates could adversely affect funding costs.

The timing of cash flows presented in the table below to settle financial liabilities reflects the earliest contractual settlement dates. The timing of expected outflows is not expected to be materially different from contracted cashflows.

The amounts disclosed in the table are the undiscounted contracted cash flows for non-lease liabilities (refer to Note C2-1(b) for lease liabilities) and therefore the balances in the table may not equal the balances in the Statement of Financial Position due to the effect of discounting.

\$ '000	Weighted average interest rate	Subject to no maturity	≤ 1 Year	payable in:		Total cash outflows	Actual carrying values
				1 - 5 Years	> 5 Years		
<b>2023</b>							
Payables	0.00%	206	1,589	-	-	1,795	1,862
Borrowings	2.01%	-	147	783	974	1,904	1,904
<b>Total financial liabilities</b>		<b>206</b>	<b>1,736</b>	<b>783</b>	<b>974</b>	<b>3,699</b>	<b>3,766</b>
<b>2022</b>							
Payables	0.00%	176	1,496	-	-	1,672	2,003
Borrowings	2.01%	-	144	606	1,298	2,048	2,048
<b>Total financial liabilities</b>		<b>176</b>	<b>1,640</b>	<b>606</b>	<b>1,298</b>	<b>3,720</b>	<b>4,051</b>

## E2-1 Fair value measurement

The Council measures the following asset and liability classes at fair value on a recurring basis:

- Infrastructure, property, plant and equipment
- Financial assets and liabilities

### Fair value hierarchy

All assets measured at fair value are assigned to a level in the fair value hierarchy as follows:

**Level 1:** Unadjusted quoted prices in active markets for identical assets or liabilities that the entity can access at the measurement date

**Level 2:** Inputs other than quoted prices included within level 1 that are observable for the asset or liability, either directly or indirectly

**Level 3:** Unobservable inputs for the asset or liability

The table below shows the assigned level for each asset and liability held at fair value by Council:

\$ '000	Notes	Fair value measurement hierarchy					
		Level 2 Significant observable inputs		Level 3 Significant unobservable inputs		Total	
		2023	2022	2023	2022	2023	2022
<b>Recurring fair value measurements</b>							
<b>Financial assets</b>							
Financial investments	G1-2						
At fair value through profit or loss – designated at fair value on initial recognition		-	-	10	10	10	10
<b>Total financial assets</b>		<b>-</b>	<b>-</b>	<b>10</b>	<b>10</b>	<b>10</b>	<b>10</b>
<b>Infrastructure, property, plant and equipment</b>							
	G1-7						
Plant and equipment		-	-	3,552	3,761	3,552	3,761
Plant and equipment - specialised		-	-	2,260	2,395	2,260	2,395
Office equipment		-	-	428	506	428	506
Furniture and fittings		-	-	7	12	7	12
Operational land		3,622	2,396	-	-	3,622	2,396
Community land		-	-	6,661	5,021	6,661	5,021
Land under roads (post 30/06/08)		-	-	66	25	66	25
Land improvements – non-depreciable		-	-	288	251	288	251
Land improvements – depreciable		-	-	236	211	236	211
Buildings – non-specialised		-	-	10,811	10,328	10,811	10,328
Buildings – specialised		-	-	9,044	8,805	9,044	8,805
Other structures		-	-	12,490	11,102	12,490	11,102
Roads, bridges, footpaths, bulk earthworks		-	-	144,901	122,098	144,901	122,098
Stormwater drainage		-	-	7,710	7,283	7,710	7,283
Sewerage network		-	-	16,416	15,565	16,416	15,565
Water supply network		-	-	22,706	20,235	22,706	20,235
Library books		-	-	219	184	219	184
Swimming pools		-	-	3,094	3,036	3,094	3,036
Other open space/recreational assets		-	-	1,024	839	1,024	839
Tip assets		-	-	442	406	442	406
<b>Total infrastructure, property, plant and equipment</b>		<b>3,622</b>	<b>2,396</b>	<b>242,355</b>	<b>212,063</b>	<b>245,977</b>	<b>214,459</b>

continued on next page

Page 57 of 85

## E2-1 Fair value measurement (continued)

### Valuation techniques

Where Council is unable to derive fair valuations using quoted market prices of identical assets (ie. level 1 inputs) Council instead utilises a spread of both observable inputs (level 2 inputs) and unobservable inputs (level 3 inputs).

The fair valuation techniques Council has employed while utilising level 2 and level 3 inputs are as follows:

#### Infrastructure, property, plant and equipment (IPPE)

##### Plant & Equipment, Office Equipment, Furniture & Fittings, Land Improvements and Library Books

Plant & Equipment, Office Equipment, Furniture & Fittings, Land Improvements and Library Books are valued at cost but are disclosed at fair value in the notes. The carrying amount of these assets is assumed to approximate fair value due to the nature of the items. Examples of assets within these classes are as follows:

- Plant & Equipment - Graders, trucks, rollers, tractors and motor vehicles.
- Office Equipment - Computer, photocopiers, tablets etc.
- Furniture & Fittings - Chairs, desks, cupboards etc.
- Land Improvements - Formation of land.
- Library Books - Books and audio visual.

Land improvement assets have been revalued internally as at 30 June 2021. An assessment has been undertaken on this asset class resulting in an indexation being applied for 30 June 2023.

There has been no change to the valuation process during the reporting period.

##### Operational & Community Land

Community land was revalued as at 30 June 2022 inhouse using the Land Value provided by the Valuer-General where available. Community land has been valued using level 3 valuation inputs.

Operational land was revalued as at 30 June 2023 by an external valuer, Australis Asset Advisory Group. Community land has been valued using level 2 valuation inputs.

The valuation is the valuer's opinion of the Market Value of the property as at the date of inspection having regard to the supply and demand conditions for this category of property.

Market value is defined as the estimated amount for which a property should exchange on the date of valuation between a willing buyer and a willing seller in an arm's length transaction after proper marketing wherein the parties had each acted knowledgeably, prudently and without compulsion.

An assessment has been undertaken on community land assets resulting in an indexation applied for 30 June 2023.

##### Buildings – Non-Specialised & Specialised

Non-Specialised & Specialised Buildings are valued by an external valuer, AssetVal Pty Ltd and have been revalued as at 30 June 2021. The cost approach has been used whereby replacement cost was estimated for each asset. No Market based evidence (Level 2) could be supported as such these assets were all classified as having been valued using level 3 valuation inputs.

There has been no change to the valuation process during the reporting period.

An assessment has been undertaken resulting in an indexation applied to Buildings non-specialised and Buildings specialised for 30 June 2023.

##### Other Structures

Other Structures comprise of lighting, irrigation systems, fencing, shade structures etc.

The cost approach has been used whereby replacement cost was estimated for each asset. No Market based evidence (Level 2) could be supported as such these assets were all classified as having been valued using level 3 valuation inputs.

Other Structures have been revalued by an external valuer AssetVal Pty Ltd as at 30 June 2021 and there has been no change to the valuation process during the reporting period.

An assessment has been undertaken resulting in an indexation applied to Other Structures for 30 June 2023.

## E2-1 Fair value measurement (continued)

### Roads

Roads include bulk earthworks, carriageway, roadside shoulders & kerb & gutter. The cost approach using level 3 inputs was used to value this asset class. A revaluation was undertaken as at 30 June 2020 in-house based on actual costs and assumptions from Council's Technical Services Department. No market based evidence (level 2) inputs are available therefore Level 3 valuation inputs were used for this asset class.

A revaluation increment was recorded for 2023 relating to the reinstatement of impaired road assets from the 21/22 storm and flood events.

There has been no change to the valuation process during the reporting period.

An assessment has been undertaken resulting in an indexation applied to Roads for 30 June 2023.

### Bridges

Bridges were valued under the cost approach using level 3 inputs. A revaluation was undertaken as at 30 June 2020 in-house based on actual costs and assumptions from Council's Technical Services Department. No market based evidence (level 2) inputs are available therefore Level 3 valuation inputs were used for this asset class.

There has been no change to the valuation process during the reporting period.

An assessment has been undertaken resulting in an indexation applied to Bridges for 30 June 2023.

### Footpaths

Footpaths were revalued in-house by Council's Technical Services Department as at 30 June 2020 and were based on actual cost per square meter of works carried out during the year.

There has been no change to the valuation process during the reporting period.

An assessment has been undertaken resulting in an indexation applied to Roads for 30 June 2023.

### Stormwater Drainage

Assets within this class comprise of pits and pipes.

The 'Cost Approach' estimated the replacement cost for each asset by componentising the assets into significant parts with different useful lives and taking into account a range of factors. While the unit rates based on linear meters of certain diameter pipes and prices per pit or similar could be supported from market evidence (Level 2) other inputs (such as residual value, asset condition and useful life) required extensive professional judgement and impacted significantly on the final determination of fair value.

A revaluation was undertaken as at 30 June 2020 in-house by council technical services staff and there has been no change to the valuation process during the reporting period.

An assessment has been undertaken resulting in an indexation applied to Stormwater drainage for 30 June 2023.

### Water Supply Network

Assets within this class comprise of bores, water treatment plant, reservoirs, pumping stations and water pipelines.

The 'Cost Approach' estimated the replacement cost for each asset by componentising the assets into significant parts with different useful lives and taking into account a range of factors. While the unit rates based on linear meters of certain diameter pipes and prices per pit or similar could be supported from market evidence (Level 2) other inputs (such as residual value, asset condition and useful life) required extensive professional judgement and impacted significantly on the final determination of fair value. These assets are indexed each year in line with the NSW Reference Rates Manual as published by the Office of Water.

The assets in this class of assets were revalued by an external valuer AssetVal Pty Ltd as at 30 June 2022 and there has been no change to the valuation process during the reporting period.

### Sewerage Network

Assets within this class comprise of treatment works, pumping stations and sewerage mains.

The 'Cost Approach' estimated the replacement cost for each asset by componentising the assets into significant parts with different useful lives and taking into account a range of factors. While the unit rates based on linear meters of certain diameter



## E2-1 Fair value measurement (continued)

---

pipes and prices per pit or similar could be supported from market evidence (Level 2) other inputs (such as residual value, asset condition and useful life) required extensive professional judgement and impacted significantly on the final determination of fair value. These assets are indexed each year in line with the NSW Reference Rates Manual as published by the Office of Water.

The assets in this class of assets were revalued by an external valuer AssetVal Pty Ltd as at 30 June 2022 and there has been no change to the valuation process during the reporting period.

### Swimming Pools

Swimming pools were valued using the cost approach. No Market based evidence (Level 2) could be supported as such these assets were all classified as having been valued using level 3 valuation inputs.

Swimming Pools have been revalued by an external valuer, AssetVal Pty Ltd as at 30 June 2021 and there has been no change to the valuation process during the reporting period.

An assessment has been undertaken resulting in an indexation applied to Swimming pool assets for 30 June 2023.

### Other Open Space/Recreational Assets

Assets within this class comprise of BBQ's and outdoor play equipment.

Other Open Space/Recreational Assets were valued using the cost approach. No Market based evidence (Level 2) could be supported as such these assets were all classified as having been valued using level 3 valuation inputs.

Open Space and Recreation Assets have been revalued by an external valuer, AssetVal Pty Ltd as at 30 June 2021 and there has been no change to the valuation process during the reporting period.

An assessment has been undertaken resulting in an indexation applied to Other open space/recreational assets for 30 June 2023.

## E2-1 Fair value measurement (continued)

### Fair value measurements using significant unobservable inputs (level 3)

Significant unobservable valuation inputs used (for level 3 asset classes) and their relationship to fair value.

The following table summarises the quantitative information relating to the significant unobservable inputs used in deriving the various level 3 asset class fair values.

\$ '000	Fair value (30/6/23) 2023	Valuation technique/s	Unobservable inputs
<b>Financial assets</b>			
Unlisted equity securities	10	Level 3 Valued at cost	
<b>Total financial assets</b>	<b>10</b>		
<b>Infrastructure, property, plant and equipment</b>			
Plant and Equipment	5,812	Level 3 Valued at cost	<ul style="list-style-type: none"> <li>• Gross replacement cost</li> <li>• Remaining useful life</li> <li>• Residual value</li> </ul>
Office Equipment	428	Level 3 Valued at cost	<ul style="list-style-type: none"> <li>• Gross replacement cost</li> <li>• Remaining useful life</li> <li>• Residual value</li> </ul>
Furniture and Fittings	7	Level 3 Valued at cost	<ul style="list-style-type: none"> <li>• Gross replacement cost</li> <li>• Remaining useful life</li> <li>• Residual value</li> </ul>
Operational Land	3,622	Level 2 Market approach	<ul style="list-style-type: none"> <li>• Land value (price per square metre)</li> </ul>
Community Land, Land under roads (post 30/06/08)	6,727	Level 3 Market approach	<ul style="list-style-type: none"> <li>• Land value (price per square metre)</li> </ul>
Land Improvements-Non-dep	288	Level 3 Valued at cost	<ul style="list-style-type: none"> <li>• Gross replacement cost</li> <li>• Remaining useful life</li> </ul>
Land Improvements - depreciable	236	Level 3 Valued at cost	<ul style="list-style-type: none"> <li>• Gross replacement cost</li> <li>• Remaining useful life</li> </ul>
Buildings & other Structures	32,302	Level 3 External valuation using cost approach	<ul style="list-style-type: none"> <li>• Gross replacement cost</li> <li>• Asset condition</li> <li>• Remaining useful life</li> <li>• Residual value</li> </ul>
Roads, bridges, footpaths, bulk earthworks	144,901	Level 3 Internal valuation using cost approach	<ul style="list-style-type: none"> <li>• Gross replacement cost</li> <li>• Asset condition</li> <li>• Remaining useful life</li> </ul>
Stormwater Drainage	7,710	Level 3 Internal valuation using cost approach	<ul style="list-style-type: none"> <li>• Gross replacement cost</li> <li>• Asset condition</li> <li>• Remaining useful life</li> </ul>
Water Supply Network	22,706	Level 3 External valuation using cost approach	<ul style="list-style-type: none"> <li>• Gross replacement cost</li> <li>• Asset condition</li> <li>• Remaining useful life</li> </ul>
Sewerage Network	16,416	Level 3 External valuation using cost approach	<ul style="list-style-type: none"> <li>• Gross replacement cost</li> <li>• Asset condition</li> <li>• Remaining useful life</li> </ul>
Swimming Pools	3,094	Level 3 External valuation using cost approach	<ul style="list-style-type: none"> <li>• Gross replacement cost</li> <li>• Asset condition</li> <li>• Remaining useful life</li> </ul>
Open Space and Recreational	1,024	Level 3 External valuation using cost approach	<ul style="list-style-type: none"> <li>• Gross replacement cost</li> <li>• Asset condition</li> <li>• Remaining useful life</li> </ul>
Library Books	219	Level 3 Valued at cost	<ul style="list-style-type: none"> <li>• Gross replacement cost</li> <li>• Asset condition</li> <li>• Remaining useful life</li> <li>• Residual value</li> </ul>

### Highest and best use

All of Council's non-financial assets are considered as being utilised for their highest and best use.

## E3-1 Contingencies

The following assets and liabilities do not qualify for recognition in the Statement of Financial Position, but their knowledge and disclosure is considered relevant to the users of Council's financial report.

### LIABILITIES NOT RECOGNISED

#### 1. Guarantees

##### (i) Defined benefit superannuation contribution plans

Council is party to an Industry Defined Benefit Plan under the Local Government Superannuation Scheme, named The Local Government Superannuation Scheme – Pool B (the Scheme) which is a defined benefit plan that has been deemed to be a 'multi-employer fund' for purposes of AASB119 Employee Benefits for the following reasons:

- Assets are not segregated within the sub-group according to the employees of each sponsoring employer.
- The contribution rates have been the same for all sponsoring employers. That is, contribution rates have not varied for each sponsoring employer according to the experience relating to the employees of that sponsoring employer.
- Benefits for employees of all sponsoring employers are determined according to the same formula and without regard to the sponsoring employer.
- The same actuarial assumptions are currently used in respect of the employees of each sponsoring employer.

Given the factors above, each sponsoring employer is exposed to the actuarial risks associated with current and former employees of other sponsoring employers, and hence shares in the associated gains and losses (to the extent that they are not borne by members).

##### *Description of the funding arrangements.*

Pooled Employers are required to pay future service employer contributions and past service employer contributions to the Fund.

The future service employer contributions were determined using the new entrant rate method under which a contribution rate sufficient to fund the total benefits over the working life-time of a typical new entrant is calculated. The current future service employer contribution rates are:

Division B	1.9 times member contributions for non-180 Point Members; Nil for 180 Point Members*
Division C	2.5% salaries
Division D	1.64 times member contributions

\* For 180 Point Members, Employers are required to contribute 8.0% of salaries for the year ending 30 June 2023 (increasing to 8.5% in line with the increase in the Superannuation Guarantee) to these members' accumulation accounts, which are paid in addition to members' defined benefits.

The past service contribution for each Pooled Employer is a share of the total past service contributions of \$20.0 million per annum for 1 January 2022 to 31 December 2024, apportioned according to each employer's share of the accrued liabilities as at 30 June 2022. These past service contributions are used to maintain the adequacy of the funding position for the accrued liabilities.

The adequacy of contributions is assessed at each triennial actuarial investigation and monitored annually between triennials.

##### *Description of the extent to which Council can be liable to the plan for other Council's obligations under the terms and conditions of the multi-employer plan*

As stated above, each sponsoring employer (Council) is exposed to the actuarial risks associated with current and former employees of other sponsoring employers and hence shares in the associated gains and losses.

However, there is no relief under the Fund's trust deed for employers to walk away from their defined benefit obligations. Under limited circumstances, an employer may withdraw from the plan when there are no active members, on full payment of outstanding additional contributions. There is no provision for allocation of any surplus which may be present at the date of withdrawal of the Council.

There are no specific provisions under the Fund's trust deed dealing with deficits or surplus on wind-up.

There is no provision for allocation of any surplus which may be present at the date of withdrawal of an employer.

### E3-1 Contingencies (continued)

The amount of Council employer contributions to the defined benefit section of the Local Government Superannuation Scheme and recognised as an expense for the year ending 30 June 2023 was \$ 78,673.37. The last valuation of the Scheme was performed by fund actuary, Richard Boyfield, FIAA as at 30 June 2022.

The amount of additional contributions included in the total employer contribution advised above is \$45,430. Council's expected contribution to the plan for the next annual reporting period is \$70,848.72.

The estimated employer reserves financial position for the Pooled Employers at 30 June 2023 is:

Employer reserves only *	\$millions	Asset Coverage
Assets	2,290.9	
Past Service Liabilities	2,236.1	102.4%
Vested Benefits	2,253.6	101.7%

\* excluding member accounts and reserves in both assets and liabilities.

The share of any funding surplus or deficit that can be attributed to Council is .17%

Council's share of that deficiency cannot be accurately calculated as the Scheme is a mutual arrangement where assets and liabilities are pooled together for all member councils. For this reason, no liability for the deficiency has been recognised in Council's accounts. Council has a possible obligation that may arise should the Scheme require immediate payment to correct the deficiency.

The key economic long term assumptions used to calculate the present value of accrued benefits are:

Investment return	6.0% per annum
Salary inflation *	3.5% per annum
Increase in CPI	6.0% for FY 22/23 and 2.5% per annum thereafter

\* Plus promotional increases

The contribution requirements may vary from the current rates if the overall sub-group experience is not in line with the actuarial assumptions in determining the funding program; however, any adjustment to the funding program would be the same for all sponsoring employers in the Pooled Employers group.

Please note that the estimated employer reserves financial position above is a preliminary calculation, and once all the relevant information has been received by the Funds Actuary, the final end of year review, which will be a triennial actuarial investigation will be completed by December 2023

#### (ii) Statewide Limited

Council is a member of Statewide Mutual, a mutual pool scheme providing liability insurance to local government.

Membership includes the potential to share in either the net assets or liabilities of the fund depending on its past performance. Council's share of the net assets or liabilities reflects Council's contributions to the pool and the result of insurance claims within each of the fund years.

The future realisation and finalisation of claims incurred but not reported to 30 June this year may result in future liabilities or benefits as a result of past events that Council will be required to fund or share in respectively.

#### (iii) StateCover Limited

Council is a member of StateCover Mutual Limited and holds a partly paid share in the entity.

StateCover is a company providing workers compensation insurance cover to the NSW local government industry and specifically Council.

Council has a contingent liability to contribute further equity in the event of the erosion of the company's capital base as a result of the company's past performance and/or claims experience or as a result of any increased prudential requirements from APRA.

These future equity contributions would be required to maintain the company's minimum level of net assets in accordance with its licence requirements.

## E3-1 Contingencies (continued)

---

### (iv) Other guarantees

Council has provided no other guarantees other than those listed above.

## 2. Other liabilities

### (i) Third party claims

The Council is involved from time to time in various claims incidental to the ordinary course of business including claims for damages relating to its services.

Council believes that it is appropriately covered for all claims through its insurance coverage and does not expect any material liabilities to eventuate.

### (ii) Quarries

Council operates a number gravel quarries and will have to rehabilitate the sites at some time in the future. As at 30 June 2023 Council is unable to reliably estimate the financial cost of such work.

## ASSETS NOT RECOGNISED

### (i) Land under roads

As permitted under AASB 1051, Council has elected not to bring to account land under roads that it owned or controlled up to and including 30/6/08.

### (ii) Infringement notices/fines

Fines and penalty income, the result of Council issuing infringement notices is followed up and collected by the Infringement Processing Bureau.

Council's revenue recognition policy for such income is to account for it as revenue on receipt.

Accordingly, at year end, there is a potential asset due to Council representing issued but unpaid infringement notices.

Due to the limited information available on the status, value and duration of outstanding notices, Council is unable to determine the value of outstanding income.

## F People and relationships

### F1 Related party disclosures

#### F1-1 Key management personnel (KMP)

Key management personnel (KMP) of the council are those persons having the authority and responsibility for planning, directing and controlling the activities of the council, directly or indirectly.

The aggregate amount of KMP compensation included in the Income Statement is:

\$ '000	2023	2022
<b>Compensation:</b>		
Short-term benefits	842	802
Post-employment benefits	67	55
Other long-term benefits	27	22
<b>Total</b>	<b>936</b>	<b>879</b>

#### Other transactions with KMP and their related parties

Nature of the transaction	Transactions during the year	Outstanding balances including commitments	Terms and conditions	Impairment provision on outstanding balances	Impairment expense
<b>2023</b>					
Employee expenses relating to close family members of KMP	367	-	Council staff award	-	-
Related Parties, which are Suppliers of Council, supplying goods and services, such as printing services.	38	-	Contracts, purchase orders or tenders	-	-
<b>2022</b>					
Employee expenses relating to close family members of KMP	266	-	Council staff award	-	-
Related Parties, which are Suppliers of Council, supplying goods and services, such as printing services.	74	-	Contracts, purchase orders or tenders	-	-

## F1-2 Councillor and Mayoral fees and associated expenses

\$ '000	2023	2022
The aggregate amount of Councillor and Mayoral fees and associated expenses included in materials and services expenses in the Income Statement are:		
Mayoral fee	28	25
Councillors' fees	103	93
Other Councillors' expenses (including Mayor)	50	27
<b>Total</b>	<b>181</b>	<b>145</b>

## F2 Other relationships

### F2-1 Audit fees

\$ '000	2023	2022
During the year, the following fees were incurred for services provided by the auditor of Council, related practices and non-related audit firms		
<b>Auditors of the Council - NSW Auditor-General:</b>		
<b>(i) Audit and other assurance services</b>		
Audit and review of financial statements	54	52
<b>Remuneration for audit and other assurance services</b>	<b>54</b>	<b>52</b>
<b>Total Auditor-General remuneration</b>	<b>54</b>	<b>52</b>
<b>Non NSW Auditor-General audit firms</b>		
<b>(i) Audit and other assurance services</b>		
Internal Audit	33	37
<b>Remuneration for audit and other assurance services</b>	<b>33</b>	<b>37</b>
<b>Total audit fees</b>	<b>87</b>	<b>89</b>

## G Other matters

### G1-1 Statement of Cash Flows information

#### Reconciliation of net operating result to cash provided from operating activities

\$ '000	2023	2022
<b>Net operating result from Income Statement</b>	<b>9,763</b>	<b>7,161</b>
<b>Add / (less) non-cash items:</b>		
Depreciation and amortisation	6,297	5,937
(Gain) / loss on disposal of assets	22	(363)
Non-cash capital grants and contributions	(46)	(527)
– Revaluation decrements / impairments of IPP&E direct to P&L	1	43
Unwinding of discount rates on reinstatement provisions	17	11
<b>Movements in operating assets and liabilities and other cash items:</b>		
(Increase) / decrease of receivables	(60)	439
(Increase) / decrease of inventories	(43)	77
(Increase) / decrease of other current assets	(26)	24
(Increase) / decrease of contract assets	(580)	(393)
Increase / (decrease) in payables	(148)	(311)
Increase / (decrease) in other accrued expenses payable	(43)	111
Increase / (decrease) in other liabilities	50	(34)
Increase / (decrease) in contract liabilities	604	460
Increase / (decrease) in employee benefit provisions	(77)	(61)
Increase / (decrease) in other provisions	51	421
<b>Net cash flows from operating activities</b>	<b>15,782</b>	<b>12,995</b>



## G2-1 Commitments

### Capital commitments (exclusive of GST)

\$ '000	2023	2022
Capital expenditure committed for at the reporting date but not recognised in the financial statements as liabilities:		
<b>Property, plant and equipment</b>		
Buildings	1,093	2,585
Recreation	302	172
Road infrastructure	-	125
<b>Total commitments</b>	<b>1,395</b>	<b>2,882</b>
<b>These expenditures are payable as follows:</b>		
Within the next year	1,395	2,882
<b>Total payable</b>	<b>1,395</b>	<b>2,882</b>
<b>Sources for funding of capital commitments:</b>		
Future grants and contributions	857	2,359
Unexpended grants	72	302
Unexpended Contributions	-	-
Externally restricted reserves	373	-
Internally restricted reserves	93	221
<b>Total sources of funding</b>	<b>1,395</b>	<b>2,882</b>

#### Details of capital commitments

- Lake Talbot Skywalk \$101,350
- Landervale Fire Station \$601,014
- Solar Panels \$466,050
- Lake Talbot Pedestrian Deck \$154,541
- Henry Mathieson Oval Off leash dog area \$46,350
- Barellan Sportsground Spectator Pavillion \$26,200

## G3-1 Events occurring after the reporting date

Council is unaware of any material or significant 'non-adjusting events' that should be disclosed.

## G4 Statement of developer contributions as at 30 June 2023

### G4-1 Summary of developer contributions

\$ '000	Opening balance at 1 July 2022	Contributions received during the year			Interest and investment income earned	Amounts expended	Internal borrowings	Held as restricted asset at 30 June 2023	Cumulative balance of internal borrowings (to)/from
		Cash	Non-cash Land	Non-cash Other					
Roads	55	-	-	-	2	-	-	57	-
<b>\$7.11 contributions – under a plan</b>	<b>55</b>	<b>-</b>	<b>-</b>	<b>-</b>	<b>2</b>	<b>-</b>	<b>-</b>	<b>57</b>	<b>-</b>
\$7.12 levies - under a plan	161	55	-	-	5	(10)	-	211	-
<b>Total \$7.11 and \$7.12 revenue under plans</b>	<b>216</b>	<b>55</b>	<b>-</b>	<b>-</b>	<b>7</b>	<b>(10)</b>	<b>-</b>	<b>268</b>	<b>-</b>
\$7.4 planning agreements	251	-	-	-	6	-	-	257	-
\$64 contributions	249	55	-	-	7	-	-	311	-
<b>Total contributions</b>	<b>716</b>	<b>110</b>	<b>-</b>	<b>-</b>	<b>20</b>	<b>(10)</b>	<b>-</b>	<b>836</b>	<b>-</b>

Under the *Environmental Planning and Assessment Act 1979*, Council has significant obligations to provide Section 7.11 (contributions towards provision or improvement of amenities or services) infrastructure in new release areas. It is possible that the funds contributed may be less than the cost of this infrastructure, requiring Council to borrow or use general revenue to fund the difference.

### G4-2 Developer contributions by plan

\$ '000	Opening balance at 1 July 2022	Contributions received during the year			Interest and investment income earned	Amounts expended	Internal borrowings	Held as restricted asset at 30 June 2023	Cumulative balance of internal borrowings (to)/from
		Cash	Non-cash Land	Non-cash Other					
<b>CONTRIBUTION PLAN - Pine Hill</b>									
Roads	55	-	-	-	2	-	-	57	-
<b>Total</b>	<b>55</b>	<b>-</b>	<b>-</b>	<b>-</b>	<b>2</b>	<b>-</b>	<b>-</b>	<b>57</b>	<b>-</b>

## G5 Statement of performance measures

### G5-1 Statement of performance measures – consolidated results

\$ '000	Amounts 2023	Indicator 2023	2022	Indicators 2021	2020	Benchmark
<b>1. Operating performance ratio</b>						
Total continuing operating revenue excluding capital grants and contributions less operating expenses <sup>1,2</sup>	4,576	15.77%	0.28%	5.42%	8.65%	> 0.00%
Total continuing operating revenue excluding capital grants and contributions <sup>1</sup>	29,010					
<b>2. Own source operating revenue ratio</b>						
Total continuing operating revenue excluding all grants and contributions <sup>1</sup>	14,823	43.31%	46.51%	44.46%	56.70%	> 60.00%
Total continuing operating revenue	34,227					
<b>3. Unrestricted current ratio</b>						
Current assets less all external restrictions	19,452	6.57x	5.99x	5.03x	6.07x	> 1.50x
Current liabilities less specific purpose liabilities	2,962					
<b>4. Debt service cover ratio</b>						
Operating result before capital excluding interest and depreciation/impairment/amortisation <sup>1</sup>	10,937	51.35x	44.41x	215.52x	0.00x	> 2.00x
Principal repayments (Statement of Cash Flows) plus borrowing costs (Income Statement)	213					
<b>5. Rates and annual charges outstanding percentage</b>						
Rates and annual charges outstanding	707	7.52%	7.73%	9.25%	8.28%	< 10.00%
Rates and annual charges collectable	9,407					
<b>6. Cash expense cover ratio</b>						
Current year's cash and cash equivalents plus all term deposits	36,269	21.51 months	18.40 months	19.67 months	20.77 months	> 3.00 months
Monthly payments from cash flow of operating and financing activities	1,686					

(1) Excludes fair value increments on investment properties, reversal of revaluation decrements, reversal of impairment losses on receivables, net gain on sale of assets and net share of interests in joint ventures and associates using the equity method and includes pensioner rate subsidies

(2) Excludes impairment/revaluation decrements of IPPE, fair value decrements on investment properties, net loss on disposal of assets and net loss on share of interests in joint ventures and associates using the equity method

### G5-2 Statement of performance measures by fund

\$ '000	General Indicators <sup>(3)</sup>		Water Indicators		Sewer Indicators		Benchmark
	2023	2022	2023	2022	2023	2022	
<b>1. Operating performance ratio</b>							
Total continuing operating revenue excluding capital grants and contributions less operating expenses <sup>1,2</sup>	<b>18.93%</b>	1.50%	<b>(13.09)%</b>	(19.09)%	<b>13.75%</b>	8.70%	> 0.00%
Total continuing operating revenue excluding capital grants and contributions <sup>1</sup>							
<b>2. Own source operating revenue ratio</b>							
Total continuing operating revenue excluding capital grants and contributions <sup>1</sup>	<b>35.72%</b>	39.59%	<b>95.93%</b>	99.19%	<b>82.94%</b>	87.91%	> 60.00%
Total continuing operating revenue <sup>1</sup>							
<b>3. Unrestricted current ratio</b>							
Current assets less all external restrictions	<b>6.57x</b>	5.99x	<b>54.73x</b>	53.09x	<b>34.00x</b>	30.42x	> 1.50x
Current liabilities less specific purpose liabilities							
<b>4. Debt service cover ratio</b>							
Operating result before capital excluding interest and depreciation/impairment/amortisation <sup>1</sup>	<b>59.98x</b>	50.23x	∞	∞	<b>16.51x</b>	7.29x	> 2.00x
Principal repayments (Statement of Cash Flows) plus borrowing costs (Income Statement)							
<b>5. Rates and annual charges outstanding percentage</b>							
Rates and annual charges outstanding	<b>6.91%</b>	7.34%	<b>10.15%</b>	8.30%	<b>8.52%</b>	9.05%	< 10.00%
Rates and annual charges collectable							
<b>6. Cash expense cover ratio</b>							
Current year's cash and cash equivalents plus all term deposits	<b>19.07 months</b>	15.27 months	<b>41.63 months</b>	42.42 months	<b>26.32 months</b>	24.09 months	> 3.00 months
Monthly payments from cash flow of operating and financing activities							

(1) - (2) Refer to Notes at Note G4-1 above.

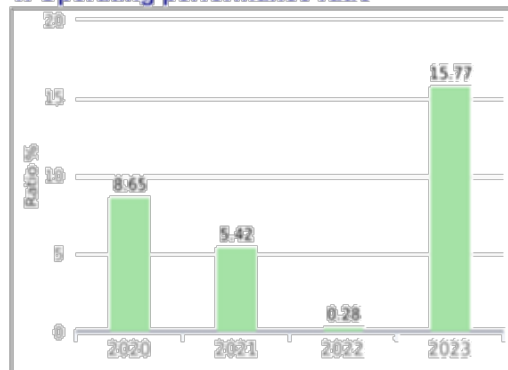
(3) General fund refers to all of Council's activities except for its water and sewer activities which are listed separately.

**End of the audited financial statements**

## H Additional Council disclosures (unaudited)

### H1-1 Statement of performance measures – consolidated results (graphs)

#### 1. Operating performance ratio



**Purpose of operating performance ratio**

This ratio measures Council's achievement of containing operating expenditure within operating revenue.

**Commentary on 2022/23 result**

2022/23 ratio 15.77%

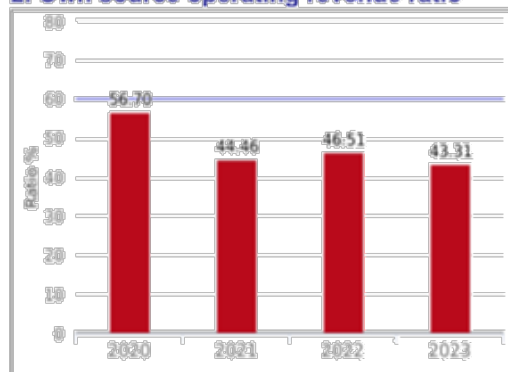
Council's operating performance has been impacted by the receipt of significant operating grants that remain unspent at 30 June 2023.

Benchmark: — > 0.00%

Source of benchmark: Code of Accounting Practice and Financial Reporting

Ratio achieves benchmark  
Ratio is outside benchmark

#### 2. Own source operating revenue ratio



**Purpose of own source operating revenue ratio**

This ratio measures fiscal flexibility. It is the degree of reliance on external funding sources such as operating grants and contributions.

**Commentary on 2022/23 result**

2022/23 ratio 43.31%

Own source revenue has again been impacted by additional grant funding for Local Roads and Community Infrastructure (Covid-19 economic stimulus), Fixing Country Bridges, Regional and Local Roads program, Pothole grant and the Financial Assistance Grant 100% prepaid.

Benchmark: — > 60.00%

Source of benchmark: Code of Accounting Practice and Financial Reporting

Ratio achieves benchmark  
Ratio is outside benchmark

#### 3. Unrestricted current ratio



**Purpose of unrestricted current ratio**

To assess the adequacy of working capital and its ability to satisfy obligations in the short term for the unrestricted activities of Council.

**Commentary on 2022/23 result**

2022/23 ratio 6.57x

Council's ratio remains well above the benchmark with more than adequate funds to satisfy its short term obligations.

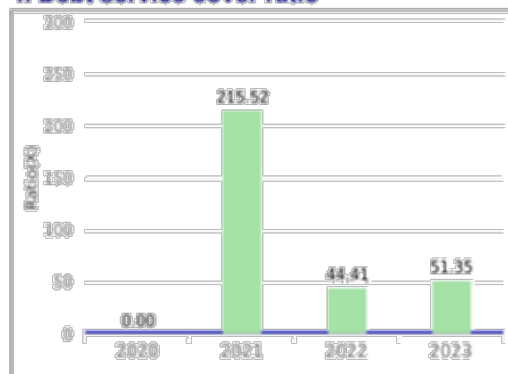
Benchmark: — > 1.50x

Source of benchmark: Code of Accounting Practice and Financial Reporting

Ratio achieves benchmark  
Ratio is outside benchmark

### H1-1 Statement of performance measures – consolidated results (graphs) (continued)

#### 4. Debt service cover ratio



##### Purpose of debt service cover ratio

This ratio measures the availability of operating cash to service debt including interest, principal and lease payments

##### Commentary on 2022/23 result

2022/23 ratio 51.35x

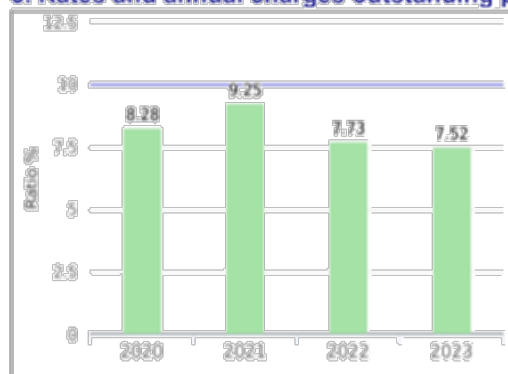
Council currently has two external loans with the uptake of the Barellan sewer loan in 2022 and Lake Talbot pool in 2021. Internal loans exist from the Water fund to the General fund \$164,000

Benchmark: — > 2.00x

Source of benchmark: Code of Accounting Practice and Financial Reporting

Ratio achieves benchmark  
Ratio is outside benchmark

#### 5. Rates and annual charges outstanding percentage



##### Purpose of rates and annual charges outstanding percentage

To assess the impact of uncollected rates and annual charges on Council's liquidity and the adequacy of recovery efforts.

##### Commentary on 2022/23 result

2022/23 ratio 7.52%

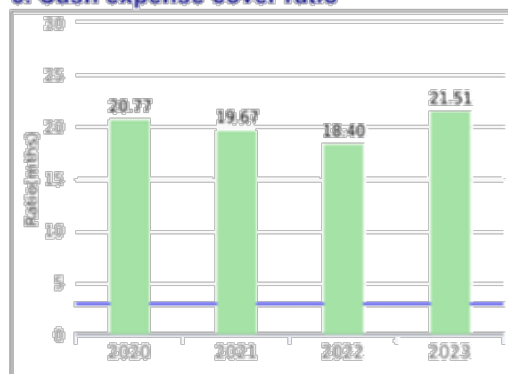
Council's outstanding rates have improved considerably and are at a satisfactory level having been achieved through a fair debt recovery program.

Benchmark: — < 10.00%

Source of benchmark: Code of Accounting Practice and Financial Reporting

Ratio achieves benchmark  
Ratio is outside benchmark

#### 6. Cash expense cover ratio



##### Purpose of cash expense cover ratio

This liquidity ratio indicates the number of months a Council can continue paying for its immediate expenses without additional cash inflow.

##### Commentary on 2022/23 result

2022/23 ratio 21.51 months

Council has more than adequate cash to meet ongoing expenses for over 21 months without requiring additional cash inflows.

Benchmark: — > 3.00months

Source of benchmark: Code of Accounting Practice and Financial Reporting

Ratio achieves benchmark  
Ratio is outside benchmark

## H1-2 Council information and contact details

---

**Principal place of business:**

141 East Street  
Narrandera NSW 2700

**Contact details****Mailing Address:**

141 East Street  
Narrandera NSW 2700

**Telephone:** 02 6959 5510**Opening hours:**

Office Hours  
Monday to Friday  
9.00am - 4:30pm

**Internet:** [www.narrandera.nsw.gov.au](http://www.narrandera.nsw.gov.au)**Email:** [council@narrandera.nsw.gov.au](mailto:council@narrandera.nsw.gov.au)**Officers****General Manager**

Mr George Cowan

**Responsible Accounting Officer**

Mr Martin Hiscox

**Public Officer**

Mr Martin Hiscox

**Auditors**

NSW Audit Office  
Level 19  
Darling Park Tower 2  
201 Sussex Street  
Sydney NSW 2000

GPO Box 12  
Sydney NSW 2001

**Elected members****Mayor**

Cr Neville Kschenka

**Councillors**

Cr Cameron Lander  
Cr Jenny Clarke  
Cr Tracey Lewis  
Cr Kevin Morris  
Cr Peter Dawson  
Cr Narelle Payne  
Cr Braden Lyons  
Cr Sue Ruffles

**Other information****ABN:** 96 547 765 569





## INDEPENDENT AUDITOR'S REPORT

### Report on the general purpose financial statements

#### Narrandera Shire Council

To the Councillors of Narrandera Shire Council

### Opinion

I have audited the accompanying financial statements of Narrandera Shire Council (the Council), which comprise the Statement by Councillors and Management, the Income Statement and Statement of Comprehensive Income for the year ended 30 June 2023, the Statement of Financial Position as at 30 June 2023, the Statement of Changes in Equity and Statement of Cash Flows for the year then ended and notes comprising a summary of significant accounting policies and other explanatory information.

In my opinion:

- the Council's accounting records have been kept in accordance with the requirements of the *Local Government Act 1993*, Chapter 13, Part 3, Division 2 (the Division)
- the financial statements:
  - have been prepared, in all material respects, in accordance with the requirements of this Division
  - are consistent with the Council's accounting records
  - present fairly, in all material respects, the financial position of the Council as at 30 June 2023, and of its financial performance and its cash flows for the year then ended in accordance with Australian Accounting Standards
- all information relevant to the conduct of the audit has been obtained
- no material deficiencies in the accounting records or financial statements have come to light during the audit.

My opinion should be read in conjunction with the rest of this report.

### Basis for Opinion

I conducted my audit in accordance with Australian Auditing Standards. My responsibilities under the standards are described in the 'Auditor's Responsibilities for the Audit of the Financial Statements' section of my report.

I am independent of the Council in accordance with the requirements of the:

- Australian Auditing Standards
- Accounting Professional and Ethical Standards Board's APES 110 'Code of Ethics for Professional Accountants (including Independence Standards)' (APES 110).

Parliament promotes independence by ensuring the Auditor-General and the Audit Office of New South Wales are not compromised in their roles by:

- providing that only Parliament, and not the executive government, can remove an Auditor-General
- mandating the Auditor-General as auditor of councils
- precluding the Auditor-General from providing non-audit services.

I have fulfilled my other ethical responsibilities in accordance with APES 110.

I believe the audit evidence I have obtained is sufficient and appropriate to provide a basis for my audit opinion.

### **Other Information**

The Council's annual report for the year ended 30 June 2023 includes other information in addition to the financial statements and my Independent Auditor's Report thereon. The Councillors are responsible for the other information. At the date of this Independent Auditor's Report, the other information I have received comprise the special purpose financial statements and Special Schedules (the Schedules).

My opinion on the financial statements does not cover the other information. Accordingly, I do not express any form of assurance conclusion on the other information. However, as required by the *Local Government Act 1993*, I have separately expressed an opinion on the special purpose financial statements and Special Schedule - Permissible income for general rates.

In connection with my audit of the financial statements, my responsibility is to read the other information and, in doing so, consider whether the other information is materially inconsistent with the financial statements or my knowledge obtained in the audit, or otherwise appears to be materially misstated.

If, based on the work I have performed, I conclude there is a material misstatement of the other information, I must report that fact.

I have nothing to report in this regard.

### **The Councillors' Responsibilities for the Financial Statements**

The Councillors are responsible for the preparation and fair presentation of the financial statements in accordance with Australian Accounting Standards and the *Local Government Act 1993*, and for such internal control as the Councillors determine is necessary to enable the preparation and fair presentation of the financial statements that are free from material misstatement, whether due to fraud or error.

In preparing the financial statements, the Councillors are responsible for assessing the Council's ability to continue as a going concern, disclosing, as applicable, matters related to going concern and using the going concern basis of accounting.

### **Auditor's Responsibilities for the Audit of the Financial Statements**

My objectives are to:

- obtain reasonable assurance about whether the financial statements as a whole are free from material misstatement, whether due to fraud or error
- issue an Independent Auditor's Report including my opinion.

Reasonable assurance is a high level of assurance, but does not guarantee an audit conducted in accordance with Australian Auditing Standards will always detect material misstatements. Misstatements can arise from fraud or error. Misstatements are considered material if, individually or in aggregate, they could reasonably be expected to influence the economic decisions users take based on the financial statements.

A description of my responsibilities for the audit of the financial statements is located at the Auditing and Assurance Standards Board website at: [www.auasb.gov.au/auditors\\_responsibilities/ar4.pdf](http://www.auasb.gov.au/auditors_responsibilities/ar4.pdf). The description forms part of my auditor's report.

The scope of my audit does not include, nor provide assurance:

- that the Council carried out its activities effectively, efficiently and economically
- on the Original Budget information included in the Income Statement, Statement of Cash Flows, and Note B5-1 'Material budget variations
- on the Special Schedules. A separate opinion has been provided on Special Schedule - Permissible income for general rates
- about the security and controls over the electronic publication of the audited financial statements on any website where they may be presented
- about any other information which may have been hyperlinked to/from the financial statements.



Hong Wee Soh  
Delegate of the Auditor-General for New South Wales

18 September 2023  
SYDNEY



Cr Neville Kschenka  
Mayor  
Narrandera Shire Council  
141 East Street  
NARRANDERA NSW 2705

Contact: Hong Wee Soh  
Phone no: 02 9275 7397  
Our ref: R008-16585809-44612/1768

18 September 2023

Dear Mayor

**Report on the Conduct of the Audit  
for the year ended 30 June 2023  
Narrandera Shire Council**





I have audited the general purpose financial statements (GPFS) of the Narrandera Shire Council (the Council) for the year ended 30 June 2023 as required by section 415 of the *Local Government Act 1993* (the Act).

I expressed an unmodified opinion on the Council's GPFS.

This Report on the Conduct of the Audit (the Report) for the Council for the year ended 30 June 2023 is issued in accordance with section 417 of the Act. This Report should be read in conjunction with my audit opinion on the GPFS issued under section 417(2) of the Act.

## INCOME STATEMENT

### Operating result

	2023 \$'m	2022 \$m	Variance %
Rates and annual charges revenue	8.6	8.4	 2.3
Grants and contributions revenue	19.4	16.1	 20.4
Operating result from continuing operations	9.8	7.2	 36.1
Net operating result before capital grants and contributions	4.5	0.3	 >100

The Council's operating result from continuing operations (\$9.8 million including depreciation and amortisation expense of \$6.3 million) was \$2.6 million higher than the 2021–22 result.

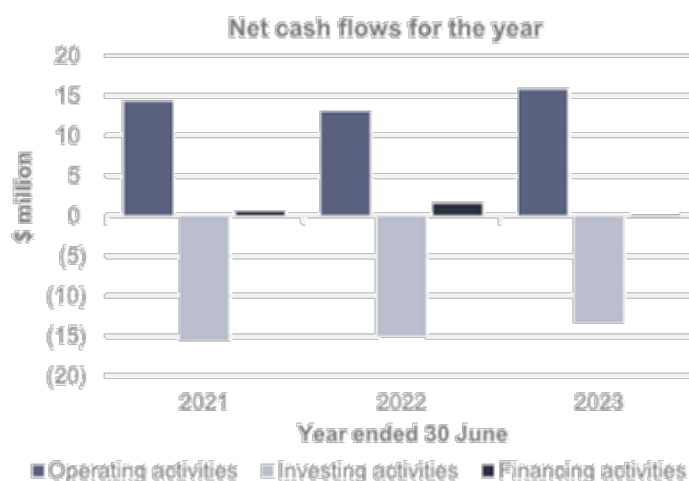
The net operating result before capital grants and contributions (\$4.5 million) was \$4.2 million higher than the 2021–22 result.

Rates and annual charges revenue (\$8.6 million) increased by \$0.2 million (2.3 per cent) in 2022–23 due to increase in rateable properties and increase in rate peg to 2.0%.

Grants and contributions revenue (\$19.4 million) increased by \$3.3 million (20.5 per cent) in 2022–23 due to a \$3.4 million increase in transport operational grants.

## STATEMENT OF CASH FLOWS

- The Council's cash and cash equivalents was \$3.7 million at 30 June 2023 (\$1.4 million at 30 June 2022). There was a net increase in cash and cash equivalents of \$2.3 million during 2022-23.
- Net cash provided by operating activities has increased by \$2.8 million. This is mainly due to the increase in grants and contributions of \$3.9 million.
- Net cash used in investing activities has decreased by \$1.7 million, which is driven by the increase in purchase of infrastructure, property, plant and equipment of \$2.0 million.
- Net cash used in financing activities decreased by \$1.7 million, as \$1.6 million external borrowing was drawn by the Council during 2021-22.



## FINANCIAL POSITION

### Cash and investments

Cash and investments	2023	2022	Commentary
	\$m	\$m	
<b>Total cash, cash equivalents and investments</b>	<b>36.3</b>	<b>29.2</b>	• Externally restricted balances comprise mainly of developer contributions, water and sewer funds. The increase of \$7.1 million is primarily due to a \$4.2 million increase in specific purpose unexpended grants
Restricted cash and investments:			• Internal allocations are determined by council policies or decisions, which are subject to change.
• External restrictions	20.0	14.7	The increase of \$1.7 million in the internal allocations is primarily due to a \$2.0 million increase in the Financial Assistance Grant received in advance
• Internal allocations	16.1	14.4	

### Debt

The Council has \$1.9 million of borrowings as at 30 June 2023 (2022: \$2.0 million). The borrowings are drawn through CBA related to the refurbishment and upgrading of Lake Talbot Water Park, and New South Wales Treasury Corporation related to the Barellan sewer project.

The Council also has a \$0.35 million bank overdraft facility, which was not drawn as at 30 June 2023 and 30 June 2022.

## PERFORMANCE

### Performance measures

The following section provides an overview of the Council's performance against the performance measures and performance benchmarks set by the Office of Local Government (OLG) within the Department of Planning and Environment.

#### Operating performance ratio

The 'operating performance ratio' measures how well council contained operating expenditure within operating revenue (excluding capital grants and contributions, fair value adjustments, and reversal of revaluation decrements). The benchmark set by OLG is greater than zero per cent.

The Council exceeded the OLG benchmark for the current reporting period.

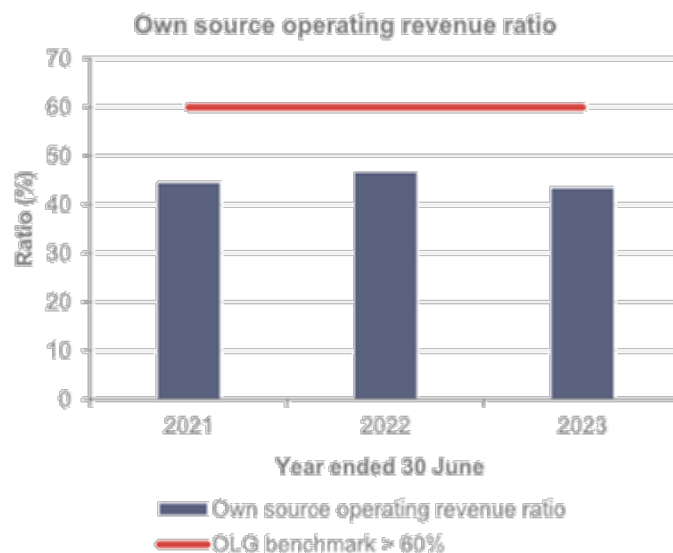
The performance improved due to a \$4.9 million increase in operating grants and contributions.



#### Own source operating revenue ratio

The 'own source operating revenue ratio' measures council's fiscal flexibility and the degree to which it relies on external funding sources such as operating grants and contributions. The benchmark set by OLG is greater than 60 per cent.

The Council did not meet the OLG benchmark for the current reporting period.

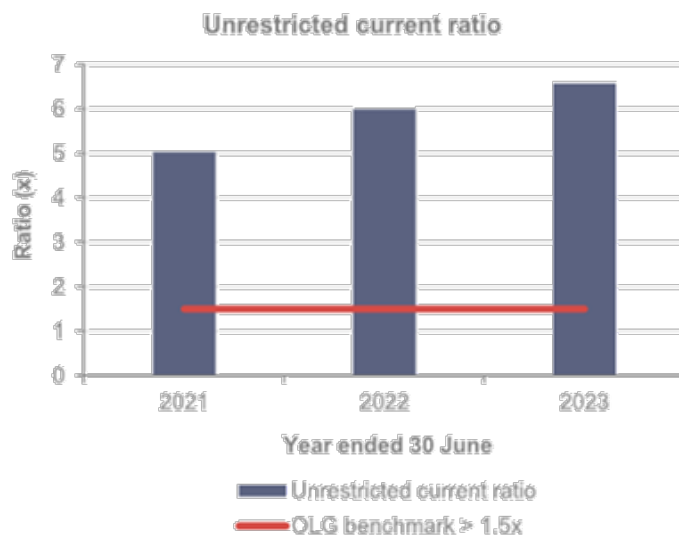


**Unrestricted current ratio**

The 'unrestricted current ratio' is specific to local government and represents council's ability to meet its short-term obligations as they fall due. The benchmark set by OLG is greater than 1.5 times.

The Council met the OLG benchmark for the current reporting period.

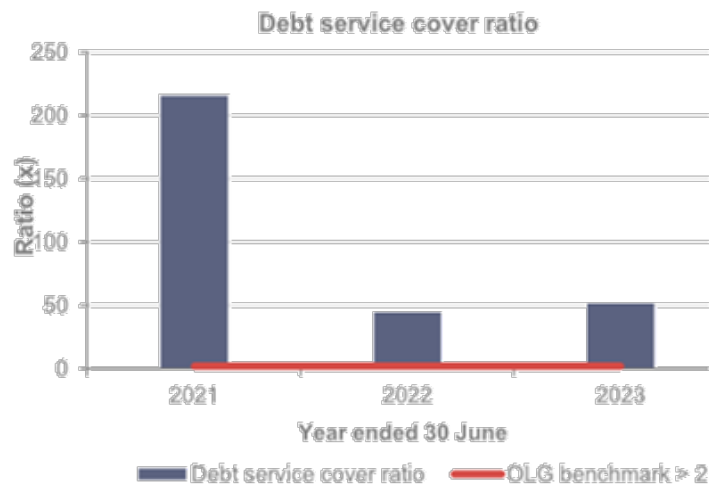
The current ratio improved due to a \$7.0 million increase in cash, cash equivalents and investments.



**Debt service cover ratio**

The 'debt service cover ratio' measures the operating cash to service debt including interest, principal and lease payments. The benchmark set by OLG is greater than two times.

The Council met the OLG benchmark for the current reporting period.

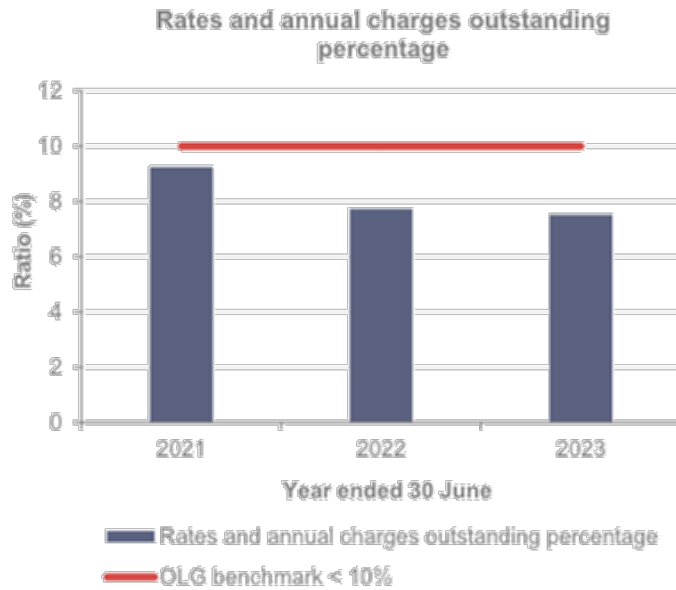




**Rates and annual charges outstanding percentage**

The 'rates and annual charges outstanding percentage' assesses the impact of uncollected rates and annual charges on council's liquidity and the adequacy of debt recovery efforts. The benchmark set by OLG is less than 10 per cent for rural councils.

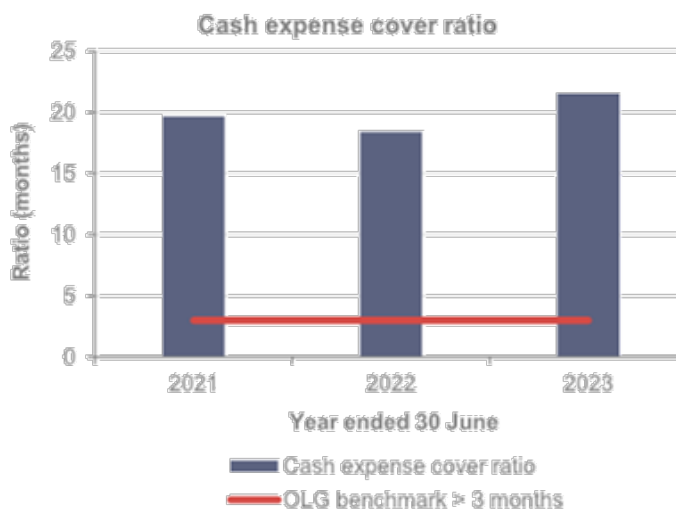
The Council met the OLG benchmark for the current reporting period.



**Cash expense cover ratio**

This liquidity ratio indicates the number of months the council can continue paying for its immediate expenses without additional cash inflow. The benchmark set by OLG is greater than three months.

The Council exceeded the OLG benchmark for the current reporting period.



**Infrastructure, property, plant and equipment renewals**

The Council renewed \$2.3 million of assets in 2022-23, compared to \$7.6 million of assets in 2021-22.

## OTHER MATTERS

### Legislative compliance

My audit procedures did not identify any instances of non-compliance with legislative requirements or a material deficiency in the Council's accounting records or financial statements. The Council's:

- accounting records were maintained in a manner and form to allow the GPFS to be prepared and effectively audited
- staff provided all accounting records and information relevant to the audit.



Hong Wee Soh

Delegate of the Auditor-General for New South Wales

cc: Mr George Cowan, General Manager  
Mr John Batchelor, Chair of the Audit, Risk and Improvement Committee  
Ms Kiersten Fishburn, Secretary of the Department of Planning and Environment

# Special Purpose Financial Statements

Year Ended  
30 June 2023



## Narrandera Shire Council

### Special Purpose Financial Statements

for the year ended 30 June 2023

---

Contents	Page
<b>Statement by Councillors and Management</b>	<b>3</b>
<b>Special Purpose Financial Statements:</b>	
Income Statement of water supply business activity	4
Income Statement of sewerage business activity	5
Statement of Financial Position of water supply business activity	6
Statement of Financial Position of sewerage business activity	7
<b>Note – Significant Accounting Policies</b>	<b>8</b>
<b>Auditor's Report on Special Purpose Financial Statements</b>	<b>11</b>

---

#### Background

- i. These Special Purpose Financial Statements have been prepared for the use by both Council and the Office of Local Government in fulfilling their requirements under National Competition Policy.
- ii. The principle of competitive neutrality is based on the concept of a 'level playing field' between persons/entities competing in a market place, particularly between private and public sector competitors.

Essentially, the principle is that government businesses, whether Commonwealth, state or local, should operate without net competitive advantages over other businesses as a result of their public ownership.

- iii. For Council, the principle of competitive neutrality and public reporting applies only to declared business activities.

These include **(a)** those activities classified by the Australian Bureau of Statistics as business activities being water supply, sewerage services, abattoirs, gas production and reticulation, and **(b)** those activities with a turnover of more than \$2 million that Council has formally declared as a business activity (defined as Category 1 activities).

- iv. In preparing these financial statements for Council's self-classified Category 1 businesses and ABS-defined activities, councils must **(a)** adopt a corporatisation model and **(b)** apply full cost attribution including tax-equivalent regime payments and debt guarantee fees (where the business benefits from Council's borrowing position by comparison with commercial rates).

**Narrandera Shire Council**

**Special Purpose Financial Statements**  
for the year ended 30 June 2023

**Statement by Councillors and Management made pursuant to the Local Government Code of Accounting Practice and Financial Reporting**

The attached Special Purpose Financial Statements have been prepared in accordance with:


- NSW Government Policy Statement: Application of National Competition Policy to Local Government;
- Division of Local Government: Guidelines: Pricing and Costing for Council Businesses – A Guide to Competitive Neutrality;
- The Local Government Code of Accounting Practice and Financial Reporting;
- Sections 3 and 4 of the NSW Department of Planning and Environment: Water's Regulatory and assurance framework for local water utilities.

To the best of our knowledge and belief, these statements:

- present fairly the operating result and financial position for each of Council's declared business activities for the year; and
- accord with Council's accounting and other records;
- present overhead reallocation charges to the water and sewerage businesses as fair and reasonable.

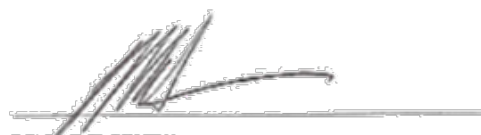
We are not aware of any matter that would render these statements false or misleading in any way.

Signed in accordance with a resolution of Council made on 15 August 2023.

  
Neville Kosterka  
Mayor  
15 August 2023

  
Narelle Payne  
Councillor  
15 August 2023

  
George Cover  
General Manager  
15 August 2023

  
Mr Marlin Hiscox  
Responsible Accounting Officer  
15 August 2023

  
Mr Shane Wilson  
Deputy General Manager Infrastructure  
15 August 2023

## Narrandera Shire Council

### Income Statement of water supply business activity for the year ended 30 June 2023

\$ '000	2023	2022
<b>Income from continuing operations</b>		
Access charges	848	792
User charges	1,354	1,067
Fees	7	31
Interest and investment income	153	51
<b>Total income from continuing operations</b>	<b>2,362</b>	<b>1,941</b>
<b>Expenses from continuing operations</b>		
Employee benefits and on-costs	528	452
Materials and services	1,479	1,348
Depreciation, amortisation and impairment	651	515
Net loss from the disposal of assets	271	18
<b>Total expenses from continuing operations</b>	<b>2,929</b>	<b>2,333</b>
<b>Surplus (deficit) from continuing operations before capital amounts</b>	<b>(567)</b>	<b>(392)</b>
Grants and contributions provided for capital purposes	67	16
<b>Surplus (deficit) from continuing operations after capital amounts</b>	<b>(500)</b>	<b>(376)</b>
<b>Surplus (deficit) from all operations before tax</b>	<b>(500)</b>	<b>(376)</b>
<b>Surplus (deficit) after tax</b>	<b>(500)</b>	<b>(376)</b>
<b>Plus accumulated surplus</b>	<b>18,233</b>	<b>18,609</b>
<b>Plus adjustments for amounts unpaid:</b>		
<b>Closing accumulated surplus</b>	<b>17,733</b>	<b>18,233</b>
<b>Return on capital %</b>	<b>(2.4)%</b>	<b>(1.7)%</b>
<b>Subsidy from Council</b>	<b>1,530</b>	<b>1,224</b>
<b>Calculation of dividend payable:</b>		
Surplus (deficit) after tax	(500)	(376)
Less: capital grants and contributions (excluding developer contributions)	(67)	(16)
<b>Surplus for dividend calculation purposes</b>	<b>-</b>	<b>-</b>
<b>Potential dividend calculated from surplus</b>	<b>-</b>	<b>-</b>

**Narrandera Shire Council**

**Income Statement of sewerage business activity  
for the year ended 30 June 2023**

<b>\$ '000</b>	<b>2023</b>	<b>2022</b>
<b>Income from continuing operations</b>		
Access charges	1,501	1,459
User charges	173	164
Interest and investment income	69	20
<b>Total income from continuing operations</b>	<b>1,743</b>	<b>1,643</b>
<b>Expenses from continuing operations</b>		
Employee benefits and on-costs	339	377
Borrowing costs	39	20
Materials and services	760	792
Depreciation, amortisation and impairment	355	311
<b>Total expenses from continuing operations</b>	<b>1,493</b>	<b>1,500</b>
<b>Surplus (deficit) from continuing operations before capital amounts</b>	<b>250</b>	<b>143</b>
Grants and contributions provided for capital purposes	344	226
<b>Surplus (deficit) from continuing operations after capital amounts</b>	<b>594</b>	<b>369</b>
<b>Surplus (deficit) from all operations before tax</b>	<b>594</b>	<b>369</b>
Less: corporate taxation equivalent (25%) [based on result before capital]	(63)	(36)
<b>Surplus (deficit) after tax</b>	<b>531</b>	<b>333</b>
<b>Plus accumulated surplus</b>	<b>12,460</b>	<b>12,091</b>
<b>Plus adjustments for amounts unpaid:</b>		
– Corporate taxation equivalent	63	36
<b>Closing accumulated surplus</b>	<b>13,054</b>	<b>12,460</b>
<b>Return on capital %</b>	<b>1.6%</b>	<b>1.0%</b>
<b>Subsidy from Council</b>	<b>422</b>	<b>436</b>
<b>Calculation of dividend payable:</b>		
Surplus (deficit) after tax	532	333
Less: capital grants and contributions (excluding developer contributions)	(344)	(226)
<b>Surplus for dividend calculation purposes</b>	<b>188</b>	<b>107</b>
<b>Potential dividend calculated from surplus</b>	<b>94</b>	<b>54</b>

Narrandera Shire Council | Statement of Financial Position of water supply business activity | for the year ended 30 June 2023

## Narrandera Shire Council

### Statement of Financial Position of water supply business activity as at 30 June 2023

\$ '000	2023	2022
<b>ASSETS</b>		
<b>Current assets</b>		
Contract assets and contract cost assets	24	-
Cash and cash equivalents	89	313
Investments	6,155	6,050
Receivables	519	326
<b>Total current assets</b>	<b>6,787</b>	<b>6,689</b>
<b>Non-current assets</b>		
Receivables	127	165
Infrastructure, property, plant and equipment	23,951	22,739
<b>Total non-current assets</b>	<b>24,078</b>	<b>22,904</b>
<b>Total assets</b>	<b>30,865</b>	<b>29,593</b>
<b>LIABILITIES</b>		
<b>Current liabilities</b>		
Payables	124	126
<b>Total current liabilities</b>	<b>124</b>	<b>126</b>
<b>Total liabilities</b>	<b>124</b>	<b>126</b>
<b>Net assets</b>	<b>30,741</b>	<b>29,467</b>
<b>EQUITY</b>		
Accumulated surplus	17,733	18,233
Revaluation reserves	13,008	11,234
<b>Total equity</b>	<b>30,741</b>	<b>29,467</b>



Narrandera Shire Council | Statement of Financial Position of sewerage business activity | for the year ended 30 June 2023

## Narrandera Shire Council

### Statement of Financial Position of sewerage business activity as at 30 June 2023

\$ '000	2023	2022
<b>ASSETS</b>		
<b>Current assets</b>		
Cash and cash equivalents	42	137
Investments	2,621	2,300
Receivables	176	201
Contract assets and contract cost assets	323	130
<b>Total current assets</b>	<b>3,162</b>	<b>2,768</b>
<b>Non-current assets</b>		
Infrastructure, property, plant and equipment	17,686	16,365
<b>Total non-current assets</b>	<b>17,686</b>	<b>16,365</b>
<b>Total assets</b>	<b>20,848</b>	<b>19,133</b>
<b>LIABILITIES</b>		
<b>Current liabilities</b>		
Borrowings	93	91
<b>Total current liabilities</b>	<b>93</b>	<b>91</b>
<b>Non-current liabilities</b>		
Borrowings	1,391	1,484
<b>Total non-current liabilities</b>	<b>1,391</b>	<b>1,484</b>
<b>Total liabilities</b>	<b>1,484</b>	<b>1,575</b>
<b>Net assets</b>	<b>19,364</b>	<b>17,558</b>
<b>EQUITY</b>		
Accumulated surplus	13,054	12,460
Revaluation reserves	6,310	5,098
<b>Total equity</b>	<b>19,364</b>	<b>17,558</b>

## Note – Significant Accounting Policies

A statement summarising the supplemental accounting policies adopted in the preparation of the special purpose financial statements (SPFS) for National Competition Policy (NCP) reporting purposes follows.

These financial statements are SPFS prepared for use by Council and the Office of Local Government. For the purposes of these statements, the Council is a non-reporting not-for-profit entity.

The figures presented in these special purpose financial statements have been prepared in accordance with the recognition and measurement criteria of relevant Australian Accounting Standards, other authoritative pronouncements of the Australian Accounting Standards Board (AASB) and Australian Accounting Interpretations.

The disclosures in these special purpose financial statements have been prepared in accordance with the *Local Government Act 1993 (Act)*, the *Local Government (General) Regulation 2021 (Regulation)* and the Local Government Code of Accounting Practice and Financial Reporting.

The statements are prepared on an accruals basis. They are based on historic costs and do not take into account changing money values or, except where specifically stated, fair value of non-current assets. Certain taxes and other costs, appropriately described, have been imputed for the purposes of the National Competition Policy.

The Statement of Financial Position includes notional assets/liabilities receivable from/payable to Council's general fund. These balances reflect a notional intra-entity funding arrangement with the declared business activities.

### National Competition Policy

Council has adopted the principle of 'competitive neutrality' in its business activities as part of the National Competition Policy which is being applied throughout Australia at all levels of government. The framework for its application is set out in the June 1996 NSW Government Policy statement titled 'Application of National Competition Policy to Local Government'. *The Pricing and Costing for Council Businesses – A Guide to Competitive Neutrality* issued by the Office of Local Government in July 1997 has also been adopted.

The pricing and costing guidelines outline the process for identifying and allocating costs to activities and provide a standard for disclosure requirements. These disclosures are reflected in Council's pricing and/or financial reporting systems and include taxation equivalents, Council subsidies, and returns on investments (rate of return and dividends paid).

### Declared business activities

In accordance with *Pricing and Costing for Council Businesses – A Guide to Competitive Neutrality*, Council has declared that the following are to be considered as business activities:

#### Category 1

(where gross operating turnover is over \$2 million)

##### a. Narrandera Council Water Supply

Council's water supply activities servicing the town of Narrandera, and which is established as a Special Rate Fund of Council.

#### Category 2

(where gross operating turnover is less than \$2 million)

##### a. Narrandera Sewerage Service

Council's sewerage reticulation & treatment activities servicing the town of Narrandera, and which is established as a Special Rate Fund of Council.

### Taxation equivalent charges

Council is liable to pay various taxes and financial duties. Where this is the case, they are disclosed as a cost of operations just like all other costs. However, where Council does not pay some taxes, which are generally paid by private sector businesses, such as income tax, these equivalent tax payments have been applied to all Council-nominated business activities and are reflected in special purpose financial statements. For the purposes of disclosing comparative information relevant to the private sector equivalent, the following taxation equivalents have been applied to all Council-nominated business activities (this does not include Council's non-business activities):

#### Notional rate applied (%)

Corporate income tax rate – 25% (21/22 25%)

## Note – Significant Accounting Policies (continued)

**Land tax** – the first \$822,000 of combined land values attracts 0%. For the combined land values in excess of \$822,000 up to \$5,026,000 the rate is \$100 + 1.6%. For the remaining combined land value that exceeds \$5,026,000 a premium marginal rate of \$79,396 + 2.0% applies.

**Payroll tax** – 5.45% on the value of taxable salaries and wages in excess of \$1,200,000.

In accordance with section 4 of Department of Planning and Environment (DPE) – Water’s regulatory and assurance framework, a payment for the amount calculated as the annual tax equivalent charges (excluding income tax) must be paid from water supply and sewerage business activities.

The payment of taxation equivalent charges, referred to in the regulatory or assurance framework as a ‘dividend for tax equivalent’, may be applied for any purpose allowed under the Act.

Achievement of substantial compliance to sections 3 and 4 of DPE - Water’s regulatory and assurance framework is not a prerequisite for the payment of the tax equivalent charges; however the payment must not exceed \$3 per assessment.

### Income tax

An income tax equivalent has been applied on the profits of the business activities. Whilst income tax is not a specific cost for the purpose of pricing a good or service, it needs to be taken into account in terms of assessing the rate of return required on capital invested. Accordingly, the return on capital invested is set at a pre-tax level – gain/(loss) from ordinary activities before capital amounts, as would be applied by a private sector competitor. That is, it should include a provision equivalent to the corporate income tax rate, currently 25% (21/22 25%).

Income tax is only applied where a gain from ordinary activities before capital amounts has been achieved. Since the taxation equivalent is notional – that is, it is payable to the ‘Council’ as the owner of business operations – it represents an internal payment and has no effect on the operations of the Council.

Accordingly, there is no need for disclosure of internal charges in the SPFS. The rate applied of 25% is the equivalent company tax rate prevalent at reporting date. No adjustments have been made for variations that have occurred during the year.

### Local government rates and charges

A calculation of the equivalent rates and charges for all Category 1 businesses has been applied to all assets owned, or exclusively used by the business activity.

### Loan and debt guarantee fees

The debt guarantee fee is designed to ensure that Council business activities face ‘true’ commercial borrowing costs in line with private sector competitors. In order to calculate a debt guarantee fee, Council has determined what the differential borrowing rate would have been between the commercial rate and Council’s borrowing rate for its business activities.

#### (i) Subsidies

Government policy requires that subsidies provided to customers, and the funding of those subsidies, must be explicitly disclosed. Subsidies occur where Council provides services on a less than cost recovery basis. This option is exercised on a range of services in order for Council to meet its community service obligations. The overall effect of subsidies is contained within the Income Statements of business activities.

#### (ii) Return on investments (rate of return)

The NCP policy statement requires that councils with Category 1 businesses ‘would be expected to generate a return on capital funds employed that is comparable to rates of return for private businesses operating in a similar field’.

Funds are subsequently available for meeting commitments or financing future investment strategies. The rate of return is disclosed for each of Council’s business activities on the Income Statement.

The rate of return is calculated as follows:

**Operating result before capital income + interest expense**

**Written down value of I,PP&E as at 30 June**

As a minimum, business activities should generate a return equal to the Commonwealth 10 year bond rate which is 4.02% at 30/6/23.

## Note – Significant Accounting Policies (continued)

---

### (iii) Dividends

Council is not required to pay dividends to either itself (as owner of a range of businesses) or to any external entities.

A local government water supply and sewerage businesses are permitted to pay an annual dividend from its water supply or sewerage business surplus.

Each dividend must be calculated and approved in accordance with section 4 of DPE - Water's regulatory and assurance framework and must not exceed:

- 50% of this surplus in any one year, or
- the number of water supply or sewerage assessments at 30 June 2023 multiplied by \$30 (less the payment for tax equivalent charges, not exceeding \$3 per assessment).

In accordance with section 4 of DPE - Water's regulatory and assurance framework, statement of compliance and statement of dividend payment, dividend payment form and unqualified independent financial audit report are submitted to DPE - Water.



## INDEPENDENT AUDITOR'S REPORT

### Report on the special purpose financial statements

#### Narrandera Shire Council

To the Councillors of Narrandera Shire Council

### Opinion

I have audited the accompanying special purpose financial statements (the financial statements) of Narrandera Shire Council's (the Council) Declared Business Activities, which comprise the Statement by Councillors and Management, the Income Statement of each Declared Business Activity for the year ended 30 June 2023, the Statement of Financial Position of each Declared Business Activity as at 30 June 2023 and Significant accounting policies note.

The Declared Business Activities of the Council are:

- Water supply
- Sewerage

In my opinion, the financial statements present fairly, in all material respects, the financial position of the Council's declared Business Activities as at 30 June 2023, and their financial performance for the year then ended, in accordance with the Australian Accounting Standards described in the Significant accounting policies note and the Local Government Code of Accounting Practice and Financial Reporting 2022–23 (LG Code).

My opinion should be read in conjunction with the rest of this report.

### Basis for Opinion

I conducted my audit in accordance with Australian Auditing Standards. My responsibilities under the standards are described in the 'Auditor's Responsibilities for the Audit of the Financial Statements' section of my report.

I am independent of the Council in accordance with the requirements of the:

- Australian Auditing Standards
- Accounting Professional and Ethical Standards Board's APES 110 'Code of Ethics for Professional Accountants (including Independence Standards)' (APES 110).

Parliament promotes independence by ensuring the Auditor-General and the Audit Office of New South Wales are not compromised in their roles by:

- providing that only Parliament, and not the executive government, can remove an Auditor-General
- mandating the Auditor-General as the auditor of councils
- precluding the Auditor-General from providing non-audit services.

I have fulfilled my other ethical responsibilities in accordance with APES 110.

I believe the audit evidence I have obtained is sufficient and appropriate to provide a basis for my audit opinion.

### **Emphasis of Matter - Basis of Accounting**

Without modifying my opinion, I draw attention to the Significant accounting policies note to the financial statements which describes the basis of accounting. The financial statements have been prepared for the purpose of fulfilling the Council's financial reporting responsibilities under the LG Code. As a result, the financial statements may not be suitable for another purpose.

### **Other Information**

The Council's annual report for the year ended 30 June 2023 includes other information in addition to the financial statements and my Independent Auditor's Report thereon. The Councillors are responsible for the other information. At the date of this Independent Auditor's Report, the other information I have received comprise the general purpose financial statements and Special Schedules (the Schedules).

My opinion on the financial statements does not cover the other information. Accordingly, I do not express any form of assurance conclusion on the other information. However, as required by the *Local Government Act 1993*, I have separately expressed an opinion on the general purpose financial statements and Special Schedule 'Permissible income for general rates'.

In connection with my audit of the financial statements, my responsibility is to read the other information and, in doing so, consider whether the other information is materially inconsistent with the financial statements or my knowledge obtained in the audit, or otherwise appears to be materially misstated.

If, based on the work I have performed, I conclude there is a material misstatement of the other information, I must report that fact.

I have nothing to report in this regard.

### **The Councillors' Responsibilities for the Financial Statements**

The Councillors are responsible for the preparation and fair presentation of the financial statements and for determining that the accounting policies, described in the Significant accounting policies note to the financial statements, are appropriate to meet the requirements in the LG Code. The Councillors' responsibility also includes such internal control as the Councillors determine is necessary to enable the preparation and fair presentation of the financial statements that are free from material misstatement, whether due to fraud or error.

In preparing the financial statements, the Councillors are responsible for assessing the Council's ability to continue as a going concern, disclosing, as applicable, matters related to going concern and using the going concern basis of accounting.

### **Auditor's Responsibilities for the Audit of the Financial Statements**

My objectives are to:

- obtain reasonable assurance about whether the financial statements as a whole are free from material misstatement, whether due to fraud or error
- issue an Independent Auditor's Report including my opinion.

Reasonable assurance is a high level of assurance, but does not guarantee an audit conducted in accordance with Australian Auditing Standards will always detect material misstatements. Misstatements can arise from fraud or error. Misstatements are considered material if, individually or in aggregate, they could reasonably be expected to influence the economic decisions users take based on the financial statements.

A description of my responsibilities for the audit of the financial statements is located at the Auditing and Assurance Standards Board website at: [www.auasb.gov.au/auditors\\_responsibilities/ar4.pdf](http://www.auasb.gov.au/auditors_responsibilities/ar4.pdf). The description forms part of my auditor's report.

The scope of my audit does not include, nor provide assurance:

- that the Council carried out its activities effectively, efficiently and economically
- about the security and controls over the electronic publication of the audited financial statements on any website where they may be presented
- about any other information which may have been hyperlinked to/from the financial statements.

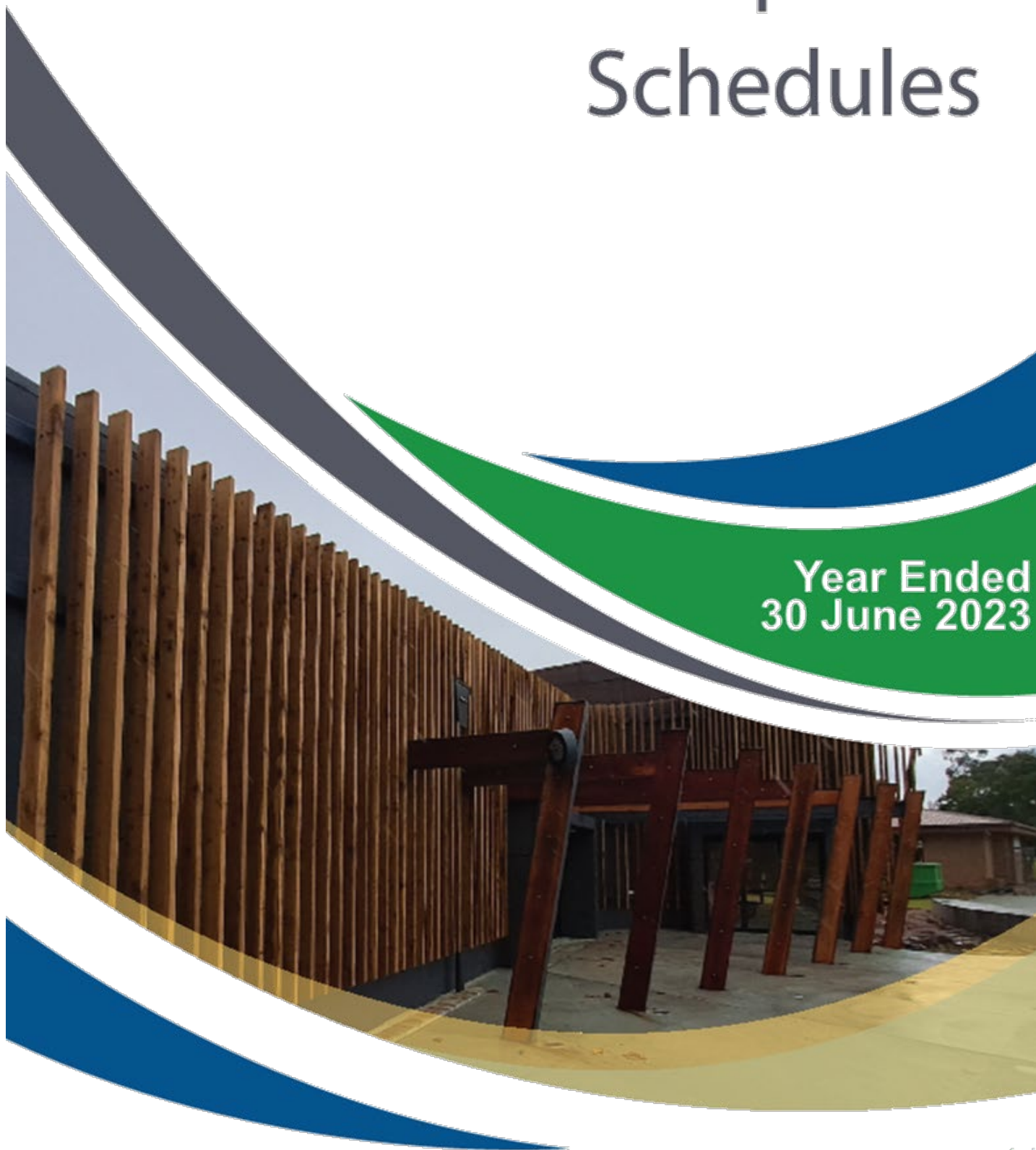


Hong Wee Soh  
Delegate of the Auditor-General for New South Wales

18 September 2023  
SYDNEY

# Special Schedules

Year Ended  
30 June 2023





## Narrandera Shire Council

### Special Schedules

for the year ended 30 June 2023

---

<b>Contents</b>	<b>Page</b>
<b>Special Schedules:</b>	
Permissible income for general rates	3
Report on infrastructure assets as at 30 June 2023	6

## Narrandera Shire Council


### Permissible income for general rates

\$ '000	Notes	Calculation 2022/23	Calculation 2023/24
<b>Notional general income calculation <sup>1</sup></b>			
Last year notional general income yield	a	5,193	5,308
Plus or minus adjustments <sup>2</sup>	b	21	10
<b>Notional general income</b>	$c = a + b$	<b>5,214</b>	<b>5,318</b>
<b>Permissible income calculation</b>			
Special variation percentage <sup>3</sup>	d	0.00%	0.00%
Or rate peg percentage	e	2.00%	3.70%
Or crown land adjustment (incl. rate peg percentage)	f	0.00%	0.00%
Less expiring special variation amount	g	-	-
Plus special variation amount	$h = d \times (c + g)$	-	-
Or plus rate peg amount	$i = e \times (c + g)$	104	197
Or plus Crown land adjustment and rate peg amount	$j = f \times (c + g)$	-	-
<b>Sub-total</b>	$k = (c + g + h + i + j)$	<b>5,318</b>	<b>5,515</b>
Plus (or minus) last year's carry forward total	l	17	20
Less valuation objections claimed in the previous year	m	(7)	-
<b>Sub-total</b>	$n = (l + m)$	<b>10</b>	<b>20</b>
<b>Total permissible income</b>	$o = k + n$	<b>5,328</b>	<b>5,535</b>
Less notional general income yield	p	5,308	5,511
<b>Catch-up or (excess) result</b>	$q = o - p$	<b>20</b>	<b>24</b>
Plus income lost due to valuation objections claimed <sup>4</sup>	r	-	-
Less unused catch-up <sup>5</sup>	s	-	-
<b>Carry forward to next year <sup>6</sup></b>	$t = q + r + s$	<b>20</b>	<b>24</b>

#### Notes

- (1) The notional general income will not reconcile with rate income in the financial statements in the corresponding year. The statements are reported on an accrual accounting basis which include amounts that relate to prior years' rates income.
- (2) Adjustments account for changes in the number of assessments and any increase or decrease in land value occurring during the year. The adjustments are called 'supplementary valuations' as defined in the *Valuation of Land Act 1916 (NSW)*.
- (3) The 'special variation percentage' is inclusive of the rate peg percentage and where applicable, the Crown land adjustment.
- (4) Valuation objections are unexpected changes in land values as a result of land owners successfully objecting to the land value issued by the Valuer General. Councils can claim the value of the income lost due to valuation objections in any single year.
- (5) Unused catch-up amounts or the rate peg balance amounts will be deducted if they are not caught up within ten years. Usually councils will have a nominal carry forward figure. These amounts can be adjusted for when setting the rates in a future year.
- (6) Carry-forward amounts which are in excess (an amount that exceeds the permissible income) require Ministerial approval by order published in the *NSW Government Gazette* in accordance with section 512 of the Act. The OLG will extract these amounts from Council's Permissible income for general rates Statement in the financial data return (FDR) to administer this process.

Narrandera Shire Council | Permissible income for general rates | for the year ended 30 June 2023



## INDEPENDENT AUDITOR'S REPORT

### Special Schedule – Permissible income for general rates

#### Narrandera Shire Council

To the Councillors of Narrandera Shire Council

### Opinion

I have audited the accompanying Special Schedule – Permissible income for general rates (the Schedule) of Narrandera Shire Council (the Council) for the year ending 30 June 2023.

In my opinion, the Schedule is prepared, in all material respects in accordance with the requirements of the Local Government Code of Accounting Practice and Financial Reporting 2022–23 (LG Code) and is in accordance with the books and records of the Council.

My opinion should be read in conjunction with the rest of this report.

### Basis for Opinion

I conducted my audit in accordance with Australian Auditing Standards. My responsibilities under the standards are described in the 'Auditor's Responsibilities for the Audit of the Schedule' section of my report.

I am independent of the Council in accordance with the requirements of the:

- Australian Auditing Standards
- Accounting Professional and Ethical Standards Board's APES 110 'Code of Ethics for Professional Accountants (including Independence Standards)' (APES 110).

Parliament promotes independence by ensuring the Auditor-General and the Audit Office of New South Wales are not compromised in their roles by:

- providing that only Parliament, and not the executive government, can remove an Auditor-General
- mandating the Auditor-General as auditor of councils
- precluding the Auditor-General from providing non-audit services.

I have fulfilled my other ethical responsibilities in accordance with APES 110.

I believe that the audit evidence I have obtained is sufficient and appropriate to provide a basis for my audit opinion.

### Emphasis of Matter - Basis of Accounting

Without modifying my opinion, I draw attention to the special purpose framework used to prepare the Schedule. The Schedule has been prepared for the purpose of fulfilling the Council's reporting obligations under the LG Code. As a result, the Schedule may not be suitable for another purpose.

### Other Information

The Council's annual report for the year ended 30 June 2023 includes other information in addition to the Schedule and my Independent Auditor's Report thereon. The Councillors are responsible for the other information. At the date of this Independent Auditor's Report, the other information I have received comprise the general purpose financial statements, special purpose financial statements and Special Schedule 'Report on infrastructure assets as at 30 June 2023'.

My opinion on the Schedule does not cover the other information. Accordingly, I do not express any form of assurance conclusion on the other information. However, as required by the *Local Government Act 1993*, I have separately expressed an opinion on the general purpose financial statements and the special purpose financial statements.

In connection with my audit of the Schedule, my responsibility is to read the other information and, in doing so, consider whether the other information is materially inconsistent with the Schedule or my knowledge obtained in the audit, or otherwise appears to be materially misstated.

If, based on the work I have performed, I conclude there is a material misstatement of the other information, I must report that fact.

I have nothing to report in this regard.

### **The Councillors' Responsibilities for the Schedule**

The Councillors are responsible for the preparation of the Schedule in accordance with the LG Code. The Councillors' responsibility also includes such internal control as the Councillors determine is necessary to enable the preparation of the Schedule that is free from material misstatement, whether due to fraud or error.

In preparing the Schedule, the Councillors are responsible for assessing the Council's ability to continue as a going concern, disclosing, as applicable, matters related to going concern and using the going concern basis of accounting.

### **Auditor's Responsibilities for the Audit of the Schedule**

My objectives are to:

- obtain reasonable assurance whether the Schedule as a whole is free from material misstatement, whether due to fraud or error
- issue an Independent Auditor's Report including my opinion.

Reasonable assurance is a high level of assurance, but does not guarantee an audit conducted in accordance with Australian Auditing Standards will always detect material misstatements. Misstatements can arise from fraud or error. Misstatements are considered material if, individually or in aggregate, they could reasonably be expected to influence the economic decisions users take based on the Schedule.

A description of my responsibilities for the audit of the Schedule is located at the Auditing and Assurance Standards Board website at: [www.auasb.gov.au/auditors\\_responsibilities/ar8.pdf](http://www.auasb.gov.au/auditors_responsibilities/ar8.pdf). The description forms part of my auditor's report.

The scope of my audit does not include, nor provide assurance:

- that the Council carried out its activities effectively, efficiently and economically
- about the security and controls over the electronic publication of the audited Schedule on any website where it may be presented
- about any other information which may have been hyperlinked to/from the Schedule.



Hong Wee Soh  
Delegate of the Auditor-General for New South Wales

18 September 2023  
SYDNEY

**Narrandera Shire Council**

**Report on infrastructure assets as at 30 June 2023**

Asset Class	Asset Category	Estimated cost		2022/23 Required maintenance <sup>(a)</sup>	2022/23 Actual maintenance	Net carrying amount	Gross replacement cost (GRC)	Assets in condition as a percentage of gross replacement cost				
		Estimated cost to bring assets to satisfactory standard	to bring to the agreed level of service set by Council					\$ '000	\$ '000	1	2	3
<b>Buildings</b>	Buildings – non-specialised	2,538	–	425	178	10,811	31,054	2.0%	11.0%	46.0%	39.0%	2.0%
	Buildings – specialised	1,316	–	243	154	9,044	17,703	36.0%	3.0%	23.0%	36.0%	2.0%
	<b>Sub-total</b>	<b>3,854</b>	<b>–</b>	<b>668</b>	<b>332</b>	<b>19,812</b>	<b>48,757</b>	<b>14.3%</b>	<b>8.1%</b>	<b>37.6%</b>	<b>37.9%</b>	<b>2.1%</b>
<b>Other structures</b>	Other structures	1,432	–	303	457	12,490	22,094	40.0%	6.0%	25.0%	25.0%	4.0%
	<b>Sub-total</b>	<b>1,432</b>	<b>–</b>	<b>303</b>	<b>457</b>	<b>12,490</b>	<b>22,094</b>	<b>40.0%</b>	<b>6.0%</b>	<b>25.0%</b>	<b>25.0%</b>	<b>4.0%</b>
<b>Water supply network</b>	Water supply network	3,969	–	503	1,306	22,706	44,937	18.0%	6.0%	41.0%	28.0%	7.0%
	<b>Sub-total</b>	<b>3,969</b>	<b>–</b>	<b>503</b>	<b>1,306</b>	<b>22,706</b>	<b>44,937</b>	<b>18.0%</b>	<b>6.0%</b>	<b>41.0%</b>	<b>28.0%</b>	<b>7.0%</b>
<b>Roads</b>	Sealed roads pavement	293	–	434	259	27,002	41,685	60.0%	7.0%	10.0%	5.0%	18.0%
	Sealed roads surface	3,390	–	227	1,192	9,889	21,836	19.0%	4.0%	15.0%	50.0%	12.0%
	Unsealed roads pavement	2,953	–	275	1,146	18,852	26,434	12.0%	4.0%	83.0%	0.0%	1.0%
	Bridges	472	–	69	8	10,885	18,107	7.0%	45.0%	43.0%	0.0%	5.0%
	Footpaths	6	–	28	21	1,326	1,927	28.0%	69.0%	2.0%	0.0%	1.0%
	Bulk earthworks	–	–	–	–	68,950	68,950	100.0%	0.0%	0.0%	0.0%	0.0%
	Flood-ways	–	–	23	–	2,179	2,239	100.0%	0.0%	0.0%	0.0%	0.0%
	Guardrail	6	–	2	–	324	438	50.0%	34.0%	14.0%	0.0%	2.0%
	Kerb and guttering	–	–	78	25	4,357	7,462	0.0%	100.0%	0.0%	0.0%	0.0%
	Traffic devices	–	–	14	–	1,137	1,353	79.0%	4.0%	17.0%	0.0%	0.0%
<b>Sub-total</b>	<b>7,120</b>	<b>–</b>	<b>1,150</b>	<b>2,651</b>	<b>144,901</b>	<b>190,431</b>	<b>56.0%</b>	<b>11.5%</b>	<b>19.7%</b>	<b>6.8%</b>	<b>6.0%</b>	
<b>Sewerage network</b>	Sewerage network	639	–	287	683	16,416	25,613	48.0%	29.0%	14.0%	6.0%	3.0%
	<b>Sub-total</b>	<b>639</b>	<b>–</b>	<b>287</b>	<b>683</b>	<b>16,416</b>	<b>25,613</b>	<b>48.0%</b>	<b>29.0%</b>	<b>14.0%</b>	<b>6.0%</b>	<b>3.0%</b>
<b>Stormwater drainage</b>	Stormwater drainage	2,908	–	99	–	7,710	11,891	14.0%	43.0%	0.0%	0.0%	43.0%
	<b>Sub-total</b>	<b>2,908</b>	<b>–</b>	<b>99</b>	<b>–</b>	<b>7,710</b>	<b>11,891</b>	<b>14.0%</b>	<b>43.0%</b>	<b>0.0%</b>	<b>0.0%</b>	<b>43.0%</b>
<b>Open space / recreational assets</b>	Swimming pools	198	–	189	168	3,094	4,452	75.0%	0.0%	0.0%	25.0%	0.0%
	Open Space & Recreational	128	–	117	37	1,024	1,946	29.0%	40.0%	15.0%	7.0%	9.0%
	<b>Sub-total</b>	<b>326</b>	<b>–</b>	<b>306</b>	<b>205</b>	<b>4,118</b>	<b>6,398</b>	<b>61.0%</b>	<b>12.2%</b>	<b>4.6%</b>	<b>19.5%</b>	<b>2.7%</b>
<b>Total – all assets</b>		<b>20,248</b>	<b>–</b>	<b>3,316</b>	<b>5,634</b>	<b>228,153</b>	<b>350,121</b>	<b>42.4%</b>	<b>12.4%</b>	<b>23.9%</b>	<b>15.0%</b>	<b>6.3%</b>

(a) Required maintenance is the amount identified in Council's asset management plans.

## Narrandera Shire Council

### Report on infrastructure assets as at 30 June 2023 (continued)

#### Infrastructure asset condition assessment 'key'

#	Condition	Integrated planning and reporting (IP&R) description
1	Excellent/very good	No work required (normal maintenance)
2	Good	Only minor maintenance work required
3	Satisfactory	Maintenance work required
4	Poor	Renewal required
5	Very poor	Urgent renewal/upgrading required

## Narrandera Shire Council

### Report on infrastructure assets as at 30 June 2023

#### Infrastructure asset performance indicators (consolidated) <sup>(\*)</sup>

\$ '000	Amounts 2023	Indicator 2023	2022	Indicators 2021	2020	Benchmark
<b>Buildings and infrastructure renewals ratio</b>						
Asset renewals <sup>(†)</sup>	<u>2,968</u>					
Depreciation, amortisation and impairment	5,231	56.74%	154.62%	214.32%	113.12%	≥ 100.00%
<b>Infrastructure backlog ratio</b>						
Estimated cost to bring assets to a satisfactory standard	<u>20,248</u>					
Net carrying amount of infrastructure assets	237,914	8.51%	14.68%	14.52%	10.53%	< 2.00%
<b>Asset maintenance ratio</b>						
Actual asset maintenance	<u>5,634</u>					
Required asset maintenance	3,316	169.90%	190.73%	119.07%	170.30%	> 100.00%
<b>Cost to bring assets to agreed service level</b>						
Estimated cost to bring assets to an agreed service level set by Council	<u>—</u>	0.00%	0.00%	0.00%	0.00%	
Gross replacement cost	350,121					

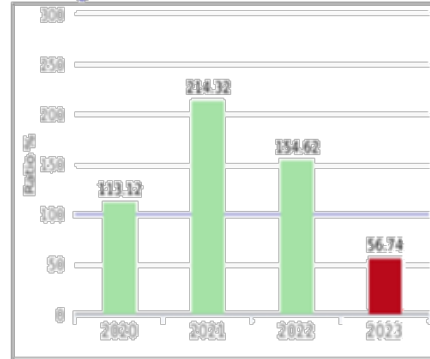
(\*) All asset performance indicators are calculated using classes identified in the previous table.

(†) Asset renewals represent the replacement and/or refurbishment of existing assets to an equivalent capacity/performance as opposed to the acquisition of new assets (or the refurbishment of old assets) that increases capacity/performance.

Narrandera Shire Council

Report on infrastructure assets as at 30 June 2023

Buildings and infrastructure renewals ratio



**Buildings and infrastructure renewals ratio**

To assess the rate at which these assets are being renewed relative to the rate at which they are depreciating.

Commentary on result	
22/23 ratio	56.74%

Council's ability to meet this ratio has been impacted by flood events and grant programs for the construction of new assets.

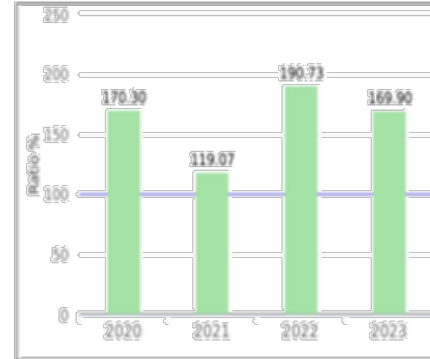
Benchmark: —  $\geq 100.00\%$

Source of benchmark: Code of Accounting Practice and Financial Reporting

Ratio achieves benchmark

Ratio is outside benchmark

Asset maintenance ratio



**Asset maintenance ratio**

Compares actual vs. required annual asset maintenance. A ratio above 1.0 indicates Council is investing enough funds to stop the infrastructure backlog growing.

Commentary on result	
22/23 ratio	169.90%

Council is expending sufficient funds to ensure the infrastructure backlog ratio remains at a satisfactory level.

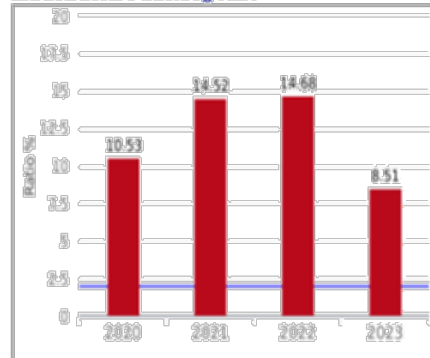
Benchmark: —  $\geq 100.00\%$

Source of benchmark: Code of Accounting Practice and Financial Reporting

Ratio achieves benchmark

Ratio is outside benchmark

Infrastructure backlog ratio



**Infrastructure backlog ratio**

This ratio shows what proportion the backlog is against the total value of the Council's infrastructure.

Commentary on result	
22/23 ratio	8.51%

Council is currently maintaining the infrastructure backlog ratio


Benchmark: —  $\leq 2.00\%$

Source of benchmark: Code of Accounting Practice and Financial Reporting

Ratio achieves benchmark

Ratio is outside benchmark

Cost to bring assets to agreed service level



**Cost to bring assets to agreed service level**

This ratio provides a snapshot of the proportion of outstanding renewal works compared to the total value of assets under Council's care and stewardship.

Commentary on result	
22/23 ratio	0.00%



## Narrandera Shire Council

### Report on infrastructure assets as at 30 June 2023

#### Infrastructure asset performance indicators (by fund)


\$ '000	General fund		Water fund		Sewer fund		Benchmark
	2023	2022	2023	2022	2023	2022	
<b>Buildings and infrastructure renewals ratio</b>							
Asset renewals	67.67%	177.93%	14.53%	0.00%	0.00%	91.80%	≥ 100.00%
Depreciation, amortisation and impairment							
<b>Infrastructure backlog ratio</b>							
Estimated cost to bring assets to a satisfactory standard	7.92%	10.33%	16.98%	48.49%	3.75%	19.04%	< 2.00%
Net carrying amount of infrastructure assets							
<b>Asset maintenance ratio</b>							
Actual asset maintenance	144.30%	163.67%	259.64%	191.57%	237.98%	494.44%	> 100.00%
Required asset maintenance							
<b>Cost to bring assets to agreed service level</b>							
Estimated cost to bring assets to an agreed service level set by Council	0.00%	0.00%	0.00%	0.00%	0.00%	0.00%	
Gross replacement cost							

*10/10/23*

*Cc Terry Clarke*



## **Disclosures by Councillors and Designated Persons Return**



**NARRANDERA SHIRE COUNCIL**

**Chambers:** 141 East Street Narrandera NSW 2700  
**Email:** council@narrandera.nsw.gov.au

**Phone:** 02 6959 5510  
**Fax:** 02 6959 1884

**Disclosures by Councillors and Designated Persons Return**

1. Pecuniary interests and other matters to be disclosed in this return are prescribed by Schedule 1 of the Model Code of Conduct for Local Councils in NSW (the Model Code of Conduct).
2. If this is the first return you have been required to lodge with the General Manager after becoming a Councillor or Designated Person, do not complete Parts C, D and I of the return. All other parts of the return should be completed with appropriate information based on your circumstances at the return date, that is, the date on which you became a Councillor or Designated Person.
3. If you have previously lodged a return with the General Manager and you are completing this return for the purposes of disclosing a new interest that was not disclosed in the last return you lodged, you must complete all parts of the return with appropriate information for the period from 30 June of the previous financial year or the date on which you became a Councillor or Designated Person, (whichever is the later date), to the return date which is the date you became aware of the new interest to be disclosed in your updated return.
4. If you have previously lodged a return with the General Manager and are submitting a new return for the new financial year, you must complete all parts of the return with appropriate information for the 12-month period commencing on 30 June of the previous year to 30 June this year.
5. This form must be completed using block letters or typed.
6. If there is insufficient space for all the information you are required to disclose, you must attach an appendix which is to be properly identified and signed by you.
7. If there are no pecuniary interests or other matters of the kind required to be disclosed under a heading in this form, the word "NIL" is to be placed in an appropriate space under that heading.

**Important information**

This information is being collected for the purpose of complying with clause 4.21 of the Model Code of Conduct.

You must not lodge a return that you know or ought reasonably to know is false or misleading in a material particular (see clause 4.23 of the Model Code of Conduct). Complaints about breaches of these requirements are to be referred to the Office of Local Government and may result in disciplinary action by the Council, the Chief Executive of the Office of Local Government or the NSW Civil and Administrative Tribunal.

The information collected on this form will be kept by the General Manager in a register of returns. The General Manager is required to table all returns at a Council meeting.

Information contained in returns made and lodged under clause 4.21 is to be made publicly available in accordance with the requirements of the Government Information (Public Access) Act 2009, the Government Information (Public Access) Regulation 2009 and any guidelines issued by the Information Commissioner.

You have an obligation to keep the information contained in this return up to date. If you become aware of a new interest that must be disclosed in this return, or an interest that you have previously failed to disclose, you must submit an updated return within three months of becoming aware of the previously undisclosed interest.

DISCLOSURE OF PECUNIARY INTERESTS AND OTHER MATTERS	
by	Cr Jenny Clarke
as at	NARRANDERA 18/7/23
in respect of the period from	30 June 22 to 30 June 23
Signature	
Date	18/7/23

Insert additional lines in the table below, if necessary

A. Real property	
Street address of each parcel of real property in which I had an interest - at the return date / at any time since 30 June	Nature of Interest
	owner
	owner
	owner

B. Sources of income		
1 • Sources of income I reasonably expect to receive from an occupation in the period commencing on the first day after the return date and ending on the following 30 June: • Sources of income I received from an occupation at any time since 30 June:		
Description of occupation	Name and address of employer or description of office held (if applicable)	Name under which partnership conducted (if applicable)
Councillor Part Pension Rent	Narrandera Shire Centrelink Rental Property	
2 • Sources of income I reasonably expect to receive from a trust in the period commencing on the first day after the return date and ending on the following 30 June: • Sources of income I received from a trust during the return period:		
Name and address of settlor		Name and address of trustee
NIL		NIL

<p><b>3</b></p> <ul style="list-style-type: none"> <li>• Sources of other income I reasonably expect to receive in the period commencing on the first day after the return date and ending on the following 30 June:</li> <li>• Sources of other income I received at any time since 30 June:</li> </ul>
<p>Include description sufficient to identify the person from whom, or the circumstances in which, that income was received</p>
<p>NIL</p>

C. Gifts	
Description of each gift I received at any time since 30 June	Name and address of donor
NIL	

D. Contributions to travel		
Name and address of each person who made any financial or other contribution to any travel undertaken by me at any time since 30 June	Dates on which travel was undertaken	Name of States, Territories of the Commonwealth and overseas countries in which travel was undertaken
NIL		

E. Interests and positions in corporations			
Name and address of each corporation in which I had an interest or held a position - at the return date / at any time since 30 June	Nature of interest (if any)	Description of position (if any)	Description of principal objects (if any) of corporation (except in case of listed company)
NIL			

**F. Were you a property developer or a close associate of a property developer on the return date? (Y/N)**

- Yes -  No

**G. Positions in trade unions and professional or business associations**

Name of each trade union and each professional or business association in which I held any position (whether remunerated or not) - at the return date / at any time since 30 June	Description of position
NIL	

**H. Debts**

Name and address of each person to whom I was liable to pay any debt - at the return date / at any time since 30 June

NIL

**I. Dispositions of property**

1 Particulars of each disposition of real property by me (including the street address of the affected property) at any time since 30 June as a result of which I retained, either wholly or in part, the use and benefit of the property or the right to re-acquire the property at a later time

NIL

2 Particulars of each disposition of property to a person by any other person under arrangements made by me (including the street address of the affected property), being dispositions made at any time since 30 June, as a result of which I obtained, either wholly or in part, the use and benefit of the property

NIL


**J. Discretionary disclosures**

NIL

CR Peter Dawson  
6/7/23



# Disclosures by Councillors and Designated Persons Return



**NARRANDERA SHIRE COUNCIL**

**Chambers:** 141 East Street Narrandera NSW 2700  
**Email:** council@narrandera.nsw.gov.au

**Phone:** 02 6959 5510  
**Fax:** 02 6959 1884

**Narrandera**  
 Shire Council

**Disclosures by Councillors and Designated Persons Return**

1. Pecuniary interests and other matters to be disclosed in this return are prescribed by Schedule 1 of the Model Code of Conduct for Local Councils in NSW (the Model Code of Conduct).
2. If this is the first return you have been required to lodge with the General Manager after becoming a Councillor or Designated Person, do not complete Parts C, D and I of the return. All other parts of the return should be completed with appropriate information based on your circumstances at the return date, that is, the date on which you became a Councillor or Designated Person.
3. If you have previously lodged a return with the General Manager and you are completing this return for the purposes of disclosing a new interest that was not disclosed in the last return you lodged, you must complete all parts of the return with appropriate information for the period from 30 June of the previous financial year or the date on which you became a Councillor or Designated Person, (whichever is the later date), to the return date which is the date you became aware of the new interest to be disclosed in your updated return.
4. If you have previously lodged a return with the General Manager and are submitting a new return for the new financial year, you must complete all parts of the return with appropriate information for the 12-month period commencing on 30 June of the previous year to 30 June this year.
5. This form must be completed using block letters or typed.
6. If there is insufficient space for all the information you are required to disclose, you must attach an appendix which is to be properly identified and signed by you.
7. If there are no pecuniary interests or other matters of the kind required to be disclosed under a heading in this form, the word "NIL" is to be placed in an appropriate space under that heading.

**Important information**

This information is being collected for the purpose of complying with clause 4.21 of the Model Code of Conduct.

You must not lodge a return that you know or ought reasonably to know is false or misleading in a material particular (see clause 4.23 of the Model Code of Conduct). Complaints about breaches of these requirements are to be referred to the Office of Local Government and may result in disciplinary action by the Council, the Chief Executive of the Office of Local Government or the NSW Civil and Administrative Tribunal.

The information collected on this form will be kept by the General Manager in a register of returns. The General Manager is required to table all returns at a Council meeting.

Information contained in returns made and lodged under clause 4.21 is to be made publicly available in accordance with the requirements of the Government Information (Public Access) Act 2009, the Government Information (Public Access) Regulation 2009 and any guidelines issued by the Information Commissioner.

You have an obligation to keep the information contained in this return up to date. If you become aware of a new interest that must be disclosed in this return, or an interest that you have previously failed to disclose, you must submit an updated return within three months of becoming aware of the previously undisclosed interest.



DISCLOSURE OF PECUNIARY INTERESTS AND OTHER MATTERS	
by	PETER CHARLES DAWSON
as at	30TH JUNE 2023
in respect of the period from	30/6/2022 to 30/6/2023
Signature	[Redacted]
Date	6 JULY 2023

Insert additional lines in the table below, if necessary

A. Real property	
Street address of each parcel of real property in which I had an interest - at the return date / at any time since 30 June	Nature of Interest
[Redacted]	JOINT OWNER
[Redacted]	JOINT OWNER
[Redacted]	DIRECTOR

B. Sources of income		
1 Sources of income I reasonably expect to receive from an occupation in the period commencing on the first day after the return date and ending on the following 30 June: Sources of income I received from an occupation at any time since 30 June:		
Description of occupation	Name and address of employer or description of office held (if applicable)	Name under which partnership conducted (if applicable)
COUNCILLOR	NARRANDERA SHIRE COUNCIL	PETER DAWSON
RENTAL PROPERTY	[Redacted]	PC & DDAWSON
RENTAL PROPERTY	[Redacted]	PC&D INVESTMENTS PTY LTD
2 Sources of income I reasonably expect to receive from a trust in the period commencing on the first day after the return date and ending on the following 30 June: Sources of income I received from a trust during the return period:		
Name and address of settlor	Name and address of trustee	
DISTRIBUTION MOGG OSBORNE (ACCOUNTANT) PO BOX 101 CORRAM VIC 3644	PC&D INVESTMENTS PTY LTD AS TRUSTEE PETER DAWSON FAMILY TRUST	

<p>3</p> <ul style="list-style-type: none"> <li>• Sources of other income I reasonably expect to receive in the period commencing on the first day after the return date and ending on the following 30 June:</li> <li>• Sources of other income I received at any time since 30 June:</li> </ul>
<p>Include description sufficient to identify the person from whom, or the circumstances in which, that income was received</p>
<p>COUNCILLOR DUTIES RENTAL INCOME</p>

C. Gifts	
Description of each gift I received at any time since 30 June	Name and address of donor
NIL	

D. Contributions to travel		
Name and address of each person who made any financial or other contribution to any travel undertaken by me at any time since 30 June	Dates on which travel was undertaken	Name of States, Territories of the Commonwealth and overseas countries in which travel was undertaken
NIL		

E. Interests and positions in corporations			
Name and address of each corporation in which I had an interest or held a position - at the return date / at any time since 30 June	Nature of interest (if any)	Description of position (if any)	Description of principal objects (if any) of corporation (except in case of listed company)
PLAD INVESTMENTS PTY LTD	DIRECTOR		

**F. Were you a property developer or a close associate of a property developer on the return date? (Y/N)**

Yes  No

**G. Positions in trade unions and professional or business associations**

Name of each trade union and each professional or business association in which I held any position (whether remunerated or not) - at the return date / at any time since 30 June	Description of position
	NIL

**H. Debts**

Name and address of each person to whom I was liable to pay any debt - at the return date / at any time since 30 June

NIL

**I. Dispositions of property**

1 Particulars of each disposition of real property by me (including the street address of the affected property) at any time since 30 June as a result of which I retained, either wholly or in part, the use and benefit of the property or the right to re-acquire the property at a later time


NIL

2 Particulars of each disposition of property to a person by any other person under arrangements made by me (including the street address of the affected property), being dispositions made at any time since 30 June, as a result of which I obtained, either wholly or in part, the use and benefit of the property

NIL

**J. Discretionary disclosures**

NIL



**NARRANDERA SHIRE COUNCIL**

**Chambers:** 141 East Street Narrandera NSW 2700  
**Email:** council@narrandera.nsw.gov.au

**Phone:** 02 6959 5510  
**Fax:** 02 6959 1884

**Disclosures by Councillors and Designated Persons Return**

1. Pecuniary interests and other matters to be disclosed in this return are prescribed by Schedule 1 of the Model Code of Conduct for Local Councils in NSW (the Model Code of Conduct).
2. If this is the first return you have been required to lodge with the General Manager after becoming a Councillor or Designated Person, do not complete Parts C, D and I of the return. All other parts of the return should be completed with appropriate information based on your circumstances at the return date, that is, the date on which you became a Councillor or Designated Person.
3. If you have previously lodged a return with the General Manager and you are completing this return for the purposes of disclosing a new interest that was not disclosed in the last return you lodged, you must complete all parts of the return with appropriate information for the period from 30 June of the previous financial year or the date on which you became a Councillor or Designated Person, (whichever is the later date), to the return date which is the date you became aware of the new interest to be disclosed in your updated return.
4. If you have previously lodged a return with the General Manager and are submitting a new return for the new financial year, you must complete all parts of the return with appropriate information for the 12-month period commencing on 30 June of the previous year to 30 June this year.
5. This form must be completed using block letters or typed.
6. If there is insufficient space for all the information you are required to disclose, you must attach an appendix which is to be properly identified and signed by you.
7. If there are no pecuniary interests or other matters of the kind required to be disclosed under a heading in this form, the word "NIL" is to be placed in an appropriate space under that heading.

**Important information**

This information is being collected for the purpose of complying with clause 4.21 of the Model Code of Conduct.

You must not lodge a return that you know or ought reasonably to know is false or misleading in a material particular (see clause 4.23 of the Model Code of Conduct). Complaints about breaches of these requirements are to be referred to the Office of Local Government and may result in disciplinary action by the Council, the Chief Executive of the Office of Local Government or the NSW Civil and Administrative Tribunal.

The information collected on this form will be kept by the General Manager in a register of returns. The General Manager is required to table all returns at a Council meeting.

Information contained in returns made and lodged under clause 4.21 is to be made publicly available in accordance with the requirements of the Government Information (Public Access) Act 2009, the Government Information (Public Access) Regulation 2009 and any guidelines issued by the Information Commissioner.

You have an obligation to keep the information contained in this return up to date. If you become aware of a new interest that must be disclosed in this return, or an interest that you have previously failed to disclose, you must submit an updated return within three months of becoming aware of the previously undisclosed interest.

DISCLOSURE OF PECUNIARY INTERESTS AND OTHER MATTERS	
by	CAMERON JAMES LANDER
as at	30 JUNE 2023
in respect of the period from	30 JUNE 2022 to 30 JUNE 2023 <del>1 JULY 2022</del>
Signature	
Date	10 JULY 2023

Insert additional lines in the table below, if necessary

A. Real property	
Street address of each parcel of real property in which I had an interest - at the return date / at any time since 30 June	Nature of Interest
 Narrandera NSW 2700	Primary Residence Joint Owner

B. Sources of income		
1		
<ul style="list-style-type: none"> <li>Sources of income I reasonably expect to receive from an occupation in the period commencing on the first day after the return date and ending on the following 30 June:</li> <li>Sources of income I received from an occupation at any time since 30 June:</li> </ul>		
Description of occupation	Name and address of employer or description of office held (if applicable)	Name under which partnership conducted (if applicable)
Secretary - Manager	Secretary - Manager (honorary) Narrandera Bowling & Recreation Club	N/A
2		
<ul style="list-style-type: none"> <li>Sources of income I reasonably expect to receive from a trust in the period commencing on the first day after the return date and ending on the following 30 June:</li> <li>Sources of income I received from a trust during the return period:</li> </ul>		
Name and address of settlor	Name and address of trustee	
N/A		

3

- Sources of other income I reasonably expect to receive in the period commencing on the first day after the return date and ending on the following 30 June:
- Sources of other income I received at any time since 30 June:

Include description sufficient to identify the person from whom, or the circumstances in which, that income was received

*CSS Superannuation Pension*

C. Gifts	
Description of each gift I received at any time since 30 June	Name and address of donor
<i>N/A</i>	

D. Contributions to travel		
Name and address of each person who made any financial or other contribution to any travel undertaken by me at any time since 30 June	Dates on which travel was undertaken	Name of States, Territories of the Commonwealth and overseas countries in which travel was undertaken
<i>Narrandera Shire Council</i>	<i>June 2022 May, June 2023</i>	<i>NSW, ACT</i>

E. Interests and positions in corporations			
Name and address of each corporation in which I had an interest or held a position - at the return date / at any time since 30 June	Nature of interest (if any)	Description of position (if any)	Description of principal objects (if any) of corporation (except in case of listed company)
<i>Narrandera Community &amp; Friends Inc 22 Roberts St Narrandera NSW 2700</i>	<i>N/A</i>	<i>Secretary</i>	<i>Not-for-profit association that assists other N-F-Is to promote Narrandera Shire's interests</i>

**F. Were you a property developer or a close associate of a property developer on the return date? (Y/N)**

Yes       No

**G. Positions in trade unions and professional or business associations**

Name of each trade union and each professional or business association in which I held any position (whether remunerated or not) - at the return date / at any time since 30 June	Description of position
N/A	

**H. Debts**

Name and address of each person to whom I was liable to pay any debt - at the return date / at any time since 30 June

N/A

**I. Dispositions of property**

1 Particulars of each disposition of real property by me (including the street address of the affected property) at any time since 30 June as a result of which I retained, either wholly or in part, the use and benefit of the property or the right to re-acquire the property at a later time

N/A

2 Particulars of each disposition of property to a person by any other person under arrangements made by me (including the street address of the affected property), being dispositions made at any time since 30 June, as a result of which I obtained, either wholly or in part, the use and benefit of the property

**J. Discretionary disclosures**

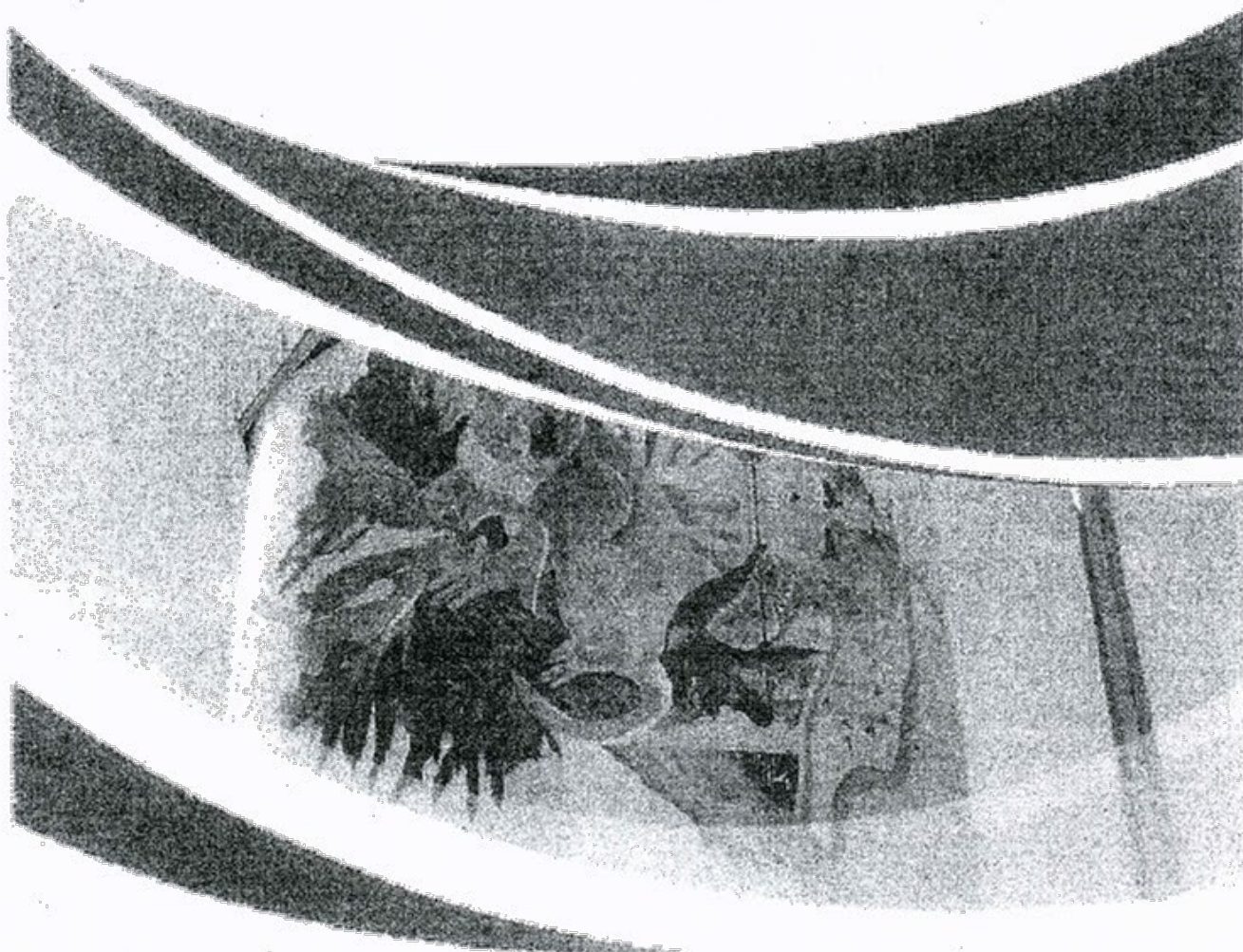
N/A



C. Lewis



## Disclosures by Councillors and Designated Persons Return



**NARRANDERA SHIRE COUNCIL**

**Chambers:** 141 East Street Narrandera NSW 2700  
**Email:** council@narrandera.nsw.gov.au

**Phone:** 02 6959 5510  
**Fax:** 02 6959 1884

**Disclosures by Councillors and Designated Persons Return**

1. Pecuniary interests and other matters to be disclosed in this return are prescribed by Schedule 1 of the Model Code of Conduct for Local Councils in NSW (the Model Code of Conduct).
2. If this is the first return you have been required to lodge with the General Manager after becoming a Councillor or Designated Person, do not complete Parts C, D and I of the return. All other parts of the return should be completed with appropriate information based on your circumstances at the return date, that is, the date on which you became a Councillor or Designated Person.
3. If you have previously lodged a return with the General Manager and you are completing this return for the purposes of disclosing a new interest that was not disclosed in the last return you lodged, you must complete all parts of the return with appropriate information for the period from 30 June of the previous financial year or the date on which you became a Councillor or Designated Person, (whichever is the later date), to the return date which is the date you became aware of the new interest to be disclosed in your updated return.
4. If you have previously lodged a return with the General Manager and are submitting a new return for the new financial year, you must complete all parts of the return with appropriate information for the 12-month period commencing on 30 June of the previous year to 30 June this year.
5. This form must be completed using block letters or typed.
6. If there is insufficient space for all the information you are required to disclose, you must attach an appendix which is to be properly identified and signed by you.
7. If there are no pecuniary interests or other matters of the kind required to be disclosed under a heading in this form, the word "NIL" is to be placed in an appropriate space under that heading.

**Important information**

This information is being collected for the purpose of complying with clause 4.21 of the Model Code of Conduct.

You must not lodge a return that you know or ought reasonably to know is false or misleading in a material particular (see clause 4.23 of the Model Code of Conduct). Complaints about breaches of these requirements are to be referred to the Office of Local Government and may result in disciplinary action by the Council, the Chief Executive of the Office of Local Government or the NSW Civil and Administrative Tribunal.

The information collected on this form will be kept by the General Manager in a register of returns. The General Manager is required to table all returns at a Council meeting.

Information contained in returns made and lodged under clause 4.21 is to be made publicly available in accordance with the requirements of the Government Information (Public Access) Act 2009, the Government Information (Public Access) Regulation 2009 and any guidelines issued by the Information Commissioner.

You have an obligation to keep the information contained in this return up to date. If you become aware of a new interest that must be disclosed in this return, or an interest that you have previously failed to disclose, you must submit an updated return within three months of becoming aware of the previously undisclosed interest.

DISCLOSURE OF PECUNIARY INTERESTS AND OTHER MATTERS	
by	Cr Tracey Lewis
as at	18/7/23
in respect of the period from	30 JUNE 2022 to 30 JUNE 2023
Signature	[Redacted]
Date	18/7/23

Insert additional lines in the table below, if necessary

A. Real property	
Street address of each parcel of real property in which I had an interest - at the return date or at any time since 30 June	Nature of Interest
[Redacted]	owner

B. Sources of income		
1 * Sources of income I reasonably expect to receive from an occupation in the period commencing on the first day after the return date and ending on the following 30 June: * Sources of income I received from an occupation at any time since 30 June:		
Description of occupation	Name and address of employer or description of office held (if applicable)	Name under which partnership conducted (if applicable)
Handdresser & cafe owner	[Redacted]	Tracey Lewis
2 * Sources of income I reasonably expect to receive from a trust in the period commencing on the first day after the return date and ending on the following 30 June: * Sources of income I received from a trust during the return period:		
Name and address of settlor		Name and address of trustee
NIL		NIL

**3 \* Sources of other income I reasonably expect to receive in the period commencing on the first day after the return date and ending on the following 30 June:**  
**\* Sources of other income I received at any time since 30 June:**

Include description sufficient to identify the person from whom, or the circumstances in which, that income was received

NIL

C. Gifts	
Description of each gift I received at any time since 30 June	Name and address of donor
NIL	

D. Contributions to travel		
Name and address of each person who made any financial or other contribution to any travel undertaken by me at any time since 30 June	Dates on which travel was undertaken	Name of States, Territories of the Commonwealth and overseas countries in which travel was undertaken
NIL		

E. Interests and positions in corporations			
Name and address of each corporation in which I had an interest or held a position - at the return date / at any time since 30 June	Nature of interest (if any)	Description of position (if any)	Description of principal objects (if any) of corporation (except in case of listed company)
NIL			

**F. Were you a property developer or a close associate of a property developer on the return date? (Y/N)**

Yes  No

**G. Positions in trade unions and professional or business associations**

Name of each trade union and each professional or business association in which I held any position (whether remunerated or not) - at the return date / at any time since 30 June	Description of position
NIL.	

**H. Debts**

Name and address of each person to whom I was liable to pay any debt - at the return date / at any time since 30 June

Pepper Home Loans  
Narrandera Shire Council  
Volswagon Loan.

**I. Dispositions of property**

1 Particulars of each disposition of real property by me (including the street address of the affected property) at any time since 30 June as a result of which I retained, either wholly or in part, the use and benefit of the property or the right to re-acquire the property at a later time

NIL

2 Particulars of each disposition of property to a person by any other person under arrangements made by me (including the street address of the affected property), being dispositions made at any time since 30 June, as a result of which I obtained, either wholly or in part, the use and benefit of the property

NIL.


**J. Discretionary disclosures**

NIL

*Ce B. Lyons*



## **Disclosures by Councillors and Designated Persons Return**



**NARRANDERA SHIRE COUNCIL**

**Chambers:** 141 East Street Narrandera NSW 2700  
**Email:** council@narrandera.nsw.gov.au

**Phone:** 02 6959 5510  
**Fax:** 02 6959 1884

**Disclosures by Councillors and Designated Persons Return**

1. Pecuniary interests and other matters to be disclosed in this return are prescribed by Schedule 1 of the Model Code of Conduct for Local Councils in NSW (the Model Code of Conduct).
2. If this is the first return you have been required to lodge with the General Manager after becoming a Councillor or Designated Person, do not complete Parts C, D and I of the return. All other parts of the return should be completed with appropriate information based on your circumstances at the return date, that is, the date on which you became a Councillor or Designated Person.
3. If you have previously lodged a return with the General Manager and you are completing this return for the purposes of disclosing a new interest that was not disclosed in the last return you lodged, you must complete all parts of the return with appropriate information for the period from 30 June of the previous financial year or the date on which you became a Councillor or Designated Person, (whichever is the later date), to the return date which is the date you became aware of the new interest to be disclosed in your updated return.
4. If you have previously lodged a return with the General Manager and are submitting a new return for the new financial year, you must complete all parts of the return with appropriate information for the 12-month period commencing on 30 June of the previous year to 30 June this year.
5. This form must be completed using block letters or typed.
6. If there is insufficient space for all the information you are required to disclose, you must attach an appendix which is to be properly identified and signed by you.
7. If there are no pecuniary interests or other matters of the kind required to be disclosed under a heading in this form, the word "NIL" is to be placed in an appropriate space under that heading.

**Important information**

This information is being collected for the purpose of complying with clause 4.21 of the Model Code of Conduct.

You must not lodge a return that you know or ought reasonably to know is false or misleading in a material particular (see clause 4.23 of the Model Code of Conduct). Complaints about breaches of these requirements are to be referred to the Office of Local Government and may result in disciplinary action by the Council, the Chief Executive of the Office of Local Government or the NSW Civil and Administrative Tribunal.

The information collected on this form will be kept by the General Manager in a register of returns. The General Manager is required to table all returns at a Council meeting.

Information contained in returns made and lodged under clause 4.21 is to be made publicly available in accordance with the requirements of the Government Information (Public Access) Act 2009, the Government Information (Public Access) Regulation 2009 and any guidelines issued by the Information Commissioner.

You have an obligation to keep the information contained in this return up to date. If you become aware of a new interest that must be disclosed in this return, or an interest that you have previously failed to disclose, you must submit an updated return within three months of becoming aware of the previously undisclosed interest.

DISCLOSURE OF PECUNIARY INTERESTS AND OTHER MATTERS	
by	Braden Lyons
as at 19/7/23	[REDACTED], Nauru
in respect of the period from	30 June 2022 to 30 June 2023
Signature	[REDACTED]
Date	19/7/23

Insert additional lines in the table below, if necessary

A. Real property	
Street address of each parcel of real property in which I had an interest - at the return date / at any time since 30 June	Nature of Interest
NIL	NIL

B. Sources of income		
1. Sources of income I reasonably expect to receive from an occupation in the period commencing on the first day after the return date and ending on the following 30 June: Sources of income I received from an occupation at any time since 30 June:		
Description of occupation	Name and address of employer or description of office held (if applicable)	Name under which partnership conducted (if applicable)
SLSO/AEO	Nauru High School	
2. Sources of income I reasonably expect to receive from a trust in the period commencing on the first day after the return date and ending on the following 30 June: Sources of income I received from a trust during the return period:		
Name and address of settlor		Name and address of trustee
NIL		NIL



3. Sources of other income I reasonably expect to receive in the period commencing on the first day after the return date and ending on the following 30 June:  
 Sources of other income I received at any time since 30 June:

Include description sufficient to identify the person from whom, or the circumstances in which, that income was received

SLSO/AGO - Narrandera High School

C. Gifts	
Description of each gift I received at any time since 30 June	Name and address of donor
NIL	NIL

D. Contributions to travel		
Name and address of each person who made any financial or other contribution to any travel undertaken by me at any time since 30 June	Dates on which travel was undertaken	Name of States, Territories of the Commonwealth and overseas countries in which travel was undertaken
NIL	NIL	NIL

E. Interests and positions in corporations			
Name and address of each corporation in which I had an interest or held a position - at the return date / at any time since 30 June	Nature of interest (if any)	Description of position (if any)	Description of principal objects (if any) of corporation (except in case of listed company)
NIL	NIL	NIL	NIL

**F. Were you a property developer or a close associate of a property developer on the return date? (Y/N)**

Yes No

**G. Positions in trade unions and professional or business associations**

Name of each trade union and each professional or business association in which I held any position (whether remunerated or not) - at the return date / at any time since 30 June	Description of position
NIL	NIL

**H. Debts**

Name and address of each person to whom I was liable to pay any debt - at the return date / at any time since 30 June

Commonwealth Bank loan - car

**I. Dispositions of property**

1. Particulars of each disposition of real property by me (including the street address of the affected property) at any time since 30 June as a result of which I retained, either wholly or in part, the use and benefit of the property or the right to re-acquire the property at a later time

NIL

2. Particulars of each disposition of property to a person by any other person under arrangements made by me (including the street address of the affected property); being dispositions made at any time since 30 June, as a result of which I obtained, either wholly or in part, the use and benefit of the property

NIL

**J. Discretionary disclosures**


NIL

*18/10/23*

*Cr Kevin Morris*



## **Disclosures by Councillors and Designated Persons Return**



**NARRANDERA SHIRE COUNCIL**

**Chambers:** 141 East Street Narrandera NSW 2700  
**Email:** council@narrandera.nsw.gov.au

**Phone:** 02 6959 5510  
**Fax:** 02 6959 1884

**Disclosures by Councillors and Designated Persons Return**

1. Pecuniary interests and other matters to be disclosed in this return are prescribed by Schedule 1 of the Model Code of Conduct for Local Councils in NSW (the Model Code of Conduct).
2. If this is the first return you have been required to lodge with the General Manager after becoming a Councillor or Designated Person, do not complete Parts C, D and I of the return. All other parts of the return should be completed with appropriate information based on your circumstances at the return date, that is, the date on which you became a Councillor or Designated Person.
3. If you have previously lodged a return with the General Manager and you are completing this return for the purposes of disclosing a new interest that was not disclosed in the last return you lodged, you must complete all parts of the return with appropriate information for the period from 30 June of the previous financial year or the date on which you became a Councillor or Designated Person, (whichever is the later date), to the return date which is the date you became aware of the new interest to be disclosed in your updated return.
4. If you have previously lodged a return with the General Manager and are submitting a new return for the new financial year, you must complete all parts of the return with appropriate information for the 12-month period commencing on 30 June of the previous year to 30 June this year.
5. This form must be completed using block letters or typed.
6. If there is insufficient space for all the information you are required to disclose, you must attach an appendix which is to be properly identified and signed by you.
7. If there are no pecuniary interests or other matters of the kind required to be disclosed under a heading in this form, the word "NIL" is to be placed in an appropriate space under that heading.

**Important information**

This information is being collected for the purpose of complying with clause 4.21 of the Model Code of Conduct.

You must not lodge a return that you know or ought reasonably to know is false or misleading in a material particular (see clause 4.23 of the Model Code of Conduct). Complaints about breaches of these requirements are to be referred to the Office of Local Government and may result in disciplinary action by the Council, the Chief Executive of the Office of Local Government or the NSW Civil and Administrative Tribunal.

The information collected on this form will be kept by the General Manager in a register of returns. The General Manager is required to table all returns at a Council meeting.

Information contained in returns made and lodged under clause 4.21 is to be made publicly available in accordance with the requirements of the Government Information (Public Access) Act 2009, the Government Information (Public Access) Regulation 2009 and any guidelines issued by the Information Commissioner.

You have an obligation to keep the information contained in this return up to date. If you become aware of a new interest that must be disclosed in this return, or an interest that you have previously failed to disclose, you must submit an updated return within three months of becoming aware of the previously undisclosed interest.

DISCLOSURE OF PECUNIARY INTERESTS AND OTHER MATTERS	
by	CR KEVIN MORRIS
as at	19-02-23
in respect of the period from	30 JUNE 2022 to 30 JUNE 2023
Signature	[Redacted Signature]
Date	19.02.23

Insert additional lines in the table below, if necessary

A. Real property	
Street address of each parcel of real property in which I had an interest - at the return date / at any time since 30 June	Nature of Interest
[Redacted Address]	OWNER
[Redacted Address]	OWNER
[Redacted Address]	OWNER
[Redacted Address]	OWNER


B. Sources of income		
1 • Sources of income I reasonably expect to receive from an occupation in the period commencing on the first day after the return date and ending on the following 30 June: • Sources of income I received from an occupation at any time since 30 June:		
Description of occupation	Name and address of employer or description of office held (if applicable)	Name under which partnership conducted (if applicable)
PARMGR	FARM OWNER	N/A
2 • Sources of income I reasonably expect to receive from a trust in the period commencing on the first day after the return date and ending on the following 30 June: • Sources of income I received from a trust during the return period:		
Name and address of settlor		Name and address of trustee
N/A		N/A

<p><b>3</b></p> <ul style="list-style-type: none"> <li>• Sources of other income I reasonably expect to receive in the period commencing on the first day after the return date and ending on the following 30 June:</li> <li>• Sources of other income I received at any time since 30 June:</li> </ul>
<p>Include description sufficient to identify the person from whom, or the circumstances in which, that income was received</p>

C. Gifts	
Description of each gift I received at any time since 30 June	Name and address of donor
NA	NA

D. Contributions to travel		
Name and address of each person who made any financial or other contribution to any travel undertaken by me at any time since 30 June	Dates on which travel was undertaken	Name of States, Territories of the Commonwealth and overseas countries in which travel was undertaken
NA		

E. Interests and positions in corporations			
Name and address of each corporation in which I had an interest or held a position - at the return date / at any time since 30 June	Nature of interest (if any)	Description of position (if any)	Description of principal objects (if any) of corporation (except in case of listed company)
NA			



**F. Were you a property developer or a close associate of a property developer on the return date? (Y/N)**

Yes       No

**G. Positions in trade unions and professional or business associations**

Name of each trade union and each professional or business association in which I held any position (whether remunerated or not) - at the return date / at any time since 30 June	Description of position
NA	NA

**H. Debts**

Name and address of each person to whom I was liable to pay any debt - at the return date / at any time since 30 June

NAB BANK

**I. Dispositions of property**

1 Particulars of each disposition of real property by me (including the street address of the affected property) at any time since 30 June as a result of which I retained, either wholly or in part, the use and benefit of the property or the right to re-acquire the property at a later time

NA

2 Particulars of each disposition of property to a person by any other person under arrangements made by me (including the street address of the affected property), being dispositions made at any time since 30 June, as a result of which I obtained, either wholly or in part, the use and benefit of the property

NA

**J. Discretionary disclosures**

NIL


*CW 5/1/23*

*Cc Narelle Payne*



**Narrandera**  
Shire Council

# Disclosures by Councillors and Designated Persons Return





**NARRANDERA SHIRE COUNCIL**

**Chambers:** 141 East Street Narrandera NSW 2700  
**Email:** council@narrandera.nsw.gov.au

**Phone:** 02 6959 5510  
**Fax:** 02 6959 1884

**Narrandera**  
Shire Council

**Disclosures by Councillors and Designated Persons Return**

1. Pecuniary interests and other matters to be disclosed in this return are prescribed by Schedule 1 of the Model Code of Conduct for Local Councils in NSW (the Model Code of Conduct).
2. If this is the first return you have been required to lodge with the General Manager after becoming a Councillor or Designated Person, do not complete Parts C, D and I of the return. All other parts of the return should be completed with appropriate information based on your circumstances at the return date, that is, the date on which you became a Councillor or Designated Person.
3. If you have previously lodged a return with the General Manager and you are completing this return for the purposes of disclosing a new interest that was not disclosed in the last return you lodged, you must complete all parts of the return with appropriate information for the period from 30 June of the previous financial year or the date on which you became a Councillor or Designated Person, (whichever is the later date), to the return date which is the date you became aware of the new interest to be disclosed in your updated return.
4. If you have previously lodged a return with the General Manager and are submitting a new return for the new financial year, you must complete all parts of the return with appropriate information for the 12-month period commencing on 30 June of the previous year to 30 June this year.
5. This form must be completed using block letters or typed.
6. If there is insufficient space for all the information you are required to disclose, you must attach an appendix which is to be properly identified and signed by you.
7. If there are no pecuniary interests or other matters of the kind required to be disclosed under a heading in this form, the word "NIL" is to be placed in an appropriate space under that heading.

**Important information**


This information is being collected for the purpose of complying with clause 4.21 of the Model Code of Conduct.

You must not lodge a return that you know or ought reasonably to know is false or misleading in a material particular (see clause 4.23 of the Model Code of Conduct). Complaints about breaches of these requirements are to be referred to the Office of Local Government and may result in disciplinary action by the Council, the Chief Executive of the Office of Local Government or the NSW Civil and Administrative Tribunal.


The information collected on this form will be kept by the General Manager in a register of returns. The General Manager is required to table all returns at a Council meeting.

Information contained in returns made and lodged under clause 4.21 is to be made publicly available in accordance with the requirements of the Government Information (Public Access) Act 2009, the Government Information (Public Access) Regulation 2009 and any guidelines issued by the Information Commissioner.

You have an obligation to keep the information contained in this return up to date. If you become aware of a new interest that must be disclosed in this return, or an interest that you have previously failed to disclose, you must submit an updated return within three months of becoming aware of the previously undisclosed interest.

DISCLOSURE OF PECUNIARY INTERESTS AND OTHER MATTERS	
by	COUNCILLOR NARELLE PAYNE
as at	23 <sup>rd</sup> June 2023
in respect of the period from	<del>30<sup>th</sup> June</del> 1 <sup>st</sup> July 2022 to 30 <sup>th</sup> June 2023
Signature	
Date	<del>23/6/2023</del> 1 <sup>st</sup> July 2023

Insert additional lines in the table below, if necessary

A. Real property	
Street address of each parcel of real property in which I had an interest - at the return date / at any time since 30 June	Nature of Interest
 NSW	Home owner

B. Sources of income		
1		
<ul style="list-style-type: none"> <li>Sources of income I reasonably expect to receive from an occupation in the period commencing on the first day after the return date and ending on the following 30 June;</li> <li>Sources of income I received from an occupation at any time since 30 June:</li> </ul>		
Description of occupation	Name and address of employer or description of office held (if applicable)	Name under which partnership conducted (if applicable)
Private Tutoring	* Separate list attached .	N/A
2		
<ul style="list-style-type: none"> <li>Sources of income I reasonably expect to receive from a trust in the period commencing on the first day after the return date and ending on the following 30 June;</li> <li>Sources of income I received from a trust during the return period:</li> </ul>		
Name and address of settlor		Name and address of trustee
N/A		N/A

<p>3</p> <ul style="list-style-type: none"> <li>Sources of other income I reasonably expect to receive in the period commencing on the first day after the return date and ending on the following 30 June:</li> <li>Sources of other income I received at any time since 30 June:</li> </ul>
<p>Include description sufficient to identify the person from whom, or the circumstances in which, that income was received</p>
<p>* Information supplied in PART B #1</p>

C. Gifts	
Description of each gift I received at any time since 30 June	Name and address of donor
NIL	N/A

D. Contributions to travel		
Name and address of each person who made any financial or other contribution to any travel undertaken by me at any time since 30 June	Dates on which travel was undertaken	Name of States, Territories of the Commonwealth and overseas countries in which travel was undertaken
NIL	N/A	N/A

E. Interests and positions in corporations			
Name and address of each corporation in which I had an interest or held a position - at the return date / at any time since 30 June	Nature of interest (if any)	Description of position (if any)	Description of principal objects (if any) of corporation (except in case of listed company)
N/A	N/A	N/A	N/A
N/A	N/A	N/A	N/A

**F. Were you a property developer or a close associate of a property developer on the return date? (Y/N)**

Yes  No

**G. Positions in trade unions and professional or business associations**

Name of each trade union and each professional or business association in which I held any position (whether remunerated or not) - at the return date / at any time since 30 June	Description of position
N/A	N/A

**H. Debts**

Name and address of each person to whom I was liable to pay any debt - at the return date / at any time since 30 June

*Credit Card - National Australia Bank*

**I. Dispositions of property**

1 Particulars of each disposition of real property by me (including the street address of the affected property) at any time since 30 June as a result of which I retained, either wholly or in part, the use and benefit of the property or the right to re-acquire the property at a later time

*N/A*

2 Particulars of each disposition of property to a person by any other person under arrangements made by me (including the street address of the affected property), being dispositions made at any time since 30 June, as a result of which I obtained, either wholly or in part, the use and benefit of the property

*N/A*

**J. Discretionary disclosures**

*N/A*


CR S. RUFFLES

CP 3/1/23



**Narrandera**  
Shire Council

## **Disclosures by Councillors and Designated Persons Return**



**NARRANDERA SHIRE COUNCIL**

**Chambers:** 141 East Street Narrandera NSW 2700  
**Email:** council@narrandera.nsw.gov.au

**Phone:** 02 6959 5510  
**Fax:** 02 6959 1884

**Disclosures by Councillors and Designated Persons Return**

1. Pecuniary interests and other matters to be disclosed in this return are prescribed by Schedule 1 of the Model Code of Conduct for Local Councils in NSW (the Model Code of Conduct).
2. If this is the first return you have been required to lodge with the General Manager after becoming a Councillor or Designated Person, do not complete Parts C, D and I of the return. All other parts of the return should be completed with appropriate information based on your circumstances at the return date, that is, the date on which you became a Councillor or Designated Person.
3. If you have previously lodged a return with the General Manager and you are completing this return for the purposes of disclosing a new interest that was not disclosed in the last return you lodged, you must complete all parts of the return with appropriate information for the period from 30 June of the previous financial year or the date on which you became a Councillor or Designated Person, (whichever is the later date), to the return date which is the date you became aware of the new interest to be disclosed in your updated return.
4. If you have previously lodged a return with the General Manager and are submitting a new return for the new financial year, you must complete all parts of the return with appropriate information for the 12-month period commencing on 30 June of the previous year to 30 June this year.
5. This form must be completed using block letters or typed.
6. If there is insufficient space for all the information you are required to disclose, you must attach an appendix which is to be properly identified and signed by you.
7. If there are no pecuniary interests or other matters of the kind required to be disclosed under a heading in this form, the word "NIL" is to be placed in an appropriate space under that heading.

**Important information**

This information is being collected for the purpose of complying with clause 4.21 of the Model Code of Conduct.

You must not lodge a return that you know or ought reasonably to know is false or misleading in a material particular (see clause 4.23 of the Model Code of Conduct). Complaints about breaches of these requirements are to be referred to the Office of Local Government and may result in disciplinary action by the Council, the Chief Executive of the Office of Local Government or the NSW Civil and Administrative Tribunal.

The information collected on this form will be kept by the General Manager in a register of returns. The General Manager is required to table all returns at a Council meeting.

Information contained in returns made and lodged under clause 4.21 is to be made publicly available in accordance with the requirements of the Government Information (Public Access) Act 2009, the Government Information (Public Access) Regulation 2009 and any guidelines issued by the Information Commissioner.

You have an obligation to keep the information contained in this return up to date. If you become aware of a new interest that must be disclosed in this return, or an interest that you have previously failed to disclose, you must submit an updated return within three months of becoming aware of the previously undisclosed interest.

DISCLOSURE OF PECUNIARY INTERESTS AND OTHER MATTERS	
by	Susan Ruffles
as at	20.06.2023
in respect of the period from	30.06.22 to 30.06.23
Signature	[Redacted]
Date	<del>20.06.23</del> 3.7.23

Insert additional lines in the table below, if necessary

A. Real property	
Street address of each parcel of real property in which I had an interest - at the return date / at any time since 30 June	Nature of Interest
[Redacted]	My property
[Redacted]	My property
[Redacted]	Partners Property
[Redacted]	Sisters Property
[Redacted]	Cousin's Property
[Redacted]	Daughter's Property

B. Sources of income		
1. Sources of income I reasonably expect to receive from an occupation in the period commencing on the first day after the return date and ending on the following 30 June: Sources of income I received from an occupation at any time since 30 June:		
Description of occupation	Name and address of employer or description of office held (if applicable)	Name under which partnership conducted (if applicable)
Education NSW Department	NSW Department of Education	N/A
2. Sources of income I reasonably expect to receive from a trust in the period commencing on the first day after the return date and ending on the following 30 June: Sources of income I received from a trust during the return period:		
Name and address of settlor		Name and address of trustee
N/A		N/A

3. Sources of other income I reasonably expect to receive in the period commencing on the first day after the return date and ending on the following 30 June:  
 Sources of other income I received at any time since 30 June:

Include description sufficient to identify the person from whom, or the circumstances in which, that income was received

Rent from tenants at property [redacted] Narrandera

C. Gifts	
Description of each gift I received at any time since 30 June	Name and address of donor
N/A	N/A

D. Contributions to travel		
Name and address of each person who made any financial or other contribution to any travel undertaken by me at any time since 30 June	Dates on which travel was undertaken	Name of States, Territories of the Commonwealth and overseas countries in which travel was undertaken
N/A	N/A	N/A

E. Interests and positions in corporations			
Name and address of each corporation in which I had an interest or held a position at the return date / at any time since 30 June	Nature of interest (if any)	Description of position (if any)	Description of principal objects (if any) of corporation (except in case of listed company)
NIL	NIL	NIL	NIL



**F. Were you a property developer or a close associate of a property developer on the return date? (Y/N)**

Yes  No

**G. Positions in trade unions and professional or business associations**

Name of each trade union and each professional or business association in which I held any position (whether remunerated or not) at the return date / at any time since 30 June	Description of position
NIL	NIL

**H. Debts**

Name and address of each person to whom I was liable to pay any debt at the return date / at any time since 30 June

N/A

**I. Dispositions of property**

**1** Particulars of each disposition of real property by me (including the street address of the affected property) at any time since 30 June as a result of which I retained, either wholly or in part, the use and benefit of the property or the right to re-acquire the property at a later time

N/A

**2** Particulars of each disposition of property to a person by any other person under arrangements made by me (including the street address of the affected property), being dispositions made at any time since 30 June, as a result of which I obtained, either wholly or in part, the use and benefit of the property

N/A

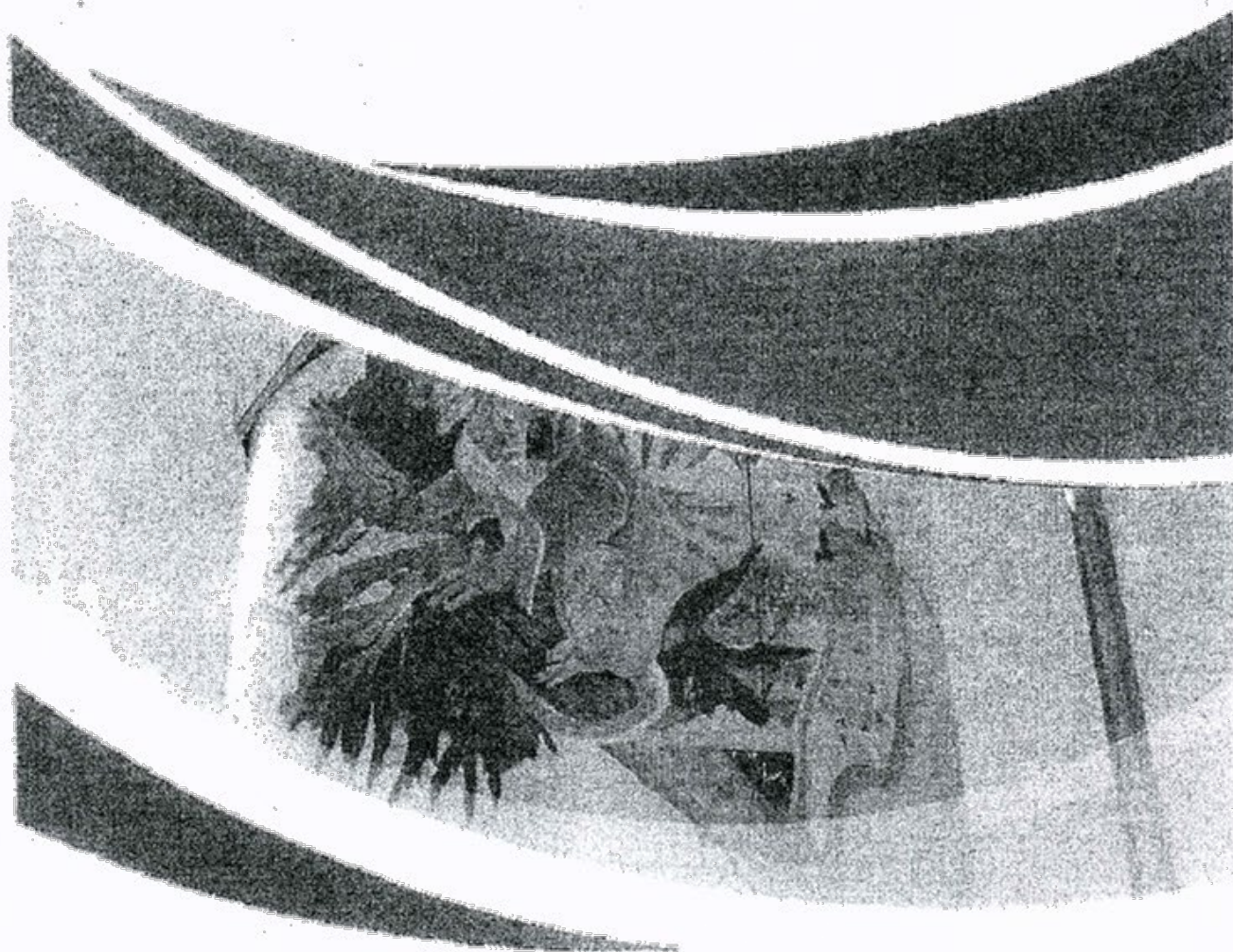
**J. Discretionary disclosures**

N/A



OK  
3/7/23

## Disclosures by Councillors and Designated Persons Return



**NARRANDERA SHIRE COUNCIL**

**Chambers:** 141 East Street Narrandera NSW 2700  
**Email:** council@narrandera.nsw.gov.au

**Phone:** 02 6959 5510  
**Fax:** 02 6959 1884

**Disclosures by Councillors and Designated Persons Return**

1. Pecuniary interests and other matters to be disclosed in this return are prescribed by Schedule 1 of the Model Code of Conduct for Local Councils in NSW (the Model Code of Conduct).
2. If this is the first return you have been required to lodge with the General Manager after becoming a Councillor or Designated Person, do not complete Parts C, D and I of the return. All other parts of the return should be completed with appropriate information based on your circumstances at the return date, that is, the date on which you became a Councillor or Designated Person.
3. If you have previously lodged a return with the General Manager and you are completing this return for the purposes of disclosing a new interest that was not disclosed in the last return you lodged, you must complete all parts of the return with appropriate information for the period from 30 June of the previous financial year or the date on which you became a Councillor or Designated Person, (whichever is the later date), to the return date which is the date you became aware of the new interest to be disclosed in your updated return.
4. If you have previously lodged a return with the General Manager and are submitting a new return for the new financial year, you must complete all parts of the return with appropriate information for the 12-month period commencing on 30 June of the previous year to 30 June this year.
5. This form must be completed using block letters or typed.
6. If there is insufficient space for all the information you are required to disclose, you must attach an appendix which is to be properly identified and signed by you.
7. If there are no pecuniary interests or other matters of the kind required to be disclosed under a heading in this form, the word "NIL" is to be placed in an appropriate space under that heading.

**Important information**


This information is being collected for the purpose of complying with clause 4.21 of the Model Code of Conduct.

You must not lodge a return that you know or ought reasonably to know is false or misleading in a material particular (see clause 4.23 of the Model Code of Conduct). Complaints about breaches of these requirements are to be referred to the Office of Local Government and may result in disciplinary action by the Council, the Chief Executive of the Office of Local Government or the NSW Civil and Administrative Tribunal.

The information collected on this form will be kept by the General Manager in a register of returns. The General Manager is required to table all returns at a Council meeting.

Information contained in returns made and lodged under clause 4.21 is to be made publicly available in accordance with the requirements of the Government Information (Public Access) Act 2009, the Government Information (Public Access) Regulation 2009 and any guidelines issued by the Information Commissioner.

You have an obligation to keep the information contained in this return up to date. If you become aware of a new interest that must be disclosed in this return, or an interest that you have previously failed to disclose, you must submit an updated return within three months of becoming aware of the previously undisclosed interest.

DISCLOSURE OF PECUNIARY INTERESTS AND OTHER MATTERS	
by	GEORGE COWAN
as at	21st JUNE 2023
in respect of the period from	30 JUNE 2022 to 30 JUNE 2023
Signature	
Date	1/7/23

Insert additional lines in the table below, if necessary

A. Real property	
Street address of each parcel of real property in which I had an interest - at the return date / at any time since 30 June	Nature of Interest
NIL	

B. Sources of income		
1 • Sources of income I reasonably expect to receive from an occupation in the period commencing on the first day after the return date and ending on the following 30 June: • Sources of income I received from an occupation at any time since 30 June:		
Description of occupation	Name and address of employer or description of office held (if applicable)	Name under which partnership conducted (if applicable)
MANAGER.	NARRANDERRA SHIRE COUNCIL	
2 • Sources of income I reasonably expect to receive from a trust in the period commencing on the first day after the return date and ending on the following 30 June: • Sources of income I received from a trust during the return period:		
Name and address of settlor		Name and address of trustee
NIL		

**3**

- Sources of other income I reasonably expect to receive in the period commencing on the first day after the return date and ending on the following 30 June:
- Sources of other income I received at any time since 30 June:

Include description sufficient to identify the person from whom, or the circumstances in which, that income was received

*ACTIVE SUPERANNUATION*

C. Gifts	
Description of each gift I received at any time since 30 June	Name and address of donor
<i>NIL</i>	

D. Contributions to travel		
Name and address of each person who made any financial or other contribution to any travel undertaken by me at any time since 30 June	Dates on which travel was undertaken	Name of States, Territories of the Commonwealth and overseas countries in which travel was undertaken
<i>NIL</i>		

E. Interests and positions in corporations			
Name and address of each corporation in which I had an interest or held a position - at the return date / at any time since 30 June	Nature of interest (if any)	Description of position (if any)	Description of principal objects (if any) of corporation (except in case of listed company)
<i>NIL</i>			

**F. Were you a property developer or a close associate of a property developer on the return date? (Y/N)**

Yes  No

**G. Positions in trade unions and professional or business associations**

Name of each trade union and each professional or business association in which I held any position (whether remunerated or not) - at the return date / at any time since 30 June	Description of position
NIL	

**H. Debts**

Name and address of each person to whom I was liable to pay any debt - at the return date / at any time since 30 June

NIL

**I. Dispositions of property**

1 Particulars of each disposition of real property by me (including the street address of the affected property) at any time since 30 June as a result of which I retained, either wholly or in part, the use and benefit of the property or the right to re-acquire the property at a later time

NIL

2 Particulars of each disposition of property to a person by any other person under arrangements made by me (including the street address of the affected property), being dispositions made at any time since 30 June, as a result of which I obtained, either wholly or in part, the use and benefit of the property

NIL


**Discretionary disclosures**

NIL

mg  
7/7/23



# Disclosures by Councillors and Designated Persons Return



**NARRANDERA SHIRE COUNCIL**

**Chambers:** 141 East Street Narrandera NSW 2700  
**Email:** council@narrandera.nsw.gov.au

**Phone:** 02 6959 5510  
**Fax:** 02 6959 1884

**Disclosures by Councillors and Designated Persons Return**

1. Pecuniary interests and other matters to be disclosed in this return are prescribed by Schedule 1 of the Model Code of Conduct for Local Councils in NSW (the Model Code of Conduct).
2. If this is the first return you have been required to lodge with the General Manager after becoming a Councillor or Designated Person, do not complete Parts C, D and I of the return. All other parts of the return should be completed with appropriate information based on your circumstances at the return date, that is, the date on which you became a Councillor or Designated Person.
3. If you have previously lodged a return with the General Manager and you are completing this return for the purposes of disclosing a new interest that was not disclosed in the last return you lodged, you must complete all parts of the return with appropriate information for the period from 30 June of the previous financial year or the date on which you became a Councillor or Designated Person, (whichever is the later date), to the return date which is the date you became aware of the new interest to be disclosed in your updated return.
4. If you have previously lodged a return with the General Manager and are submitting a new return for the new financial year, you must complete all parts of the return with appropriate information for the 12-month period commencing on 30 June of the previous year to 30 June this year.
5. This form must be completed using block letters or typed.
6. If there is insufficient space for all the information you are required to disclose, you must attach an appendix which is to be properly identified and signed by you.
7. If there are no pecuniary interests or other matters of the kind required to be disclosed under a heading in this form, the word "NIL" is to be placed in an appropriate space under that heading.

**Important information**

This information is being collected for the purpose of complying with clause 4.21 of the Model Code of Conduct.


You must not lodge a return that you know or ought reasonably to know is false or misleading in a material particular (see clause 4.23 of the Model Code of Conduct). Complaints about breaches of these requirements are to be referred to the Office of Local Government and may result in disciplinary action by the Council, the Chief Executive of the Office of Local Government or the NSW Civil and Administrative Tribunal.

The information collected on this form will be kept by the General Manager in a register of returns. The General Manager is required to table all returns at a Council meeting.


Information contained in returns made and lodged under clause 4.21 is to be made publicly available in accordance with the requirements of the Government Information (Public Access) Act 2009, the Government Information (Public Access) Regulation 2009 and any guidelines issued by the Information Commissioner.

You have an obligation to keep the information contained in this return up to date. If you become aware of a new interest that must be disclosed in this return, or an interest that you have previously failed to disclose, you must submit an updated return within three months of becoming aware of the previously undisclosed interest.



DISCLOSURE OF PECUNIARY INTERESTS AND OTHER MATTERS	
by	Martin Hiscox
as at	30/6/2023
in respect of the period from	1/7/2022 to 30/6/2023.
Signature	
Date	7/7/2023

Insert additional lines in the table below, if necessary

A. Real property	
Street address of each parcel of real property in which I had an interest - at the return date / at any time since 30 June	Nature of Interest
	Residence owned with spouse

B. Sources of income		
1		
<ul style="list-style-type: none"> <li>Sources of income I reasonably expect to receive from an occupation in the period commencing on the first day after the return date and ending on the following 30 June:</li> <li>Sources of income I received from an occupation at any time since 30 June:</li> </ul>		
Description of occupation	Name and address of employer or description of office held (if applicable)	Name under which partnership conducted (if applicable)
Deputy General Manager	Narrandera Shire Council 141 East St Narrandera 2700	N/A
2		
<ul style="list-style-type: none"> <li>Sources of income I reasonably expect to receive from a trust in the period commencing on the first day after the return date and ending on the following 30 June:</li> <li>Sources of income I received from a trust during the return period:</li> </ul>		
Name and address of settlor	Name and address of trustee	
NIL		

3	<ul style="list-style-type: none"> <li>Sources of other income I reasonably expect to receive in the period commencing on the first day after the return date and ending on the following 30 June:</li> <li>Sources of other income I received at any time since 30 June:</li> </ul>
Include description sufficient to identify the person from whom, or the circumstances in which, that income was received	
Interest from bank accounts and dividends from ASX listed companies	

C. Gifts	
Description of each gift I received at any time since 30 June	Name and address of donor
None material	

D. Contributions to travel		
Name and address of each person who made any financial or other contribution to any travel undertaken by me at any time since 30 June	Dates on which travel was undertaken	Name of States, Territories of the Commonwealth and overseas countries in which travel was undertaken
Nil		

E. Interests and positions in corporations			
Name and address of each corporation in which I had an interest or held a position - at the return date / at any time since 30 June	Nature of interest (if any)	Description of position (if any)	Description of principal objects (if any) of corporation (except in case of listed company)
No interest in excess of 10% of voting rights			

**F. Were you a property developer or a close associate of a property developer on the return date? (Y/N)**

Yes       No

**G. Positions in trade unions and professional or business associations**

Name of each trade union and each professional or business association in which I held any position (whether remunerated or not) - at the return date / at any time since 30 June	Description of position
<i>NIL</i>	

**H. Debts**

Name and address of each person to whom I was liable to pay any debt - at the return date / at any time since 30 June

*NIL*

**I. Dispositions of property**

1 Particulars of each disposition of real property by me (including the street address of the affected property) at any time since 30 June as a result of which I retained, either wholly or in part, the use and benefit of the property or the right to re-acquire the property at a later time

*NIL*

2 Particulars of each disposition of property to a person by any other person under arrangements made by me (including the street address of the affected property), being dispositions made at any time since 30 June, as a result of which I obtained, either wholly or in part, the use and benefit of the property

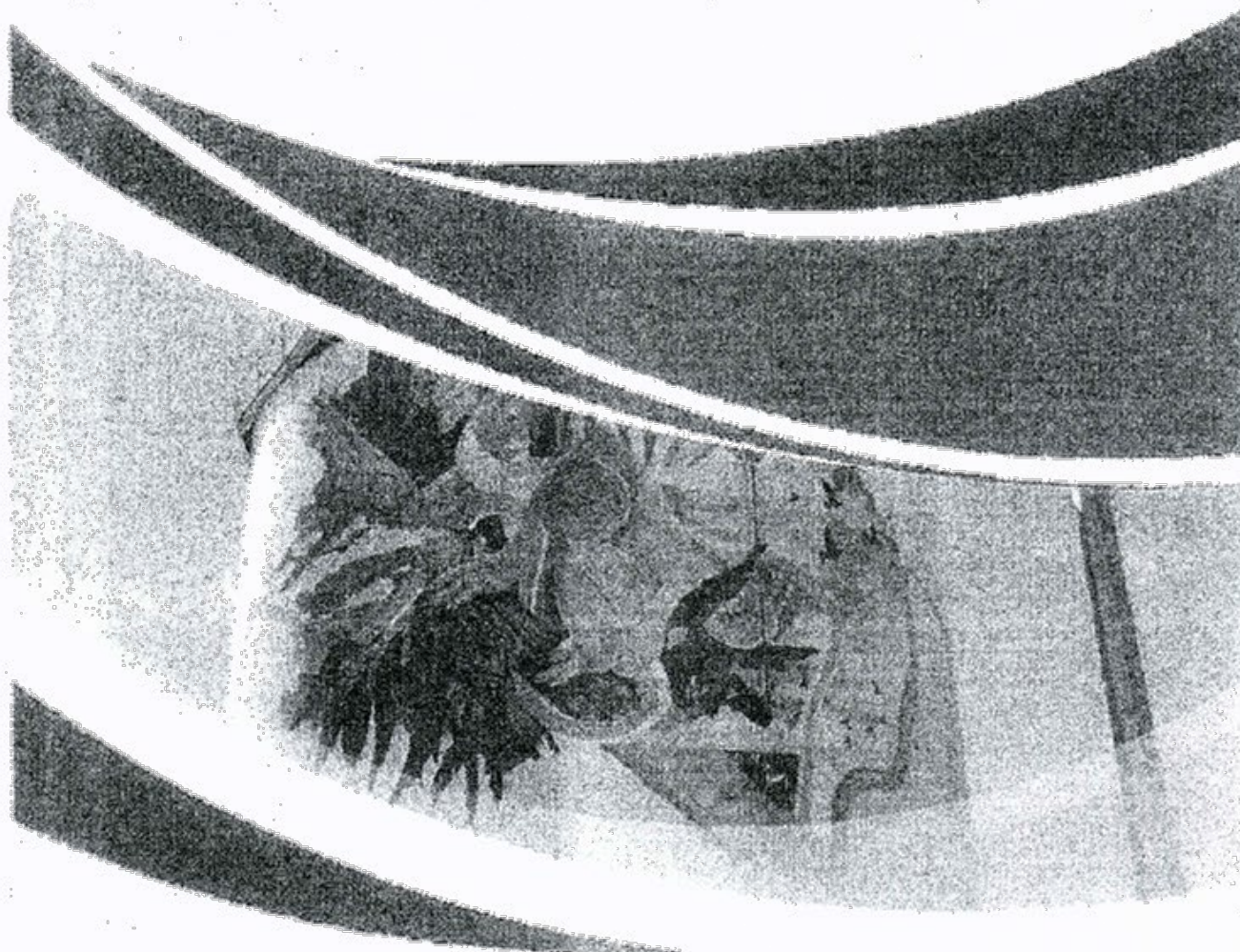
*NIL*

**J. Discretionary disclosures**



*Cc Kschentka  
2023.*

## **Disclosures by Councillors and Designated Persons Return**



**NARRANDERA SHIRE COUNCIL**

**Chambers:** 141 East Street Narrandera NSW 2700  
**Email:** council@narrandera.nsw.gov.au

**Phone:** 02 6959 5510  
**Fax:** 02 6959 1884

**Disclosures by Councillors and Designated Persons Return**

1. Pecuniary interests and other matters to be disclosed in this return are prescribed by Schedule 1 of the Model Code of Conduct for Local Councils in NSW (the Model Code of Conduct).
2. If this is the first return you have been required to lodge with the General Manager after becoming a Councillor or Designated Person, do not complete Parts C, D and I of the return. All other parts of the return should be completed with appropriate information based on your circumstances at the return date, that is, the date on which you became a Councillor or Designated Person.
3. If you have previously lodged a return with the General Manager and you are completing this return for the purposes of disclosing a new interest that was not disclosed in the last return you lodged, you must complete all parts of the return with appropriate information for the period from 30 June of the previous financial year or the date on which you became a Councillor or Designated Person, (whichever is the later date), to the return date which is the date you became aware of the new interest to be disclosed in your updated return.
4. If you have previously lodged a return with the General Manager and are submitting a new return for the new financial year, you must complete all parts of the return with appropriate information for the 12-month period commencing on 30 June of the previous year to 30 June this year.
5. This form must be completed using block letters or typed.
6. If there is insufficient space for all the information you are required to disclose, you must attach an appendix which is to be properly identified and signed by you.
7. If there are no pecuniary interests or other matters of the kind required to be disclosed under a heading in this form, the word "NIL" is to be placed in an appropriate space under that heading.

**Important information**

This information is being collected for the purpose of complying with clause 4.21 of the Model Code of Conduct.

You must not lodge a return that you know or ought reasonably to know is false or misleading in a material particular (see clause 4.23 of the Model Code of Conduct). Complaints about breaches of these requirements are to be referred to the Office of Local Government and may result in disciplinary action by the Council, the Chief Executive of the Office of Local Government or the NSW Civil and Administrative Tribunal.

The information collected on this form will be kept by the General Manager in a register of returns. The General Manager is required to table all returns at a Council meeting.

Information contained in returns made and lodged under clause 4.21 is to be made publicly available in accordance with the requirements of the Government Information (Public Access) Act 2009, the Government Information (Public Access) Regulation 2009 and any guidelines issued by the Information Commissioner.

You have an obligation to keep the information contained in this return up to date. If you become aware of a new interest that must be disclosed in this return, or an interest that you have previously failed to disclose, you must submit an updated return within three months of becoming aware of the previously undisclosed interest.

DISCLOSURE OF PECUNIARY INTERESTS AND OTHER MATTERS	
by	NEVILLE RAYMOND KSCHENKA
as at	30th JUNE 2023
in respect of the period from	30 JUNE 2022 to 30 JUNE 2023
Signature	[REDACTED]
Date	11/7/23

Insert additional lines in the table below, if necessary

A. Real property	
Street address of each parcel of real property in which I had an interest - at the return date / at any time since 30 June	Nature of Interest
[REDACTED]	OWNER - PLACE OF BUSINESS
[REDACTED]	LANDLORD
[REDACTED]	OWNER + RESIDENCE
[REDACTED]	TENANT AND PLACE OF BUSINESS

B. Sources of income		
1 • Sources of income I reasonably expect to receive from an occupation in the period commencing on the first day after the return date and ending on the following 30 June: • Sources of income I received from an occupation at any time since 30 June:		
Description of occupation	Name and address of employer or description of office held (if applicable)	Name under which partnership conducted (if applicable)
RETAILER	SELF EMPLOYED DIRECTOR	CUSTOM MUSIC PTY LTD.
LANDLORD	NR + CP KSCHENKA	
2 • Sources of income I reasonably expect to receive from a trust in the period commencing on the first day after the return date and ending on the following 30 June: • Sources of income I received from a trust during the return period:		
Name and address of settlor		Name and address of trustee
Nil		Nil

3

- Sources of other income I reasonably expect to receive in the period commencing on the first day after the return date and ending on the following 30 June:
- Sources of other income I received at any time since 30 June:

Include description sufficient to identify the person from whom, or the circumstances in which, that income was received

NARRANDERA SHIRE COUNCILLOR - COUNCILLOR FEES.  
COMMONWEALTH BANK (CBA) INTEREST

C. Gifts	
Description of each gift I received at any time since 30 June	Name and address of donor
Nil	

D. Contributions to travel		
Name and address of each person who made any financial or other contribution to any travel undertaken by me at any time since 30 June	Dates on which travel was undertaken	Name of States, Territories of the Commonwealth and overseas countries in which travel was undertaken
Nil		

E. Interests and positions in corporations			
Name and address of each corporation in which I had an interest or held a position - at the return date / at any time since 30 June	Nature of interest (if any)	Description of position (if any)	Description of principal objects (if any) of corporation (except in case of listed company)
CUSTOM MUSIC PTY LTD	SHARE HOLDER	DIRECTOR	RETAILER OF MUSICAL INSTRUMENTS, SECURITY AND SOUND AND LIGHTING EQUIPMENT

**F. Were you a property developer or a close associate of a property developer on the return date? (Y/N)**

Yes  No

**G. Positions in trade unions and professional or business associations**

Name of each trade union and each professional or business association in which I held any position (whether remunerated or not) - at the return date / at any time since 30 June	Description of position
NARRANDJIA BUSINESS GROUP INC.	MEMBER

**H. Debts**

Name and address of each person to whom I was liable to pay any debt - at the return date / at any time since 30 June

NATIONAL AUSTRALIA BANK.

**I. Dispositions of property**

1 Particulars of each disposition of real property by me (including the street address of the affected property) at any time since 30 June as a result of which I retained, either wholly or in part, the use and benefit of the property or the right to re-acquire the property at a later time

Nil

2 Particulars of each disposition of property to a person by any other person under arrangements made by me (including the street address of the affected property), being dispositions made at any time since 30 June, as a result of which I obtained, either wholly or in part, the use and benefit of the property

Nil

**J. Discretionary disclosures**


Nil



EW 3/7/23



## Disclosures by Councillors and Designated Persons Return



**NARRANDERA SHIRE COUNCIL**

**Chambers:** 141 East Street Narrandera NSW 2700  
**Email:** council@narrandera.nsw.gov.au

**Phone:** 02 6959 5510  
**Fax:** 02 6959 1884

**Narrandera**  
Shire Council

**Disclosures by Councillors and Designated Persons Return**

1. Pecuniary interests and other matters to be disclosed in this return are prescribed by Schedule 1 of the Model Code of Conduct for Local Councils in NSW (the Model Code of Conduct).
2. If this is the first return you have been required to lodge with the General Manager after becoming a Councillor or Designated Person, do not complete Parts C, D and I of the return. All other parts of the return should be completed with appropriate information based on your circumstances at the return date, that is, the date on which you became a Councillor or Designated Person.
3. If you have previously lodged a return with the General Manager and you are completing this return for the purposes of disclosing a new interest that was not disclosed in the last return you lodged, you must complete all parts of the return with appropriate information for the period from 30 June of the previous financial year or the date on which you became a Councillor or Designated Person, (whichever is the later date), to the return date which is the date you became aware of the new interest to be disclosed in your updated return.
4. If you have previously lodged a return with the General Manager and are submitting a new return for the new financial year, you must complete all parts of the return with appropriate information for the 12-month period commencing on 30 June of the previous year to 30 June this year.
5. This form must be completed using block letters or typed.
6. If there is insufficient space for all the information you are required to disclose, you must attach an appendix which is to be properly identified and signed by you.
7. If there are no pecuniary interests or other matters of the kind required to be disclosed under a heading in this form, the word "NIL" is to be placed in an appropriate space under that heading.

**Important information**


This information is being collected for the purpose of complying with clause 4.21 of the Model Code of Conduct.

You must not lodge a return that you know or ought reasonably to know is false or misleading in a material particular (see clause 4.23 of the Model Code of Conduct). Complaints about breaches of these requirements are to be referred to the Office of Local Government and may result in disciplinary action by the Council, the Chief Executive of the Office of Local Government or the NSW Civil and Administrative Tribunal.


The information collected on this form will be kept by the General Manager in a register of returns. The General Manager is required to table all returns at a Council meeting.

Information contained in returns made and lodged under clause 4.21 is to be made publicly available in accordance with the requirements of the Government Information (Public Access) Act 2009, the Government Information (Public Access) Regulation 2009 and any guidelines issued by the Information Commissioner.

You have an obligation to keep the information contained in this return up to date. If you become aware of a new interest that must be disclosed in this return, or an interest that you have previously failed to disclose, you must submit an updated return within three months of becoming aware of the previously undisclosed interest.

DISCLOSURE OF PECUNIARY INTERESTS AND OTHER MATTERS	
by	Shane Wilson
as at	Narrandera
in respect of the period from	30 June 2022 to 30 June 2023
Signature	
Date	01/07/2023

Insert additional lines in the table below, if necessary

A. Real property	
Street address of each parcel of real property in which I had an interest - at the return date / at any time since 30 June	Nature of Interest
	Tenant.


B. Sources of income		
1 • Sources of income I reasonably expect to receive from an occupation in the period commencing on the first day after the return date and ending on the following 30 June: • Sources of income I received from an occupation at any time since 30 June:		
Description of occupation	Name and address of employer or description of office held (if applicable)	Name under which partnership conducted (if applicable)
Deputy Cllr	Narrandera Shire	Employee.
2 • Sources of income I reasonably expect to receive from a trust in the period commencing on the first day after the return date and ending on the following 30 June: • Sources of income I received from a trust during the return period:		
Name and address of settlor		Name and address of trustee
NIL		

<p>3</p> <ul style="list-style-type: none"> <li>Sources of other income I reasonably expect to receive in the period commencing on the first day after the return date and ending on the following 30 June:</li> <li>Sources of other income I received at any time since 30 June:</li> </ul>
<p>Include description sufficient to identify the person from whom, or the circumstances in which, that income was received</p>
<p>NIL</p>

C. Gifts	
Description of each gift I received at any time since 30 June	Name and address of donor
<p>NIL</p>	

D. Contributions to travel		
Name and address of each person who made any financial or other contribution to any travel undertaken by me at any time since 30 June	Dates on which travel was undertaken	Name of States, Territories of the Commonwealth and overseas countries in which travel was undertaken
<p>NIL</p>		

E. Interests and positions in corporations			
Name and address of each corporation in which I had an interest or held a position - at the return date / at any time since 30 June	Nature of interest (if any)	Description of position (if any)	Description of principal objects (if any) of corporation (except in case of listed company)
<p>NIL</p>			



**F. Were you a property developer or a close associate of a property developer on the return date? (Y/N)**

Yes  **Nó**

**G. Positions in trade unions and professional or business associations**

Name of each trade union and each professional or business association in which I held any position (whether remunerated or not) - at the return date / at any time since 30 June	Description of position
NIL	

**H. Debts**

Name and address of each person to whom I was liable to pay any debt - at the return date / at any time since 30 June

Society One - Sydney  
Citi bank - Sydney.

**I. Dispositions of property**

1 Particulars of each disposition of real property by me (including the street address of the affected property) at any time since 30 June as a result of which I retained, either wholly or in part, the use and benefit of the property or the right to re-acquire the property at a later time

NIL

2 Particulars of each disposition of property to a person by any other person under arrangements made by me (including the street address of the affected property), being dispositions made at any time since 30 June, as a result of which I obtained, either wholly or in part, the use and benefit of the property

NIL

**J. Discretionary disclosures**

NIL