

# Section 2 - The Attachments

A. Government Information (Public Access) Act, 2009 - Annual Report 2023-2024

B. Public Interest Disclosures Act, 1994 - Report 30 June 2024

C. Modern Slavery - Annual Report 2023-2024

D. Audited Financial Reports ending 30 June 2024

E. Disability Inclusion Action Plan 2022-26 – update 30 June 2024

F. Delivery Program 2022-26 – update 30 June 2024

## Government Information (Public Access) Act 2023-2024 Annual Report for Agency Narrandera Shire Council

Clause 8A: Details of the review carried out by the agency under section 7 (3) of the Act during the reporting year and the details of any information made publicly available by the agency as a result of the review

Reviews carried out by the agency

Yes

Information made publicly available by the agency

Yes

Clause 8B: The total number of access applications received by the agency during the reporting year (including withdrawn applications but not including invalid applications)

Total number of applications received

1

Clause 8C: The total number of access applications received by the agency during the reporting year that the agency refused either wholly or partly, because the application was for the disclosure of information referred to in Schedule 1 to the Act (information for which there is conclusive presumption of overriding public interest against disclosure)

Number of Applications Refused	Wholly	Partly	Total
--------------------------------	--------	--------	-------

	0	0	0
--	---	---	---

% of Total	0.00%	0.00%	0
------------	-------	-------	---

## Schedule 2 Statistical information about access applications to be included in annual report

Table A: Number of applications by type of applicant and outcome\*

	Access Granted in Full	Access Granted in Part	Access Refused in Full	Information not Held	Information Already Available	Refuse to Deal with Application	Refuse to Confirm/Deny whether information is held	Application Withdrawn	Total	% of Total
Media	0	0	0	0	0	0	0	0	0	0.00%
Members of Parliament	0	0	0	0	0	0	0	0	0	0.00%
Private sector business	0	1	0	0	0	0	0	0	1	100.00%
Not for profit organisations or community groups	0	0	0	0	0	0	0	0	0	0.00%
Members of the public (by legal representative)	0	0	0	0	0	0	0	0	0	0.00%
Members of the public (other)	0	0	0	0	0	0	0	0	0	0.00%
Total	0	1	0	0	0	0	0	0	1	
% of Total	0.00%	100.00%	0.00%	0.00%	0.00%	0.00%	0.00%	0.00%		

\* More than one decision can be made in respect of a particular access application. If so, a recording must be made in relation to each such decision. This also applies to Table B.

Table B: Number of applications by type of application and outcome\*

	Access Granted in Full	Access Granted in Part	Access Refused in Full	Information not Held	Information Already Available	Refuse to Deal with Application	Refuse to Confirm/Deny whether information is held	Application Withdrawn	Total	% of Total
Personal information applications*	0	0	0	0	0	0	0	0	0	0.00%
Access applications (other than personal information applications)	0	1	0	0	0	0	0	0	1	100.00%
Access applications that are partly personal information applications and partly other	0	0	0	0	0	0	0	0	0	0.00%
Total	0	1	0	0	0	0	0	0	1	
% of Total	0.00%	100.00%	0.00%	0.00%	0.00%	0.00%	0.00%	0.00%		

\* A personal information application is an access application for personal information (as defined in clause 4 of Schedule 4 to the Act) about the applicant (the applicant being an individual).

Table C: Invalid applications

<b>Reason for invalidity</b>	<b>No of applications</b>	<b>% of Total</b>
Application does not comply with formal requirements (section 41 of the Act)	0	0.00%
Application is for excluded information of the agency (section 43 of the Act)	0	0.00%
Application contravenes restraint order (section 110 of the Act)	0	0.00%
Total number of invalid applications received	0	0.00%
Invalid applications that subsequently became valid applications	0	0.00%

Table D: Conclusive presumption of overriding public interest against disclosure: matters listed in Schedule 1 of Act

	Number of times consideration used*	% of Total
Overriding secrecy laws	0	0.00%
Cabinet information	0	0.00%
Executive Council information	0	0.00%
Contempt	0	0.00%
Legal professional privilege	0	0.00%
Excluded information	0	0.00%
Documents affecting law enforcement and public safety	0	0.00%
Transport safety	0	0.00%
Adoption	0	0.00%
Care and protection of children	0	0.00%
Ministerial code of conduct	0	0.00%
Aboriginal and environmental heritage	0	0.00%
Privilege generally - Sch 1(5A)	0	0.00%
Information provided to High Risk Offenders Assessment Committee	0	0.00%
Total	0	

\*More than one public interest consideration may apply in relation to a particular access application and if so, each such consideration is to be recorded (but only once per application). This also applies in relation to Table E

Table E: Other public interest considerations against disclosure: matters listed in table to section 14 of Act

	Number of times consideration used*	% of Total
Responsible and effective government	0	0.00%
Law enforcement and security	0	0.00%
Individual rights, judicial processes and natural justice	1	100.00%
Business interests of agencies and other persons	0	0.00%
Environment, culture, economy and general matters	0	0.00%
Secrecy provisions	0	0.00%
Exempt documents under interstate Freedom of Information legislation	0	0.00%
Total	1	

Table F: Timeliness

	Number of applications*	% of Total
Decided within the statutory timeframe (20 days plus any extensions)	0	0.00%
Decided after 35 days (by agreement with applicant)	1	100.00%
Not decided within time (deemed refusal)	0	0.00%
Total	1	

Table G: Number of applications reviewed under Part 5 of the Act (by type of review and outcome)

	Decision varied	Decision upheld	Total	% of Total
Internal review	0	0	0	0.00%
Review by Information Commissioner*	0	0	0	0.00%
Internal review following recommendation under section 93 of Act	0	0	0	0.00%
Review by NCAT	0	0	0	0.00%
Total	0	0	0	
% of Total	0.00%	0.00%		

\*The Information Commissioner does not have the authority to vary decisions, but can make recommendations to the original decision-maker. The data in this case indicates that a recommendation to vary or uphold the original decision has been made by the Information Commissioner.

Table H: Applications for review under Part 5 of the Act (by type of applicant)

	Number of applications for review	% of Total
Applications by access applicants	0	0.00%
Applications by persons to whom information the subject of access application relates (see section 54 of the Act)	0	0.00%
Total	0	

Table I: Applications transferred to other agencies.

	Number of applications transferred	% of Total
Agency-Initiated Transfers	0	0.00%
Applicant - Initiated Transfers	0	0.00%
Total	0	



NARRANDERA SHIRE  
COUNCIL PUBLIC INTEREST  
DISCLOSURES ACT  
ANNUAL REPORT  
1 JULY 2023 – 30 JUNE 2024



NARRANDERA SHIRE COUNCIL

Narrandera Shire Council  
141 East Street  
NARRANDERA NSW 2700  
Tel: 02 6959 5510 Fax: 02 6959 1884  
Email: [council@narrandera.nsw.gov.au](mailto:council@narrandera.nsw.gov.au)



# PID Portal > Submitted ... > [REDACTED]



1. Name of the reporting agency for this return \*

Narrandera Shire Council



2. Is the reporting agency completing this annual return or is it made on behalf of the reporting agency? \*

By the reporting agency



3. Agency submitting this annual return \*

Narrandera Shire Council



4. Has your agency entered into an arrangement with the reporting agency under s 81 of the PID Act to submit this annual return on their behalf?

No



5. Select which agency type best describes the reporting agency \*

A local government authority



6. What is the total number of full time equivalent employees of the reporting agency at the time this annual return is submitted? \*

101



7. Name of person completing this annual return \*

[REDACTED]



8. Position \*

Governance and Engagement Manager



9. Email \*

[REDACTED]



10. Contact Number

0269595510



11. How does the reporting agency ensure public officials associated with the agency are aware of the PID Act 2022? \*

Training/information session (not man)

Distribution of NSW Ombudsman awa

Internal newsletters/bulletins



12. If you selected other, outline any additional awareness activities the reporting agency undertakes to ensure public officials associated with the agency are aware of the PID Act 2022

N/A



13. Does the reporting agency include content on the PID Act 2022 in its induction program? \*

Yes



14. Has the head of the agency received training on the agency's PID policy and on their responsibilities under the PID Act 2022? \*

Yes



15. If training has not been received by the head of agency, provide reasons for this

N/A



16. Have all disclosure officers received training on the agency's PID policy and on their responsibilities under the PID Act 2022? \*

Yes



17. If training has not been received by all disclosure officers, provide reasons for this

N/A



18. Have all managers received training on the agency's PID policy and on their responsibilities under the PID Act 2022? \*

Yes



19. If training has not been received by managers, provide reasons for this

N/A



20. What measures has the agency taken to promote a 'speak up' culture among public officials associated with the agency? \*

Awareness campaigns through our internal newsletter called the 'Communique', posters and literature at key locations also earlier this year Council held a breakfast where PID's were the subject of a presentation by myself.



21. Total number of purported PIDs made by public officials to the reporting agency that were not public interest disclosures \*

0



22. Total number of purported PIDs that were made by other persons (not public officials) to the reporting agency that were not public interest disclosures \*

0



23. How many purported PIDs (that we not in fact PIDs) did the agency not deal with or cease to deal with as a PID because it was not made by a public official?

0



24. How many purported PIDs (that we not in fact PIDs) did the agency not deal with or cease to deal with as a PID because it was not a report of serious wrongdoing?

0



25. Provide additional reasons the reporting agency did not deal with, or ceased to deal with, each of these disclosures as a public interest disclosure

N/A



26. How many voluntary PIDs did the reporting agency finalise during this return period? \*

0



27. How many voluntary PIDs did the reporting agency receive during the return period? \*

0



Status

Submitted



SubmittedId

252



Attachments

Add or remove attachments

## Appendix C - Narrandera Shire Council Modern Slavery Annual Report 2023-24

### Actions taken to 30 June 2024 and future initiatives

Activity	Description	Actions Taken	Future Initiatives
Staff awareness and training	Staff awareness of modern slavery and Council's policy and expectations	Communicated to all staff via intranet; updated Procurement Manual available on intranet.	Awareness training at future all staff events.
	Staff training	Training available to key staff, however awareness to all staff communicated through staff fortnightly Communique newsletter.	Awareness training at future all staff events and inclusion as part of the induction process for new employees.
Supplier engagement	Awareness of Council's policy and expectations	Awareness included as part of the induction process for new employees.	Awareness training at future all staff events and inclusion as part of the induction process for new employees.
	Supplier training	Yet to be completely actioned.	A proposed supplier event to be organised by Council on how to use VendorPanel will include information on Modern Slavery.
	Supplier self-assessment questionnaire (SAQ)	Modern Slavery Questionnaire/Statement required on all purchases above \$4,999.	Internal audit to gauge whether staff are obtaining this information.
	High risk supplier engagement	Apart from requiring a Modern Slavery Questionnaire/ Statement on all purchases above \$4,999, more work is required in this space.	Internal audit to gauge whether staff are obtaining this information.
Risk assessment	Inherent risk assessment at a category level	Yet to be actioned.	Yet to be actioned.
	Pre-purchase checklist to identify higher risk procurements	Yet to be actioned.	Yet to be actioned.
	Supplier risk assessment – existing suppliers	Yet to be actioned.	Yet to be actioned.
	Supplier risk assessment – new and potential suppliers	Modern Slavery Questionnaire/Statement required on all purchases above \$4,999.	Internal audit to gauge whether staff are obtaining this information.

Tendering and contracting	Modern slavery tender criteria	Modern Slavery Questionnaire/Statement required on all purchases above \$4,999.	Internal audit to gauge whether staff are obtaining this information.
	Procurement process/procedure includes the requirement to assess that the tendered price allows for at least the minimum level of wages and other entitlements required by law.	Yet to be actioned.	Yet to be actioned.
	Modern slavery contract clauses	Modern Slavery Questionnaire/Statement required on all purchases above \$4,999.	Internal audit to gauge whether staff are obtaining this information.
	Supplier Code of Conduct	Yet to be actioned.	Yet to be actioned.
Reporting and grievance mechanisms	Confidential reporting mechanism/process for staff, contractors, community to report concerns related to modern slavery.	Yet to be actioned, however there is the ability to make such a report through the <i>Public Interest Disclosures Act, 2022</i> .	Yet to be actioned.
Response and remedy framework	Response and remedy framework involving actions, such as facilitation of access to health, legal or psychosocial services, financial compensation, and prevention of future harm.	Yet to be actioned, however Council staff have access to the Employee Assistance Program which can be access 24/7 with the first 2 sessions paid for by Council.	Yet to be actioned.
Monitoring and review	Monitoring and review of the effectiveness of modern slavery related processes.	Yet to be actioned.	Potentially could be the subject of an Internal Audit by the Audit, Risk and Improvement Committee.

## Management of High-Risk Categories

Category	Due Diligence Measure	Progress	Planned
ICT hardware	Supplier engagement	Yet to be actioned.	A proposed supplier event to be organised by Council on how to use VendorPanel will include information on Modern Slavery.
	Modern slavery risk assessment of suppliers	Modern Slavery Questionnaire/Statement required on all purchases above \$4,999.	Internal audit to gauge whether staff are obtaining this information.
	Modern slavery tender criteria	Modern Slavery Questionnaire/Statement required on all purchases above \$4,999.	Internal audit to gauge whether staff are obtaining this information.
	Modern slavery contract clauses	Modern Slavery Questionnaire/Statement required on all purchases above \$4,999.	Internal audit to gauge whether staff are obtaining this information.
	Supplier Code of Conduct	Yet to be actioned.	Yet to be actioned.
	Contract KPIs in relation to modern slavery in place	Yet to be actioned.	Yet to be actioned.
	KPI measurement	Yet to be actioned.	Yet to be actioned.
Renewable energy (solar panels)	Supplier engagement	Yet to be actioned.	A proposed supplier event to be organised by Council on how to use VendorPanel will include information on Modern Slavery.
	Modern slavery risk assessment of suppliers	Modern Slavery Questionnaire/Statement required on all purchases above \$4,999.	Internal audit to gauge whether staff are obtaining this information.
	Modern slavery tender criteria	Modern Slavery Questionnaire/Statement required on all purchases above \$4,999.	Internal audit to gauge whether staff are obtaining this information.
	Modern slavery contract clauses	Modern Slavery Questionnaire/Statement required on all purchases above \$4,999.	Internal audit to gauge whether staff are obtaining this information.
	Supplier Code of Conduct	Yet to be actioned.	Yet to be actioned.



	Contract KPIs in relation to modern slavery in place	Yet to be actioned.	Yet to be actioned.
	KPI measurement	Yet to be actioned.	Yet to be actioned.
Cleaning services	Supplier engagement	Yet to be actioned.	A proposed supplier event to be organised by Council on how to use VendorPanel will include information on Modern Slavery.
	Modern slavery risk assessment of suppliers	Modern Slavery Questionnaire/Statement required on all purchases above \$4,999.	Internal audit to gauge whether staff are obtaining this information.
	Modern slavery tender criteria	Modern Slavery Questionnaire/Statement required on all purchases above \$4,999.	Internal audit to gauge whether staff are obtaining this information.
	Modern slavery contract clauses	Modern Slavery Questionnaire/Statement required on all purchases above \$4,999.	Internal audit to gauge whether staff are obtaining this information.
	Supplier Code of Conduct	Yet to be actioned.	Yet to be actioned.
	Contract KPIs in relation to modern slavery in place	Yet to be actioned.	Yet to be actioned.
	KPI measurement	Yet to be actioned.	Yet to be actioned.

# Narrandera Shire Council

## ANNUAL FINANCIAL STATEMENTS

for the year ended 30 June 2024

---

*Achieving Together*



# General Purpose Financial Statements

Year Ending  
June 2024



# Narrandera Shire Council

## General Purpose Financial Statements

for the year ended 30 June 2024

---

Contents	Page
<b>Understanding Council's Financial Statements</b>	<b>3</b>
<b>Statement by Councillors and Management</b>	<b>4</b>
<b>Primary Financial Statements:</b>	
Income Statement	5
Statement of Comprehensive Income	6
Statement of Financial Position	7
Statement of Changes in Equity	8
Statement of Cash Flows	9
<b>Contents for the notes to the Financial Statements</b>	<b>10</b>
<b>Independent Auditor's Reports:</b>	
On the Financial Statements (Sect 417 [2])	71
On the Financial Statements (Sect 417 [3])	74

---

### Overview

Narrandera Shire Council is constituted under the *Local Government Act 1993* (NSW) and has its principal place of business at:

141 East St  
Narrandera NSW 2700

Council's guiding principles are detailed in Chapter 3 of the *Local Government Act 1993* (NSW) and includes:

- principles applying to the exercise of functions generally by council,
- principles to be applied when making decisions,
- principles of community participation,
- principles of sound financial management, and
- principles for strategic planning relating to the development of an integrated planning and reporting framework.

A description of the nature of Council's operations and its principal activities are provided in Note B1-2.

Through the use of the internet, we have ensured that our reporting is timely, complete and available at minimum cost. All press releases, financial statements and other information are publicly available on our website: [www.narrandera.nsw.gov.au](http://www.narrandera.nsw.gov.au)

# Narrandera Shire Council

## General Purpose Financial Statements

for the year ended 30 June 2024

### Understanding Council's Financial Statements

---

#### Introduction

Each year NSW local governments are required to present audited financial statements to their council and community.

#### What you will find in the Statements

The financial statements set out the financial performance, financial position and cash flows of Council for the financial year ended 30 June 2024.

The format of the financial statements is standard across all NSW Councils and complies with both the accounting and reporting requirements of Australian Accounting Standards and requirements as set down by the Office of Local Government.

#### About the Councillor/Management Statement

The financial statements must be certified by senior staff as 'presenting fairly' the Council's financial results for the year and are required to be adopted by Council – ensuring both responsibility for and ownership of the financial statements.

#### About the Primary Financial Statements

The financial statements incorporate five "primary" financial statements:

##### 1. The Income Statement

Summarises Council's financial performance for the year, listing all income and expenses. This statement also displays Council's original adopted budget to provide a comparison between what was projected and what actually occurred.

##### 2. The Statement of Comprehensive Income

Primarily records changes in the fair value of Council's Infrastructure, property, plant and equipment.

##### 3. The Statement of Financial Position

A 30 June snapshot of Council's financial position indicating its assets, liabilities and "net wealth".

##### 4. The Statement of Changes in Equity

The overall change for the year (in dollars) of Council's "net wealth".

##### 5. The Statement of Cash Flows

Indicates where Council's cash came from and where it was spent. This statement also displays Council's original adopted budget to provide a comparison between what was projected and what actually occurred.

#### About the Notes to the Financial Statements

The Notes to the Financial Statements provide greater detail and additional information on the five primary financial statements.

#### About the Auditor's Reports

Council's financial statements are required to be audited by the NSW Audit Office.

In NSW the auditor provides 2 audit reports:

1. an opinion on whether the financial statements present fairly the Council's financial performance and position, and
2. their observations on the conduct of the audit, including commentary on the Council's financial performance and financial position.

#### Who uses the Financial Statements?

The financial statements are publicly available documents and must be presented at a Council meeting between seven days and five weeks after the date of the audit report.

The public can make submissions to Council up to seven days subsequent to the public presentation of the financial statements.

Council is required to forward an audited set of financial statements to the Office of Local Government.

# Narrandera Shire Council

## General Purpose Financial Statements

for the year ended 30 June 2024

### Statement by Councillors and Management

---

Statement by Councillors and Management made pursuant to Section 413 (2c) of the *Local Government Act 1993* (NSW)

The attached general purpose financial statements have been prepared in accordance with:

- the *Local Government Act 1993* and the regulations made thereunder,
- the Australian Accounting Standards and other pronouncements of the Australian Accounting Standards Board
- the Local Government Code of Accounting Practice and Financial Reporting.

To the best of our knowledge and belief, these statements:

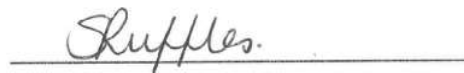
- present fairly the Council's operating result and financial position for the year
- accord with Council's accounting and other records.

We are not aware of any matter that would render these statements false or misleading in any way.


Signed in accordance with a resolution of Council made on 27 August 2024.



Neville Kschenka  
Mayor  
27 August 2024



Sue Ruffles  
Councillor  
27 August 2024



George Cowan  
General Manager  
27 August 2024



Rebecca Best  
Responsible Accounting Officer  
27 August 2024



Mr Shane Wilson  
Deputy General Manager Infrastructure  
27 August 2024

## Narrandera Shire Council

### Income Statement

for the year ended 30 June 2024

Original unaudited budget 2024	\$ '000	Notes	Actual 2024	Actual 2023
<b>Income from continuing operations</b>				
8,966	Rates and annual charges	B2-1	8,940	8,586
2,948	User charges and fees	B2-2	3,797	3,854
2,083	Other revenues	B2-3	2,155	1,508
7,646	Grants and contributions provided for operating purposes	B2-4	12,549	14,187
6,609	Grants and contributions provided for capital purposes	B2-4	9,510	5,217
907	Interest and investment income	B2-5	1,777	658
233	Other income	B2-6	251	217
92	Net gain from the disposal of assets	B4-1	–	–
29,484	<b>Total income from continuing operations</b>		<b>38,979</b>	34,227
<b>Expenses from continuing operations</b>				
8,872	Employee benefits and on-costs	B3-1	8,869	8,559
6,242	Materials and services	B3-2	8,706	9,007
60	Borrowing costs	B3-3	66	64
6,622	Depreciation, amortisation and impairment of non-financial assets	B3-4	5,606	6,298
431	Other expenses	B3-5	505	514
–	Net loss from the disposal of assets	B4-1	796	22
22,227	<b>Total expenses from continuing operations</b>		<b>24,548</b>	24,464
7,257	<b>Operating result from continuing operations</b>		<b>14,431</b>	9,763
7,257	<b>Net operating result for the year attributable to Council</b>		<b>14,431</b>	9,763
649	<b>Net operating result for the year before grants and contributions provided for capital purposes</b>		<b>4,921</b>	4,546

The above Income Statement should be read in conjunction with the accompanying notes.

## Narrandera Shire Council

### Statement of Comprehensive Income

for the year ended 30 June 2024

\$ '000	Notes	2024	2023
<b>Net operating result for the year – from Income Statement</b>		<b>14,431</b>	9,763
<b>Other comprehensive income:</b>			
Amounts which will not be reclassified subsequently to the operating result			
Gain/(loss) on revaluation of infrastructure, property, plant and equipment	C1-7	<b>805</b>	29,053
<b>Total items which will not be reclassified subsequently to the operating result</b>		<b>805</b>	29,053
<b>Total other comprehensive income for the year</b>		<b>805</b>	29,053
<b>Total comprehensive income for the year attributable to Council</b>		<b>15,236</b>	38,816

The above Statement of Comprehensive Income should be read in conjunction with the accompanying notes.



## Narrandera Shire Council

### Statement of Financial Position

as at 30 June 2024

\$ '000	Notes	2024	2023
<b>ASSETS</b>			
<b>Current assets</b>			
Cash and cash equivalents	C1-1	8,191	3,716
Investments	C1-2	29,300	32,563
Receivables	C1-4	3,973	2,360
Inventories	C1-5	575	447
Contract assets and contract cost assets	C1-6	1,540	1,224
Other	C1-8	12	26
<b>Total current assets</b>		<b>43,591</b>	<b>40,336</b>
<b>Non-current assets</b>			
Receivables	C1-4	2	–
Inventories	C1-5	285	161
Infrastructure, property, plant and equipment (IPPE)	C1-7	269,003	255,696
Right of use assets	C2-1	6	12
<b>Total non-current assets</b>		<b>269,296</b>	<b>255,869</b>
<b>Total assets</b>		<b>312,887</b>	<b>296,205</b>
<b>LIABILITIES</b>			
<b>Current liabilities</b>			
Payables	C3-1	2,819	1,862
Contract liabilities	C3-2	1,416	2,661
Lease liabilities	C2-1	6	5
Borrowings	C3-3	291	147
Employee benefit provisions	C3-4	2,587	2,443
<b>Total current liabilities</b>		<b>7,119</b>	<b>7,118</b>
<b>Non-current liabilities</b>			
Lease liabilities	C2-1	–	6
Borrowings	C3-3	3,267	1,757
Employee benefit provisions	C3-4	95	88
Provisions	C3-5	434	500
<b>Total non-current liabilities</b>		<b>3,796</b>	<b>2,351</b>
<b>Total liabilities</b>		<b>10,915</b>	<b>9,469</b>
<b>Net assets</b>		<b>301,972</b>	<b>286,736</b>
<b>EQUITY</b>			
Accumulated surplus	C4-1	190,069	175,638
IPPE revaluation reserve	C4-1	111,903	111,098
<b>Total equity</b>		<b>301,972</b>	<b>286,736</b>

The above Statement of Financial Position should be read in conjunction with the accompanying notes.

## Narrandera Shire Council

### Statement of Changes in Equity

for the year ended 30 June 2024

\$ '000	Notes	2024			2023		
		Accumulated surplus	IPPE revaluation reserve	Total equity	Accumulated surplus	IPPE revaluation reserve	Total equity
Opening balance at 1 July		175,638	111,098	286,736	165,875	82,045	247,920
<b>Opening balance</b>		<b>175,638</b>	<b>111,098</b>	<b>286,736</b>	<b>165,875</b>	<b>82,045</b>	<b>247,920</b>
Net operating result for the year		14,431	–	14,431	9,763	–	9,763
<b>Net operating result for the period</b>		<b>14,431</b>	<b>–</b>	<b>14,431</b>	<b>9,763</b>	<b>–</b>	<b>9,763</b>
<b>Other comprehensive income</b>							
Gain (loss) on revaluation of infrastructure, property, plant and equipment	C1-7	–	805	805	–	29,053	29,053
<b>Other comprehensive income</b>		<b>–</b>	<b>805</b>	<b>805</b>	<b>–</b>	<b>29,053</b>	<b>29,053</b>
<b>Total comprehensive income</b>		<b>14,431</b>	<b>805</b>	<b>15,236</b>	<b>9,763</b>	<b>29,053</b>	<b>38,816</b>
<b>Closing balance at 30 June</b>		<b>190,069</b>	<b>111,903</b>	<b>301,972</b>	<b>175,638</b>	<b>111,098</b>	<b>286,736</b>

The above Statement of Changes in Equity should be read in conjunction with the accompanying notes.

## Narrandera Shire Council

### Statement of Cash Flows

for the year ended 30 June 2024

Original unaudited budget 2024	\$ '000	Notes	Actual 2024	Actual 2023
<b>Cash flows from operating activities</b>				
<i>Receipts:</i>				
8,985	Rates and annual charges		8,853	8,651
3,039	User charges and fees		3,589	3,752
904	Interest received		1,429	409
13,623	Grants and contributions		19,327	19,427
–	Bonds, deposits and retentions received		23	30
2,460	Other		4,269	3,599
<i>Payments:</i>				
(8,767)	Payments to employees		(8,713)	(8,679)
(7,164)	Payments for materials and services		(7,936)	(9,198)
(53)	Borrowing costs		(45)	(47)
(424)	Other		(2,951)	(2,162)
12,603	<b>Net cash flows from operating activities</b>	G1-1	<b>17,845</b>	<b>15,782</b>
<b>Cash flows from investing activities</b>				
<i>Receipts:</i>				
28,643	Sale of investments		35,816	27,846
–	Sale of real estate assets		–	1,325
359	Proceeds from sale of IPPE		210	101
<i>Payments:</i>				
(27,846)	Purchase of investments		(32,553)	(27,846)
–	Acquisition of term deposits		–	(4,717)
(18,412)	Payments for IPPE		(18,354)	(9,175)
–	Purchase of real estate assets		(124)	(774)
–	Deferred debtors and advances made		(14)	(73)
(17,256)	<b>Net cash flows from investing activities</b>		<b>(15,019)</b>	<b>(13,313)</b>
<b>Cash flows from financing activities</b>				
<i>Receipts:</i>				
5,300	Proceeds from borrowings		1,800	–
<i>Payments:</i>				
(147)	Repayment of borrowings		(146)	(144)
–	Principal component of lease payments		(5)	(5)
5,153	<b>Net cash flows from financing activities</b>		<b>1,649</b>	<b>(149)</b>
500	<b>Net change in cash and cash equivalents</b>		<b>4,475</b>	<b>2,320</b>
–	Cash and cash equivalents at beginning of year		3,716	1,396
500	<b>Cash and cash equivalents at end of year</b>	C1-1	<b>8,191</b>	<b>3,716</b>
17,815	plus: Investments on hand at end of year	C1-2	29,300	32,563
18,315	<b>Total cash, cash equivalents and investments</b>		<b>37,491</b>	<b>36,279</b>

The above Statement of Cash Flows should be read in conjunction with the accompanying notes.

# Narrandera Shire Council

## Contents for the notes to the Financial Statements for the year ended 30 June 2024

<b>A About Council and these financial statements</b>	<b>12</b>
A1-1 Basis of preparation	12
<b>B Financial Performance</b>	<b>14</b>
<b>B1 Functions or activities</b>	<b>14</b>
B1-1 Functions or activities – income, expenses and assets	14
B1-2 Components of functions or activities	15
<b>B2 Sources of income</b>	<b>16</b>
B2-1 Rates and annual charges	16
B2-2 User charges and fees	17
B2-3 Other revenues	18
B2-4 Grants and contributions	19
B2-5 Interest and investment income	22
B2-6 Other income	22
<b>B3 Costs of providing services</b>	<b>23</b>
B3-1 Employee benefits and on-costs	23
B3-2 Materials and services	23
B3-3 Borrowing costs	24
B3-4 Depreciation, amortisation and impairment of non-financial assets	24
B3-5 Other expenses	25
<b>B4 Gains or losses</b>	<b>26</b>
B4-1 Gain or loss from the disposal, replacement and de-recognition of assets	26
<b>B5 Performance against budget</b>	<b>27</b>
B5-1 Material budget variations	27
<b>C Financial position</b>	<b>29</b>
<b>C1 Assets we manage</b>	<b>29</b>
C1-1 Cash and cash equivalents	29
C1-2 Financial investments	29
C1-3 Restricted and allocated cash, cash equivalents and investments	30
C1-4 Receivables	32
C1-5 Inventories	33
C1-6 Contract assets and Contract cost assets	33
C1-7 Infrastructure, property, plant and equipment	34
C1-8 Other	37
<b>C2 Leasing activities</b>	<b>38</b>
C2-1 Council as a lessee	38
C2-2 Council as a lessor	40
<b>C3 Liabilities of Council</b>	<b>41</b>
C3-1 Payables	41
C3-2 Contract Liabilities	41
C3-3 Borrowings	42
C3-4 Employee benefit provisions	42
C3-5 Provisions	44
<b>C4 Reserves</b>	<b>45</b>

# Narrandera Shire Council

## Contents for the notes to the Financial Statements for the year ended 30 June 2024

C4-1 Nature and purpose of reserves	45
<b>D Council structure</b>	<b>46</b>
<b>D1 Results by fund</b>	<b>46</b>
D1-1 Income Statement by fund	46
D1-2 Statement of Financial Position by fund	47
D1-3 Details of internal loans	48
<b>D2 Interests in other entities</b>	<b>48</b>
D2-1 Subsidiaries, joint arrangements and associates not recognised	48
<b>E Risks and accounting uncertainties</b>	<b>49</b>
E1-1 Risks relating to financial instruments held	49
E2-1 Fair value measurement	52
E3-1 Contingencies	57
<b>F People and relationships</b>	<b>60</b>
<b>F1 Related party disclosures</b>	<b>60</b>
F1-1 Key management personnel (KMP)	60
F1-2 Councillor and Mayoral fees and associated expenses	61
<b>F2 Other relationships</b>	<b>61</b>
F2-1 Audit fees	61
<b>G Other matters</b>	<b>62</b>
G1-1 Statement of Cash Flows information	62
G2-1 Commitments	63
G3-1 Events occurring after the reporting date	63
<b>G4 Statement of developer contributions as at 30 June 2024</b>	<b>64</b>
G4-1 Summary of developer contributions	64
G4-2 Developer contributions by plan	64
<b>G5 Statement of performance measures</b>	<b>65</b>
G5-1 Statement of performance measures – consolidated results	65
G5-2 Statement of performance measures by fund	66
<b>H Additional Council disclosures (unaudited)</b>	<b>68</b>
H1-1 Statement of performance measures – consolidated results (graphs)	68
H1-2 Council information and contact details	70

## A About Council and these financial statements

### A1-1 Basis of preparation

These financial statements were authorised for issue by Council on 27 August 2024. Council has the power to amend and reissue these financial statements in cases where critical information is received from public submissions or where the OLG directs Council to amend the financial statements.

The material accounting policy information related to these financial statements are set out below. Accounting policies have been consistently applied to all the years presented, unless otherwise stated.

These general purpose financial statements have been prepared in accordance with Australian Accounting Standards and Australian Accounting Interpretations, the *Local Government Act 1993 (Act)* and *Local Government (General) Regulation 2021 (Regulation)*, and the Local Government Code of Accounting Practice and Financial Reporting. Council is a not for-profit entity. The financial statements are presented in Australian dollars and are rounded to the nearest thousand dollars.

#### **Historical cost convention**

These financial statements have been prepared under the historical cost convention, as modified by the revaluation of certain infrastructure, property, plant and equipment.

#### **Significant accounting estimates and judgements**

The preparation of financial statements requires the use of certain critical accounting estimates. It also requires management to exercise its judgement in the process of applying the Council's accounting policies. Estimates and judgements are continually evaluated and are based on historical experience and other factors, including expectations of future events that may have a financial impact on the Council and that are believed to be reasonable under the circumstances.

#### **Critical accounting estimates and assumptions**

Council makes estimations and assumptions concerning the future. The resulting accounting estimates will, by definition, seldom equal the related actual results. The estimates and assumptions that have a significant risk of causing a material adjustment to the carrying amounts of assets and liabilities within the next financial year include:

- i. estimated fair values of infrastructure, property, plant and equipment – refer Note C1-7.
- ii. employee benefit provisions – refer Note C3-4.
- iii. estimated tip remediation provisions - refer Note C3-5.

#### **Significant judgements in applying the Council's accounting policies**

- i. Impairment of receivables – refer Note C1-4.
- ii. Determination of whether performance obligations are sufficiently specific and whether the contract is within the scope of AASB 15 *Revenue from Contracts with Customers* and / or AASB 1058 *Income of Not-for-Profit Entities* – refer to Notes B2-2 – B2-4.

### **Monies and other assets received by Council**

#### **The Consolidated Fund**

In accordance with the provisions of Section 409(1) of the Local Government Act 1993 (NSW), all money and property received by Council is held in the Council's Consolidated Fund unless it is required to be held in the Council's Trust Fund.

Cash and other assets of the following activities have been included as part of the Consolidated Fund:

- General purpose operations
- Water service
- Sewerage service
- Barellan Hall and Museum
- Grong Grong Hall
- Narrandera Railway Management Committee
- Narrandera Koala Regeneration Centre Supervisory Committee
- Arts Centre and Narrandera Museum

#### **The Trust Fund**

In accordance with the provisions of Section 411 of the *Local Government Act 1993 (NSW)* (as amended), a separate and distinct Trust Fund is maintained to account for all money and property received by the council in trust which must be applied

## A1-1 Basis of preparation (continued)

only for the purposes of, or in accordance with, the trusts relating to those monies. Trust monies and property subject to Council's control have been included in these reports.

A separate statement of monies held in the Trust Fund is available for inspection at the council office by any person free of charge.

### Volunteer services

Council makes use of volunteers for the community transport program, museums at Narrandera and Barellan and also library services. The estimated value of these services has been included in the financial statements based on an average salary and on costs council would be required to pay if the services were not donated.

### New accounting standards and interpretations issued but not yet effective

#### New accounting standards and interpretations issued but not yet effective

Certain new accounting standards and interpretations have been published that are not mandatory for the 30 June 2024 reporting period. Council has not applied any pronouncements before its operative date in the annual reporting period beginning 1 July 2023.

Council's assessment of these new standards and interpretations (where they have been deemed as having a material impact on Council's future financial performance, financial position and cash flows) are set out below:

#### **AASB 2022-10 Amendments to Australian Accounting Standards – Fair Value Measurement of Non-Financial Assets of Not-for-Profit Public Sector Entities**

This Standard amends AASB 13, including adding authoritative implementation guidance and providing related illustrative examples, for application by not-for-profit public sector entities.

In particular, this standard provides guidance on:

- (a) highest and best use
- (b) financially feasible uses
- (c) use of assumptions
- (d) nature of costs to include in the replacement cost of a reference asset and on the identification of economic obsolescence when using the cost approach.

The standard applies prospectively to annual periods beginning on or after 1 January 2024; i.e. Council's financial statements for the year ended 30 June 2025, with earlier application not permitted.

### New accounting standards adopted during the year

During the year Council adopted all accounting standards and interpretations (as issued by the Australian Accounting Standards Board) which were mandatorily effective from the first time at 30 June 2024.

The following new standard is effective for the first time at 30 June 2024:

- **AASB 2021-2 Amendments to Australian Accounting Standards – Disclosure of Accounting Policies and Definition of Accounting Estimates**

The most significant change introduced by this standard is to remove the requirement to disclose significant accounting policies and instead require disclosure of material accounting policy information.

*“Accounting policy information is material if, when considered together with other information included in an entity's financial statements, it can reasonably be expected to influence decisions that the primary users of general purpose financial statements make on the basis of those financial statements.”*

In applying the new requirements, Council has after taking into account the various specific facts and circumstances applied professional judgement to ensure it discloses only material accounting policies as opposed to significant accounting policies throughout these financial statements.

## B Financial Performance

### B1 Functions or activities

#### B1-1 Functions or activities – income, expenses and assets

Income, expenses and assets have been directly attributed to the following functions or activities. Details of those functions or activities are provided in Note B1-2.

\$ '000	Income		Expenses		Operating result		Grants and contributions		Carrying amount of assets	
	2024	2023	2024	2023	2024	2023	2024	2023	2024	2023
<b>Functions or activities</b>										
Our Community	6,468	7,193	6,688	6,253	(220)	940	4,621	5,915	51,245	40,024
Our Environment	1,409	1,324	1,718	1,636	(309)	(312)	125	219	3,179	3,129
Our Economy	1,513	1,644	2,567	2,853	(1,054)	(1,209)	(14)	7	7,684	7,540
Our Infrastructure	16,073	10,104	9,565	10,359	6,508	(255)	11,331	5,531	225,653	223,235
Our Civic Leadership	13,516	13,962	4,010	3,363	9,506	10,599	5,996	7,732	25,126	22,277
<b>Total functions and activities</b>	<b>38,979</b>	<b>34,227</b>	<b>24,548</b>	<b>24,464</b>	<b>14,431</b>	<b>9,763</b>	<b>22,059</b>	<b>19,404</b>	<b>312,887</b>	<b>296,205</b>



## B1-2 Components of functions or activities

---

Details relating to the Council's functions or activities as reported in B1-1 are as follows:

### **Our Community**

Security cameras, emergency services, health, aged & disabled services, social support, home modification and maintenance, community transport, community options, youth and childcare services, street lighting, public cemeteries, library, swimming pools, sportsgrounds, parks & reserves, Lake Talbot, sports stadium, cultural services, roads safety officer, arts centre.

### **Our Environment**

Ordinance and ranger services, insect & vermin control, noxious weeds, waste management, public toilets, environmental protection, development control.

### **Our Economy**

State Roads contract, economic development/real estate, industrial subdivision, industrial promotion, marketing & tourism, visitors centre, saleyards, caravan parks, private works, council land & buildings, aerodrome.

### **Our Infrastructure**

Infrastructure services, stormwater, urban & rural roads, regional roads, bridges, Roads to Recovery, roads ancilliary, car parking, water & sewer services.

### **Our Civic Leadership**

Governance, council chambers, administration, finance, human resources & work health and safety, information technology, property/revenue, employment overheads, plant operations, external plant revenue and general purposes income.

## B2 Sources of income

### B2-1 Rates and annual charges

\$ '000	2024	2023
<b>Ordinary rates</b>		
Residential	1,806	1,712
Farmland	3,233	3,114
Business	466	461
Less: pensioner rebates	(131)	(131)
<b>Rates levied to ratepayers</b>	<b>5,374</b>	<b>5,156</b>
Pensioner rate subsidies received	71	74
<b>Total ordinary rates</b>	<b>5,445</b>	<b>5,230</b>
<b>Annual charges (pursuant to s496, 496A, 496B, 501 &amp; 611)</b>		
Domestic waste management services	840	807
Stormwater management services	78	75
Water supply services	904	865
Sewerage services	1,575	1,516
Waste management services	132	126
Less: pensioner rebates	(74)	(74)
<b>Annual charges levied</b>	<b>3,455</b>	<b>3,315</b>
Pensioner annual charges subsidies received:		
– Water	21	22
– Sewerage	19	19
<b>Total annual charges</b>	<b>3,495</b>	<b>3,356</b>
<b>Total rates and annual charges</b>	<b>8,940</b>	<b>8,586</b>
<b>Timing of revenue recognition for rates and annual charges</b>		
Rates and annual charges recognised at a point in time	8,940	8,586
<b>Total rates and annual charges</b>	<b>8,940</b>	<b>8,586</b>

Council has used 2022 year valuations provided by the NSW Valuer General in calculating its rates.

#### Material accounting policy information

Rates and annual charges are recognised as revenue at the beginning of the rating period to which they relate. Prepaid rates are recognised as a financial liability until the beginning of the rating period.

Pensioner rebates relate to reductions in rates and certain annual charges for eligible pensioners' place of residence in the local government council area.

Pensioner rate subsidies are received from the NSW Government to provide a contribution towards the pensioner rebates and are recognised within the underlying revenue item based on their substance.

## B2-2 User charges and fees

\$ '000	Timing	2024	2023
<b>User charges</b>			
Water supply services	2	1,422	1,334
Sewerage services	2	132	122
<b>Total User charges</b>		<b>1,554</b>	<b>1,456</b>
<b>Fees</b>			
<b>(i) Fees – statutory and regulatory functions (per s.608)</b>			
Inspection services	2	12	4
Planning and building regulation	2	81	118
Private works – section 67	2	767	350
Regulatory/ statutory fees	2	1	–
Section 10.7 certificates (EP&A Act)	2	18	14
Section 603 certificates	2	16	15
Companion animals fees	2	1	1
<b>Total Fees – statutory/regulatory</b>		<b>896</b>	<b>502</b>
<b>(ii) Fees – other (incl. general user charges (per s.608))</b>			
Aerodrome	2	47	81
Aged care	2	748	741
Cemeteries	2	158	173
Leaseback fees – Council vehicles	2	21	23
Multipurpose centre	2	18	15
Transport for NSW (formerly RMS) charges (state roads not controlled by Council) <sup>1</sup>	2	92	662
Tourism	2	14	–
Waste disposal tipping fees	2	51	34
Connection fees	2	24	21
Sportsground Fees	2	41	20
Halls	2	2	1
Library	2	5	5
Stadium Fees	2	64	62
Truck Wash	2	36	30
Other	2	26	28
<b>Total Fees – other</b>		<b>1,347</b>	<b>1,896</b>
<b>Total Fees</b>		<b>2,243</b>	<b>2,398</b>
<b>Total user charges and fees</b>		<b>3,797</b>	<b>3,854</b>
<b>Timing of revenue recognition for user charges and fees</b>			
User charges and fees recognised at a point in time (2)		3,797	3,854
<b>Total user charges and fees</b>		<b>3,797</b>	<b>3,854</b>

### Material accounting policy information

Revenue arising from user charges and fees is recognised when or as the performance obligation is completed and the customer receives the benefit of the goods / services being provided.

The performance obligation relates to the specific services which are provided to the customers and generally the payment terms are within 30 days of the provision of the service or in some cases such as caravan parks, the customer is required to pay on arrival or a deposit in advance. There is no material obligation for Council in relation to refunds or returns.

Licences granted by Council are all either short-term or low value and all revenue from licences is recognised at the time that the licence is granted rather than over the term of the licence.

(1) Less income due to Council ceasing the state roads contract with Transport for NSW

## B2-3 Other revenues

\$ '000	Timing	2024	2023
Fines	2	7	5
Legal fees recovery – rates and charges (extra charges)	2	16	54
Insurance claims recoveries	2	202	208
Commissions and agency fees	2	46	42
Recycling income (non-domestic)	2	38	24
Diesel rebate	2	87	73
Sales – general	2	83	38
Incentive insurance rebate	2	31	27
Insurance reimbursement	2	9	8
Rural fire service reimbursement	2	843	161
Sale of scrap materials	2	30	6
Temporary Sale of Water Allocation	2	405	288
Volunteer Services	2	338	529
Other	2	20	45
<b>Total other revenue</b>		<b>2,155</b>	<b>1,508</b>
<b>Timing of revenue recognition for other revenue</b>			
Other revenue recognised at a point in time (2)		2,155	1,508
<b>Total other revenue</b>		<b>2,155</b>	<b>1,508</b>

### Material accounting policy information for other revenue

Where the revenue is earned for the provision of specified goods / services under an enforceable contract, revenue is recognised when or as the obligations are satisfied.

Statutory fees and fines are recognised as revenue when the service has been provided, the payment is received or when the penalty has been applied, whichever occurs first.

Other revenue is recorded when the payment is due, the value of the payment is notified, or the payment is received, whichever occurs first.

## B2-4 Grants and contributions

\$ '000	Timing	Operating 2024	Operating 2023	Capital 2024	Capital 2023
<b>General purpose grants and non-developer contributions (untied)</b>					
<b>General purpose (untied)</b>					
<b>Current year allocation</b>					
Financial assistance	2	310	1,597	-	-
<b>Payment in advance - future year allocation</b>					
Financial assistance	2	5,558	6,119	-	-
<b>Amount recognised as income during current year</b>		<b>5,868</b>	<b>7,716</b>	<b>-</b>	<b>-</b>
<b>Special purpose grants and non-developer contributions (tied)</b>					
<b>Cash contributions</b>					
Water supplies	2	-	-	120	24
Sewerage	1	-	-	3,491	332
Aged care	2	-	11	-	-
Economic development	2	171	-	-	-
Employment and training programs	2	128	16	-	-
Heritage and cultural	2	19	65	-	-
Library	2	-	-	-	36
Library – per capita	2	63	61	-	-
Library – special projects	2	20	19	-	-
Noxious weeds	2	48	44	-	-
Community services	2	33	43	-	-
Floodplain mapping and land use	2	62	109	-	-
Lake Talbot – boat ramp	2	-	-	190	-
Crown Lands	2	-	-	115	-
Street lighting	2	35	87	-	-
Stronger Country Communities - Council Projects	1	-	-	665	297
Local Roads & Community Infrastructure	1	-	-	1,718	675
Playground on The Murrumbidgee	1	-	-	369	2,990
Regional Airports	1	-	-	(52)	7
Recreation and culture	2	-	9	75	-
Transport (roads to recovery)	2	1,392	603	-	-
Drainage	1	-	-	144	106
Health and safety	2	-	63	-	-
Transport (other roads and bridges funding)	2	4,085	3,454	1,519	414
Other specific grants	2	-	238	37	-
Tourism	2	59	14	-	-
Recreation and culture	1	-	-	307	83
Transport for NSW contributions (regional roads, block grant)	2	499	574	2	92
Other contributions	2	-	-	-	1
Leeton Shire Council aerodrome contributions	2	67	61	32	4
Disaster Recovery Funding	2	-	1,000	-	-
<b>Total special purpose grants and non-developer contributions – cash</b>		<b>6,681</b>	<b>6,471</b>	<b>8,732</b>	<b>5,061</b>
<b>Non-cash contributions</b>					
Rural Fire Services - Red Fleet	2	-	-	617	46
Roads and bridges	2	-	-	16	-
Water supplies (excl. section 64 contributions)	2	-	-	121	-
<b>Total other contributions – non-cash</b>		<b>-</b>	<b>-</b>	<b>754</b>	<b>46</b>
<b>Total special purpose grants and non-developer contributions (tied)</b>		<b>6,681</b>	<b>6,471</b>	<b>9,486</b>	<b>5,107</b>
<b>Total grants and non-developer contributions</b>		<b>12,549</b>	<b>14,187</b>	<b>9,486</b>	<b>5,107</b>

## B2-4 Grants and contributions (continued)

\$ '000	Timing	Operating 2024	Operating 2023	Capital 2024	Capital 2023
<b>Comprising:</b>					
– Commonwealth funding		7,388	8,346	1,718	675
– State funding		5,036	5,611	6,646	4,298
– Other funding		125	230	1,122	134
		<b>12,549</b>	<b>14,187</b>	<b>9,486</b>	<b>5,107</b>

### Developer contributions

\$ '000	Notes	Timing	Operating 2024	Operating 2023	Capital 2024	Capital 2023
<b>Developer contributions: (s7.4 &amp; s7.11 - EP&amp;A Act, s64 of the LGA):</b>						
	G4					
<b>Cash contributions</b>						
S 7.12 – fixed development consent levies		2	–	–	15	55
S 64 – water supply contributions		2	–	–	7	43
S 64 – sewerage service contributions		2	–	–	2	12
<b>Total developer contributions – cash</b>			<b>–</b>	<b>–</b>	<b>24</b>	<b>110</b>
<b>Total developer contributions</b>			<b>–</b>	<b>–</b>	<b>24</b>	<b>110</b>
<b>Total contributions</b>			<b>–</b>	<b>–</b>	<b>24</b>	<b>110</b>
<b>Total grants and contributions</b>			<b>12,549</b>	<b>14,187</b>	<b>9,510</b>	<b>5,217</b>
<b>Timing of revenue recognition for grants and contributions</b>						
Grants and contributions recognised over time (1)			–	–	–	4,490
Grants and contributions recognised at a point in time (2)			12,549	14,187	9,510	727
<b>Total grants and contributions</b>			<b>12,549</b>	<b>14,187</b>	<b>9,510</b>	<b>5,217</b>

### Unspent grants and contributions

Certain grants and contributions are obtained by Council on the condition they be spent in a specified manner or in a future period but which are not yet spent in accordance with those conditions are as follows:

\$ '000	Operating 2024	Operating 2023	Capital 2024	Capital 2023
<b>Unspent grants and contributions</b>				
Unspent funds at 1 July	5,773	1,256	3,504	2,777
<b>Add:</b> Funds recognised as revenue in the reporting year but not yet spent in accordance with the conditions	4,922	5,306	65	129
<b>Add:</b> Funds received and not recognised as revenue in the current year	–	–	1,128	1,510
<b>Less:</b> Funds recognised as revenue in previous years that have been spent during the reporting year	(2,077)	(784)	(6)	(10)
<b>Less:</b> Funds received in prior year but revenue recognised and funds spent in current year	–	(5)	(2,372)	(902)
<b>Unspent funds at 30 June</b>	<b>8,618</b>	<b>5,773</b>	<b>2,319</b>	<b>3,504</b>

## B2-4 Grants and contributions (continued)

---

### Material accounting policy information

#### Grants and contributions – enforceable agreement with sufficiently specific performance obligations

Grant and contribution revenue from an agreement which is enforceable and contains sufficiently specific performance obligations is recognised as or when control of each performance obligations is transferred.

The performance obligations vary according to the agreement but include evidence of the event taking place or satisfactory achievement of milestones. Payment terms vary depending on the terms of the grant, cash is received upfront for some grants and on the achievement of certain payment milestones for others.

Performance obligations may be satisfied either at a point in time or over time and this is reflected in the revenue recognition pattern. Point in time recognition occurs when the beneficiary obtains control of the goods / services at a single time (e.g. completion of the project when a report / outcome is provided), whereas over time recognition is where the control of the services is ongoing throughout the project (e.g. provision of community health services through the year).

Where control is transferred over time, generally the input methods being either costs or time incurred are deemed to be the most appropriate methods to reflect the transfer of benefit.

#### Capital grants

Capital grants received by Council under an enforceable contract for the acquisition or construction of infrastructure, property, plant and equipment to identified specifications which will be under Council's control on completion are recognised as revenue as and when the obligation to construct or purchase is completed.

For construction projects, this is generally as the construction progresses in accordance with costs incurred since this is deemed to be the most appropriate measure of the completeness of the construction project.

For acquisitions of assets, the revenue is recognised when the asset is acquired and controlled by the Council.

#### Developer contributions

Council has obligations to provide facilities from contribution revenues levied on developers under the provisions of sections 7.4, 7.11 and 7.12 of the *Environmental Planning and Assessment Act 1979* (EP&A Act).

While Council generally incorporates these amounts as part of a Development Consents Order, such developer contributions are only recognised as income upon receipt by Council, due to the possibility that individual development consents may not be acted upon by the applicant and, accordingly, would not be payable to Council.

Developer contributions may only be expended for the purposes for which the contributions were required, but Council may apply contributions according to the priorities established in work schedules for the contribution plan.

#### Other grants and contributions

Assets, including cash, received from other grants and contributions are recognised at fair value when the asset is received. Council considers whether there are any related liability or equity items associated with the asset which are recognised in accordance with the relevant accounting standard.

Once the assets and liabilities have been recognised then income is recognised for any remaining asset value at the time that the asset is received.

## B2-5 Interest and investment income

\$ '000	2024	2023
<b>Interest on financial assets measured at amortised cost</b>		
– Overdue rates and annual charges (incl. special purpose rates)	71	46
– Overdue user fees and charges	1	–
– Cash and investments	1,704	611
Dividend income (other)	1	1
<b>Total interest and investment income</b>	<b>1,777</b>	<b>658</b>
<b>Interest and investment income is attributable to:</b>		
<b>Unrestricted investments/financial assets:</b>		
Overdue rates and annual charges (general fund)	71	24
General Council cash and investments	1,182	376
<b>Restricted investments/funds – external:</b>		
Developer contributions		
- Section 7.4 Planning Agreements	12	6
– Section 7.11	3	2
- Section 7.12	10	5
– Section 64	15	7
Water fund operations	310	146
Sewerage fund operations	103	66
Domestic waste management operations	71	26
<b>Total interest and investment income</b>	<b>1,777</b>	<b>658</b>

## B2-6 Other income

\$ '000	Notes	2024	2023
<b>Rental income</b>			
<b>Other lease income</b>			
Aerodrome Hangers		21	10
Caravan Park		99	93
Housing		43	46
Reverse Vending Machine		5	2
Shops & Offices		28	27
Tower Rental		51	37
Other		4	2
<b>Total other lease income</b>		<b>251</b>	<b>217</b>
<b>Total rental income</b>	C2-2	<b>251</b>	<b>217</b>
<b>Total other income</b>		<b>251</b>	<b>217</b>



## B3 Costs of providing services

### B3-1 Employee benefits and on-costs

\$ '000	2024	2023
Salaries and wages	7,460	7,002
Employee leave entitlements (ELE)	1,591	1,516
Superannuation	936	864
Workers' compensation insurance	238	183
Fringe benefit tax (FBT)	30	38
Sick leave insurance	24	–
Other	8	10
<b>Total employee costs</b>	<b>10,287</b>	<b>9,613</b>
Less: capitalised costs	(1,418)	(1,054)
<b>Total employee costs expensed</b>	<b>8,869</b>	<b>8,559</b>

#### Material accounting policy information

Council participates in a defined benefit plan under the Local Government Superannuation Scheme, however, sufficient information to account for the plan as a defined benefit is not available and therefore Council accounts for its obligations to defined benefit plans on the same basis as its obligations to defined contribution plans, i.e. as an expense when it becomes payable – refer to Note E3-1 for more information.

### B3-2 Materials and services

\$ '000	Notes	2024	2023
Advertising		7	11
Audit Fees	F2-1	65	54
Bank charges		58	57
Contractor costs		1,196	1,213
Councillor and Mayoral fees and associated expenses	F1-2	203	181
Electricity and heating		652	662
Fire control expenses		105	68
Insurance		526	450
Other expenses		13	70
Postage		25	22
Printing and stationery		34	24
Raw materials and consumables		5,082	5,267
Street lighting		115	99
Subscriptions and publications		92	90
Telephone and communications		86	80
Valuation fees		34	31
Volunteer Services expense		338	529
Internal audit expenses		43	33
<b>Legal expenses:</b>			
– Legal expenses: debt recovery		16	54
– Legal expenses: other		3	–
Expenses from leases of low value assets		10	9
Variable lease expense relating to usage		3	3
<b>Total materials and services</b>		<b>8,706</b>	<b>9,007</b>
<b>Total materials and services</b>		<b>8,706</b>	<b>9,007</b>

### B3-3 Borrowing costs

\$ '000	Notes	2024	2023
<b>(i) Interest bearing liability costs</b>			
Interest on leases		1	1
Interest on loans		43	46
Discount adjustments relating to movements in provisions (other than ELE)		–	–
– Remediation liabilities	C3-5	22	17
<b>Total borrowing costs expensed</b>		<b>66</b>	<b>64</b>

### B3-4 Depreciation, amortisation and impairment of non-financial assets

#### Depreciation and amortisation

Plant and equipment		762	674
Plant and equipment - specialised (RFS Red Fleet)		194	181
Office equipment		167	158
Furniture and fittings		5	5
Land improvements		6	5
<b>Infrastructure:</b>	C1-7		
– Buildings – non-specialised		839	717
– Buildings – specialised		477	488
– Other structures		672	675
– Roads		1,900	1,900
– Bridges		147	145
– Footpaths		20	21
– Stormwater drainage		82	82
– Water supply network		725	633
– Sewerage network		394	348
– Swimming pools		119	105
– Other open space/recreational assets		78	116
Right of use assets	C2-1	6	4
<b>Other assets:</b>			
– Library books		31	26
<b>Reinstatement, rehabilitation and restoration assets:</b>			
– Tip assets	C1-7	16	14
<b>Total gross depreciation and amortisation costs</b>		<b>6,640</b>	<b>6,297</b>

#### Impairment / revaluation decrement of IPPE

<b>Infrastructure:</b>	C1-7		
– Other structures		–	1
– Roads		(695)	–
– Bridges		(339)	–
<b>Total gross IPPE impairment / revaluation decrement costs</b>		<b>(1,034)</b>	<b>1</b>

Total IPPE impairment / revaluation decrement costs charged to Income Statement

(1,034) 1

Total depreciation, amortisation and impairment for non-financial assets

5,606 6,298

#### Material accounting policy information

##### Depreciation and amortisation

Depreciation and amortisation are calculated using the straight line method to allocate their cost, net of their residual values, over their estimated useful lives.

##### Impairment of non-financial assets

Council assets held at fair value that are not held primarily for their ability to generate net cash flow, and that are deemed to be specialised, are not tested for impairment since these assets are assessed on an annual basis to ensure that the carrying amount is not materially different from fair value and therefore, an impairment loss would be captured during this assessment.

### B3-4 Depreciation, amortisation and impairment of non-financial assets (continued)

Other assets are tested for impairment whenever events or changes in circumstances indicate that the carrying amount may not be recoverable. An impairment loss is recognised for the amount by which the asset's carrying amount exceeds its recoverable amount. The recoverable amount is the higher of an asset's fair value less costs to sell and value in use.

For the purposes of assessing impairment, assets are grouped at the lowest levels for which there are separately identifiable cash inflows that are largely independent of the cash inflows from other assets or groups of assets (cash-generating units). Non-financial assets that suffered an impairment are reviewed for possible reversal of the impairment at each reporting date.

Impairment losses for revalued assets are firstly offset against the amount in the revaluation surplus for the class of asset, with only the excess to be recognised in the Income Statement.

### B3-5 Other expenses

\$ '000	2024	2023
<b>Impairment of receivables</b>		
Other	72	7
<b>Total impairment of receivables</b>	<b>72</b>	<b>7</b>
<b>Other</b>		
Contributions/levies to other levels of government		
– Emergency services levy (includes FRNSW, SES, and RFS levies)	354	342
– Western Riverina Library	34	32
Donations, contributions and assistance to other organisations (Section 356)	45	27
Street Lighting	–	106
<b>Total other</b>	<b>433</b>	<b>507</b>
<b>Total other expenses</b>	<b>505</b>	<b>514</b>

## B4 Gains or losses

### B4-1 Gain or loss from the disposal, replacement and de-recognition of assets

\$ '000	Notes	2024	2023
<b>Gain (or loss) on disposal of property (excl. investment property)</b>			
Less: carrying amount of property assets sold/written off		-	(4)
<b>Gain (or loss) on disposal</b>		<b>-</b>	<b>(4)</b>
<b>Gain (or loss) on disposal of plant and equipment</b>			
Proceeds from disposal – plant and equipment	C1-7	210	101
Less: carrying amount of plant and equipment assets sold		(152)	(22)
<b>Gain (or loss) on disposal</b>		<b>58</b>	<b>79</b>
<b>Gain (or loss) on disposal of infrastructure</b>			
Proceeds from disposal – infrastructure	C1-7	-	-
Less: carrying amount of infrastructure assets written off		(420)	(285)
<b>Gain (or loss) on disposal</b>		<b>(420)</b>	<b>(285)</b>
<b>Gain (or loss) on disposal of real estate assets held for sale</b>			
Proceeds from disposal – real estate assets	C1-5	-	1,325
Less: carrying amount of real estate assets sold		-	(1,000)
<b>Gain (or loss) on disposal</b>		<b>-</b>	<b>325</b>
<b>Gain (or loss) on disposal of investments</b>			
Proceeds from disposal/redemptions/maturities – investments	C1-2	32,553	27,846
Less: carrying amount of investments sold/redeemed/matured		(32,553)	(27,846)
<b>Gain (or loss) on disposal</b>		<b>-</b>	<b>-</b>
<b>Gain (or loss) on disposal of plant and equipment - specialised</b>			
Proceeds from disposal – plant and equipment - specialised		-	-
Less: carrying amount of plant and equipment - specialised assets sold/written off		(170)	-
<b>Gain (or loss) on disposal</b>		<b>(170)</b>	<b>-</b>
<b>Gain (or loss) on disposal of office equipment</b>			
Proceeds from disposal – Office equipment		-	-
Less: carrying amount of office equipment assets written off		-	(7)
<b>Gain (or loss) on disposal</b>		<b>-</b>	<b>(7)</b>
<b>Gain (or loss) on disposal of work in progress</b>			
Proceeds from disposal – Work in progress		-	-
Less: carrying amount of work in progress assets written off		(264)	(130)
<b>Gain (or loss) on disposal</b>		<b>(264)</b>	<b>(130)</b>
<b>Net gain (or loss) from disposal of assets</b>		<b>(796)</b>	<b>(22)</b>

## B5 Performance against budget

### B5-1 Material budget variations

Council's original budget was adopted by the Council on 20 June 2023 and is not required to be audited. The original projections on which the budget was based have been affected by a number of factors. These include state and federal government decisions, including new grant programs, changing economic activity, environmental factors, and by decisions made by Council.

While these General Purpose Financial Statements include the original budget adopted by Council, the Act requires Council to review its financial budget on a quarterly basis, so it is able to manage the variation between actuals and budget that invariably occur during the year.

**Material variations of more than 10%** between original budget and actual results or where the variance is considered material by nature are explained below.

**Variation Key:** **F** = Favourable budget variation, **U** = Unfavourable budget variation.

\$ '000	2024 Budget	2024 Actual	2024 ----- Variance -----	
<b>Revenues</b>				
<b>Rates and annual charges</b>	8,966	8,940	(26)	0% <b>U</b>
<b>User charges and fees</b>	2,948	3,797	849	29% <b>F</b>
Higher than anticipated revenues relating to:				
<ul style="list-style-type: none"> <li>• Private Works \$605,000</li> <li>• Community Transport \$119,000</li> <li>• State Road Contract \$92,000</li> <li>• DA Subdivision Fees \$21,000</li> </ul>				
<b>Other revenues</b>	2,083	2,155	72	3% <b>F</b>
<b>Operating grants and contributions</b>	7,646	12,549	4,903	64% <b>F</b>
Council received the following grants that were not known at the time of budget preparation:				
<ul style="list-style-type: none"> <li>• Training revenues \$97,000</li> <li>• Flood studies \$60,000</li> <li>• Youth holiday break \$30,000</li> <li>• Roads to recovery \$395,000</li> <li>• Active transport plan \$34,000</li> <li>• Regional emergency road repair fund \$3,976,990</li> <li>• Regional drought resilience \$168,000</li> <li>• Open streets program \$30,000</li> <li>• Financial assistance grant \$141,000</li> </ul>				
<b>Capital grants and contributions</b>	6,609	9,510	2,901	44% <b>F</b>
Council recognised income for the following:				
<ul style="list-style-type: none"> <li>• Rural Fire Service contribution \$1,328,000</li> <li>• Stronger Country Communities \$665,000</li> <li>• Barellan netball court contribution \$203,500</li> <li>• Narrandera tennis club contribution \$103,000</li> <li>• Playground on the murrumbidgee \$368,500</li> <li>• Local roads and community infrastructure \$1,718,000</li> <li>• Crown reserve improvement fund \$115,000</li> <li>• Everyone can play \$75,000</li> <li>• Remote roads pilot program \$859,000</li> <li>• Projects budgeted requiring a fully funded grant have not been successful (\$2,385,000)</li> </ul>				
<b>Interest and investment revenue</b>	907	1,777	870	96% <b>F</b>
Council has benefited from higher than anticipated term deposit interest rates				
<b>Net gains from disposal of assets</b>	92	-	(92)	(100)% <b>U</b>
Council disposed of several infrastructure property plant and equipment assets in 23-24 resulting in a loss on disposal of assets				

## B5-1 Material budget variations (continued)

\$ '000	2024 Budget	2024 Actual	2024 ----- Variance -----		
<b>Other income</b>	<b>233</b>	<b>251</b>	<b>18</b>	<b>8%</b>	<b>F</b>
<b>Expenses</b>					
<b>Employee benefits and on-costs</b>	<b>8,872</b>	<b>8,869</b>	<b>3</b>	<b>0%</b>	<b>F</b>
<b>Materials and services</b>	<b>6,242</b>	<b>8,706</b>	<b>(2,464)</b>	<b>(39)%</b>	<b>U</b>
Higher than budgeted expenses relating to:					
<ul style="list-style-type: none"> <li>• Finance project expenses \$96,000</li> <li>• HR training and recruitment \$83,000</li> <li>• Salary structure review \$31,500</li> <li>• Parks \$114,000</li> <li>• Roads \$452,000 (council funded)</li> <li>• Roads \$428,000 (grant funded)</li> <li>• Workshop \$128,000</li> <li>• Private works \$561,000 (offset by additional income)</li> <li>• Water \$245,000</li> </ul>					
<b>Borrowing costs</b>	<b>60</b>	<b>66</b>	<b>(6)</b>	<b>(10)%</b>	<b>U</b>
<ul style="list-style-type: none"> <li>• Higher than budgeted interest expense for the Tip remediation provision \$12,000</li> </ul>					
<b>Depreciation, amortisation and impairment of non-financial assets</b>	<b>6,622</b>	<b>5,606</b>	<b>1,016</b>	<b>15%</b>	<b>F</b>
Roads and bridges impairment reversed reported one-off favourable variance.					
<b>Other expenses</b>	<b>431</b>	<b>505</b>	<b>(74)</b>	<b>(17)%</b>	<b>U</b>
<ul style="list-style-type: none"> <li>• Council recorded a provision for bad debts for \$67,000 and higher than budgeted contributions to local organisations of \$10,000</li> </ul>					
<b>Statement of cash flows</b>					
<b>Cash flows from operating activities</b>	<b>12,603</b>	<b>17,845</b>	<b>5,242</b>	<b>42%</b>	<b>F</b>
Council received higher than budgeted revenues from grants and contributions					
<b>Cash flows from investing activities</b>	<b>(17,256)</b>	<b>(15,019)</b>	<b>2,237</b>	<b>(13)%</b>	<b>F</b>
Council acquired more term deposits than budgeted					
<b>Cash flows from financing activities</b>	<b>5,153</b>	<b>1,649</b>	<b>(3,504)</b>	<b>(68)%</b>	<b>U</b>
Council budgeted the drawdown of a loan for the Narrandera urban stormwater project, the loan drawdown has been deferred to the 24-25 financial year					

## C Financial position

### C1 Assets we manage

#### C1-1 Cash and cash equivalents

\$ '000	2024	2023
<b>Cash assets</b>		
Cash at bank and on hand	6,277	536
Cash equivalent assets		
– Deposits at call	1,914	3,180
<b>Total cash and cash equivalents</b>	<b>8,191</b>	<b>3,716</b>

#### Reconciliation of cash and cash equivalents

Total cash and cash equivalents per Statement of Financial Position	8,191	3,716
<b>Balance as per the Statement of Cash Flows</b>	<b>8,191</b>	<b>3,716</b>

#### C1-2 Financial investments

\$ '000	2024 Current	2024 Non-current	2023 Current	2023 Non-current
<b>Financial assets at fair value through the profit and loss</b>				
Unlisted equity securities	10	–	10	–
<b>Total</b>	<b>10</b>	<b>–</b>	<b>10</b>	<b>–</b>
<b>Debt securities at amortised cost</b>				
Long term deposits	29,290	–	32,553	–
<b>Total</b>	<b>29,290</b>	<b>–</b>	<b>32,553</b>	<b>–</b>
<b>Total financial investments</b>	<b>29,300</b>	<b>–</b>	<b>32,563</b>	<b>–</b>
<b>Total cash assets, cash equivalents and investments</b>	<b>37,491</b>	<b>–</b>	<b>36,279</b>	<b>–</b>

#### Material accounting policy information

Financial instruments are recognised initially on the date that the Council becomes party to the contractual provisions of the instrument.

On initial recognition, all financial instruments are measured at fair value plus transaction costs (except for instruments measured at fair value through profit or loss where transaction costs are expensed as incurred).

#### Financial assets

All recognised financial assets are subsequently measured in their entirety at either amortised cost or fair value, depending on the classification of the financial assets.

#### Classification

Council classifies its financial assets in the following categories:

- financial assets at fair value through profit or loss;
- financial assets at amortised cost;

The classification depends on the purpose for which the investments were acquired.

Management determines the classification of its investments at initial recognition and, in the case of assets classified as held-to-maturity, re-evaluates this designation at each reporting date.

## C1-2 Financial investments (continued)

### Amortised cost

Council's financial assets measured at amortised cost comprise trade and other receivables, term deposits and cash and cash equivalents in the Statement of Financial Position. Term deposits with an initial term of more than 3 months are classified as investments rather than cash and cash equivalents.

Subsequent to initial recognition, these assets are carried at amortised cost using the effective interest rate method less provision for impairment.

Interest income, impairment and gains or loss on de-recognition are recognised in profit or loss.

### Financial assets through profit or loss

All financial assets not classified as measured at amortised cost are measured at fair value through profit or loss.

Net gains or losses, including any interest or dividend income, are recognised in profit or loss.

Council's financial assets measured at fair value through profit or loss are investments in Narrandera District Investments Ltd. (Bendigo Bank).

## C1-3 Restricted and allocated cash, cash equivalents and investments

\$ '000	2024	2023
(a) Externally restricted cash, cash equivalents and investments		
<b>Total cash, cash equivalents and investments</b>	<b>37,491</b>	36,279
Less: Externally restricted cash, cash equivalents and investments	<u>(21,468)</u>	<u>(19,842)</u>
<b>Cash, cash equivalents and investments not subject to external restrictions</b>	<b>16,023</b>	16,437
<b>External restrictions – included in liabilities</b>		
External restrictions included in cash, cash equivalents and investments above comprise:		
Specific purpose unexpended loans – sewer	2,046	1,451
Specific purpose unexpended grants – general fund	1,084	2,505
Unexpended contributions - general fund	<u>332</u>	<u>155</u>
<b>External restrictions – included in liabilities</b>	<b>3,462</b>	4,111

### External restrictions

External restrictions included in cash, cash equivalents and investments above comprise:

Developer contributions – general	559	524
Developer contributions – water fund	236	219
Developer contributions – sewer fund	99	92
Transport for NSW contributions	103	103
Specific purpose unexpended grants (recognised as revenue) – general fund	8,158	5,373
Water fund	5,304	5,121
Water supplies – carry over works	641	883
Water supplies – Retention	–	21
Sewer fund	105	388
Sewerage services – carry over works	690	732
Stormwater management	41	369
Crown lands	423	302
Waste management	1,647	1,604
Specific purpose unexpended loans - sewer	–	–
Specific purpose unexpended grants - general fund	–	–



### C1-3 Restricted and allocated cash, cash equivalents and investments (continued)

\$ '000	2024	2023
Unexpended contributions - general fund	–	–
<b>External restrictions</b>	<b>18,006</b>	<b>15,731</b>
<b>Total external restrictions</b>	<b>21,468</b>	<b>19,842</b>

Cash, cash equivalents and investments subject to external restrictions are those which are only available for specific use by Council due to a restriction placed by legislation or third-party contractual agreement.

\$ '000	2024	2023
<b>(b) Internal allocations</b>		
<b>Cash, cash equivalents and investments not subject to external restrictions</b>	<b>16,023</b>	<b>16,437</b>
Less: Internal allocations restricted cash, cash equivalents and investments	<b>(15,438)</b>	<b>(16,092)</b>
<b>Unrestricted and unallocated cash, cash equivalents and investments</b>	<b>585</b>	<b>345</b>

#### Internal allocations

At 30 June, Council has internally allocated funds to the following:

Plant and vehicle replacement	2,155	1,892
Organisational service assets & projects	910	2,924
Employees leave entitlement	1,301	1,178
Carry over works revenue funded	1,417	1,198
Deposits, retentions and bonds	229	185
Organisational strategy and governance	1,563	–
Community transport	365	–
Financial assistance grant received in advance	5,558	6,119
Information technology renewal & replacement	600	670
Property development	609	762
Reverse cycle vending machine	4	–
Quarry rehabilitation	180	17
Cemetery perpetual maintenance	483	455
Council committees	64	60
Other	–	632
<b>Total internal allocations</b>	<b>15,438</b>	<b>16,092</b>

Cash, cash equivalents and investments not subject to external restrictions may be internally allocated by resolution or policy of the elected Council.

## C1-4 Receivables

\$ '000	2024	2024	2023	2023
	Current	Non-current	Current	Non-current
Rates and annual charges	767	2	646	–
Interest and extra charges	69	–	89	–
User charges and fees	761	–	485	–
Accrued revenues				
– Interest on investments	678	–	310	–
– Other income accruals	186	–	126	–
– User charges and fees (Water consumption)	195	–	121	–
Deferred debtors	87	–	73	–
Government grants and subsidies	828	–	411	–
Net GST receivable	98	–	39	–
Transport for NSW receivables	–	–	95	–
Other debtors	407	–	–	–
<b>Total</b>	<b>4,076</b>	<b>2</b>	<b>2,395</b>	<b>–</b>
<b>Less: provision for impairment</b>				
Rates and annual charges	(26)	–	(26)	–
Interest and extra charges	(2)	–	(2)	–
User charges and fees	(75)	–	(7)	–
<b>Total provision for impairment – receivables</b>	<b>(103)</b>	<b>–</b>	<b>(35)</b>	<b>–</b>
<b>Total net receivables</b>	<b>3,973</b>	<b>2</b>	<b>2,360</b>	<b>–</b>

### Material accounting policy information

Receivables are recognised initially at fair value and subsequently measured at amortised cost using the effective interest method, less provision for impairment. Receivables are generally due for settlement within 30 days.

### Impairment

Impairment of financial assets measured at amortised cost is recognised on an expected credit loss (ECL) basis.

When estimating ECL, Council considers reasonable and supportable information that is relevant and available without undue cost or effort. This includes both quantitative and qualitative information and analysis based on Council's historical experience and informed credit assessment, and including forward-looking information.

Council uses the simplified approach for trade receivables where the expected lifetime credit losses are recognised on day 1.

When considering the ECL for rates and annual charges debtors, Council takes into account that unpaid rates represent a charge against the rateable property that will be recovered when the property is next sold.

Credit losses are measured at the present value of the difference between the cash flows due to the entity in accordance with the contract, and the cash flows expected to be received. This is applied using a probability weighted approach.

Council writes off a receivable when there is information indicating that the debtor is in severe financial difficulty and there is no realistic prospect of recovery, e.g. when the debtor has been placed under liquidation or has entered into bankruptcy proceedings, whichever occurs first.

None of the receivables that have been written off are subject to enforcement activity.

Where Council renegotiates the terms of receivables due from certain customers, the new expected cash flows are discounted at the original effective interest rate and any resulting difference to the carrying value is recognised in profit or loss.

## C1-5 Inventories

\$ '000	2024 Current	2024 Non-current	2023 Current	2023 Non-current
<b>(i) Inventories at cost</b>				
Real estate for resale	19	285	19	161
Stores and materials	534	–	412	–
Trading stock	22	–	16	–
<b>Total inventories at cost</b>	<b>575</b>	<b>285</b>	<b>447</b>	<b>161</b>
<b>Total inventories</b>	<b>575</b>	<b>285</b>	<b>447</b>	<b>161</b>

### (i) Other disclosures

\$ '000	2024 Current	2024 Non-current	2023 Current	2023 Non-current
<b>(a) Details for real estate development</b>				
Industrial/commercial	19	285	19	161
<b>Total real estate for resale</b>	<b>19</b>	<b>285</b>	<b>19</b>	<b>161</b>

### Material accounting policy information

#### Raw materials and stores, work in progress and finished goods

Costs of purchased inventory are determined after deducting rebates and discounts. Net realisable value is the estimated selling price in the ordinary course of business less the estimated costs of completion and the estimated costs necessary to make the sale.

#### Land held for resale

Cost is assigned by specific identification and includes the cost of acquisition, and development and borrowing costs during development.

## C1-6 Contract assets and Contract cost assets

\$ '000	2024 Current	2024 Non-current	2023 Current	2023 Non-current
Contract assets	1,540	–	1,224	–
<b>Total contract assets and contract cost assets</b>	<b>1,540</b>	<b>–</b>	<b>1,224</b>	<b>–</b>

### Contract assets

Construction of Transport assets	1,000	–	25	–
Construction of Sewer assets	425	–	323	–
Construction of Recreation assets	–	–	831	–
Construction of Water assets	115	–	24	–
Other	–	–	21	–
<b>Total contract assets</b>	<b>1,540</b>	<b>–</b>	<b>1,224</b>	<b>–</b>

## C1-7 Infrastructure, property, plant and equipment

By aggregated asset class	At 1 July 2023			Asset movements during the reporting period								At 30 June 2024		
	Gross carrying amount	Accumulated depreciation and impairment	Net carrying amount	Additions renewals <sup>1</sup>	Additions new assets	Carrying value of disposals	Depreciation expense	Impairment loss / revaluation decrements (recognised in P/L)	WIP transfers	Re-measurement movements	Revaluation increments/(decrements)	Gross carrying amount	Accumulated depreciation and impairment	Net carrying amount
<b>\$ '000</b>														
Capital work in progress	9,761	–	9,761	4,648	7,343	(264)	–	–	(6,789)	–	–	14,699	–	14,699
Plant and equipment	9,221	(5,669)	3,552	–	1,063	(90)	(762)	–	–	–	–	9,699	(5,939)	3,760
Plant and equipment - specialised	4,825	(2,565)	2,260	102	719	(170)	(194)	–	–	–	–	5,135	(2,622)	2,513
Office equipment	1,932	(1,503)	429	–	94	–	(167)	–	–	–	–	2,025	(1,672)	353
Furniture and fittings	155	(148)	7	–	–	–	(5)	–	–	–	–	155	(153)	2
<b>Land:</b>														
– Operational land	3,622	–	3,622	–	–	–	–	–	–	–	134	3,756	–	3,756
– Community land	6,661	–	6,661	–	–	–	–	–	–	–	966	7,627	–	7,627
– Land under roads (post 30/6/08)	66	–	66	–	16	–	–	–	–	–	30	112	–	112
Land improvements – non-depreciable	288	–	288	–	–	–	–	–	–	–	11	299	–	299
Land improvements	256	(20)	236	–	–	–	(6)	–	–	–	8	266	(27)	239
<b>Infrastructure:</b>														
– Buildings – non-specialised	31,054	(20,243)	10,811	172	170	–	(839)	–	271	–	530	32,930	(21,815)	11,115
– Buildings – specialised	17,704	(8,703)	9,001	44	280	–	(477)	–	3,252	–	443	22,103	(9,560)	12,543
– Other structures	22,094	(9,604)	12,490	–	901	–	(672)	–	1,454	–	612	25,531	(10,744)	14,787
– Roads	101,737	(37,714)	64,023	1,220	404	–	(1,900)	695	720	–	(16,193)	83,112	(34,143)	48,969
– Bridges	17,817	(7,216)	10,601	774	20	(283)	(147)	339	668	–	4,037	25,178	(9,168)	16,010
– Footpaths	1,927	(600)	1,327	5	–	(2)	(20)	–	25	–	551	2,943	(1,058)	1,885
– Bulk earthworks (non-depreciable)	68,950	–	68,950	–	–	–	–	–	–	–	8,462	77,412	–	77,412
– Stormwater drainage	11,891	(4,181)	7,710	–	28	–	(82)	–	–	–	(968)	13,808	(7,121)	6,687
– Water supply network	44,937	(22,231)	22,706	64	84	(46)	(725)	–	238	–	1,149	47,432	(23,961)	23,471
– Sewerage network	25,613	(9,197)	16,416	–	–	–	(394)	–	–	–	832	26,912	(10,057)	16,855
– Swimming pools	4,452	(1,358)	3,094	–	–	(16)	(119)	–	–	–	151	4,600	(1,490)	3,110
– Other open space/recreational assets	1,946	(922)	1,024	207	926	(73)	(78)	–	161	–	50	2,993	(775)	2,218
<b>Other assets:</b>														
– Library books	322	(103)	219	–	53	–	(31)	–	–	–	–	375	(134)	241
<b>Reinstatement, rehabilitation and restoration assets (refer Note C3-5):</b>														
– Tip assets	472	(30)	442	–	–	–	(16)	–	–	(87)	–	385	(45)	340
<b>Total infrastructure, property, plant and equipment</b>	<b>387,703</b>	<b>(132,007)</b>	<b>255,696</b>	<b>7,236</b>	<b>12,101</b>	<b>(944)</b>	<b>(6,634)</b>	<b>1,034</b>	<b>–</b>	<b>(87)</b>	<b>805</b>	<b>409,487</b>	<b>(140,484)</b>	<b>269,003</b>

(1) Renewals are defined as the replacement of existing assets (as opposed to the acquisition of new assets).

## C1-7 Infrastructure, property, plant and equipment (continued)

By aggregated asset class	At 1 July 2022			Asset movements during the reporting period									At 30 June 2023		
	Gross carrying amount	Accumulated depreciation and impairment	Net carrying amount	Additions renewals <sup>1</sup>	Additions new assets	Reinstatement costs for impaired assets	Carrying value of disposals	Depreciation expense	Impairment loss / revaluation decrements (recognised in P/L)	WIP transfers	Re-measurement movements	Revaluation increments to equity (ARR)	Gross carrying amount	Accumulated depreciation and impairment	Net carrying amount
<b>\$ '000</b>															
Capital work in progress	9,705	–	9,705	1,567	4,503	–	(126)	–	–	(5,888)	–	–	9,761	–	9,761
Plant and equipment	8,883	(5,122)	3,761	–	487	–	(22)	(674)	–	–	–	–	9,221	(5,669)	3,552
Office equipment	1,856	(1,350)	506	–	66	–	(7)	(158)	–	24	–	–	1,932	(1,503)	429
Furniture and fittings	155	(143)	12	–	–	–	–	(5)	–	–	–	–	155	(148)	7
Plant and equipment - specialised	4,703	(2,308)	2,395	–	47	–	–	(181)	–	–	–	–	4,825	(2,565)	2,260
<b>Land:</b>															
– Operational land	2,396	–	2,396	–	318	–	(4)	–	–	22	–	888	3,622	–	3,622
– Community land	5,021	–	5,021	–	–	–	–	–	–	–	–	1,640	6,661	–	6,661
– Land under roads (post 30/6/08)	25	–	25	–	16	–	–	–	–	–	–	26	66	–	66
Land improvements – non-depreciable	251	–	251	–	–	–	–	–	–	–	–	37	288	–	288
Land improvements – depreciable	223	(12)	211	–	–	–	–	(5)	–	–	–	30	256	(20)	236
<b>Infrastructure:</b>															
– Buildings – non-specialised	29,856	(19,319)	10,537	–	78	–	(31)	(717)	–	351	–	595	31,054	(20,243)	10,811
– Buildings – specialised	16,086	(8,339)	7,747	284	27	–	(5)	(488)	–	938	–	498	17,704	(8,703)	9,001
– Other structures	20,234	(8,505)	11,729	55	81	–	(25)	(675)	(1)	667	–	659	22,094	(9,604)	12,490
– Roads	84,519	(31,429)	53,090	431	702	263	(11)	(1,900)	–	2,052	–	9,396	101,737	(37,714)	64,023
– Bridges	15,203	(6,013)	9,190	–	–	–	–	(145)	–	–	–	1,555	17,817	(7,216)	10,601
– Footpaths	1,464	(482)	982	–	71	–	–	(21)	–	82	–	214	1,927	(600)	1,327
– Bulk earthworks (non-depreciable)	58,836	–	58,836	–	–	–	–	–	–	–	–	10,114	68,950	–	68,950
– Stormwater drainage	11,152	(3,869)	7,283	–	16	–	–	(82)	–	69	–	424	11,891	(4,181)	7,710
– Water supply network	40,666	(20,431)	20,235	–	94	–	(212)	(633)	–	1,662	–	1,560	44,937	(22,231)	22,706
– Sewerage network	23,780	(8,215)	15,565	–	–	–	–	(348)	–	–	–	1,200	25,613	(9,197)	16,416
– Swimming pools	4,217	(1,182)	3,035	–	–	–	–	(105)	–	–	–	163	4,452	(1,358)	3,094
– Other open space/recreational assets	1,820	(758)	1,062	–	2	–	–	(116)	–	21	–	54	1,946	(922)	1,024
<b>Other assets:</b>															
– Library books	261	(77)	184	–	61	–	–	(26)	–	–	–	–	322	(103)	219
<b>Reinstatement, rehabilitation and restoration assets (refer Note C3-5):</b>															
– Tip assets	422	(16)	406	–	–	–	–	(14)	–	–	51	–	472	(30)	442
<b>Total infrastructure, property, plant and equipment</b>	<b>341,734</b>	<b>(117,570)</b>	<b>224,164</b>	<b>2,337</b>	<b>6,569</b>	<b>263</b>	<b>(443)</b>	<b>(6,293)</b>	<b>(1)</b>	<b>–</b>	<b>51</b>	<b>29,053</b>	<b>387,703</b>	<b>(132,007)</b>	<b>255,696</b>

(1) Renewals are defined as the replacement of existing assets (as opposed to the acquisition of new assets).

## C1-7 Infrastructure, property, plant and equipment (continued)

### Material accounting policy information

#### Initial recognition of infrastructure, property, plant and equipment (IPPE)

IPPE is measured initially at cost. Cost includes the fair value of the consideration given to acquire the asset (net of discounts and rebates) and any directly attributable cost of bringing the asset to working condition for its intended use (inclusive of import duties and taxes).

When infrastructure, property, plant and equipment is acquired by Council at significantly below fair value, the assets are initially recognised at their fair value at acquisition date.

Subsequent costs are included in the asset's carrying amount or recognised as a separate asset, as appropriate, only when it is probable that future economic benefits associated with the item will flow to Council and the cost of the item can be measured reliably. All other repairs and maintenance are charged to the Income Statement during the financial period in which they are incurred.

#### Useful lives of IPPE

Land is not depreciated. Depreciation on other assets is calculated using the straight-line method to allocate their cost, net of their residual values, over their estimated useful lives as follows:

<b>Plant and equipment</b>	<b>Years</b>	<b>Other equipment</b>	<b>Years</b>
Office equipment	5 to 10	Playground equipment	15 to 40
Office furniture	5 to 20	Benches, seats etc.	30
Computer equipment	4		
Vehicles	5 to 8	<b>Buildings</b>	
Heavy plant/road making equipment	5 to 15	Buildings: whole of structure	50
Other plant and equipment	5 to 15	Buildings: External	20
		Buildings: Finishes	40
<b>Water and Sewer assets</b>		Buildings: Fittings	40
Reservoirs	60	Buildings: Services	25
Bores	50	Buildings: Structure	60
Network Mains/Reticulation	40 to 80	Buildings: Sub-Structure	60
Pumping Stations	35 to 45	Buildings: Out-buildings	45
Treatment Plant	35 to 45		
Telemetry and Other	30 to 75		
		<b>Stormwater assets</b>	
<b>Transportation assets</b>		Drains	135
Sealed roads: surface	25	Stormwater Culverts	135
Sealed roads & carparks: pavement Classes 1 to 4	95 to 120		
Sealed roads: pavements Classes 5 to 8	35 to 55	<b>Other infrastructure assets</b>	
Bridge: concrete	100	Swimming pools	40
Culverts	75 to 100	Other open space/recreational assets	15 to 40
Unsealed road pavements	30 to 40	Other Structures	15 to 100
Kerb, gutter and footpaths	80		

The assets' residual values and useful lives are reviewed, and adjusted if appropriate, at each reporting date.

#### Revaluation model

Infrastructure, property, plant and equipment are held at fair value. Comprehensive valuations are performed at least every 5 years, however the carrying amount of assets is assessed by Council at each reporting date to confirm that it is not materially different from current fair value and where appropriate, assets are indexed using applicable indices.

Water and sewerage network assets are indexed at each reporting period in accordance with the Rates Reference Manual issued by Department of Planning and Environment – Water.

## C1-7 Infrastructure, property, plant and equipment (continued)

Increases in the carrying amounts arising on revaluation are credited to the IPPE revaluation reserve. To the extent that the increase reverses a decrease previously recognising profit or loss relating to that asset class, the increase is first recognised as profit or loss. Decreases that reverse previous increases of assets in the same class are first charged against IPPE revaluation reserve to the extent of the remaining reserve attributable to the class; all other decreases are charged to the Income Statement.

### Land under roads

Land under roads is land under roadways and road reserves including land under footpaths, nature strips and median strips.

Council has elected not to recognise land under roads acquired before 1 July 2008. Land under roads acquired after 1 July 2008 is recognised in accordance with the IPPE accounting policy.

### Crown reserves

Crown reserves under Council's care and control are recognised as assets of the Council. While ownership of the reserves remains with the Crown, Council retains operational control of the reserves and is responsible for their maintenance and use in accordance with the specific purposes to which the reserves are dedicated.

Improvements on Crown reserves are also recorded as assets, while maintenance costs incurred by Council and revenues relating to the reserves are recognised within Council's Income Statement.

### Rural Fire Service assets

Under Section 119 of the Rural Fire Services Act 1997 (NSW), "all firefighting equipment purchased or constructed wholly or from money to the credit of the Fund is to be vested in the council of the area for or on behalf of which the firefighting equipment has been purchased or constructed".

These Rural Fire Service assets are recognised as assets of the Council in these financial statements.

## C1-8 Other

### Other assets

\$ '000	2024 Current	2024 Non-current	2023 Current	2023 Non-current
Prepayments	12	-	26	-
<b>Total other assets</b>	<b>12</b>	<b>-</b>	<b>26</b>	<b>-</b>

## C2 Leasing activities

### C2-1 Council as a lessee

#### (i) Council as a lessee

Council has leases for office equipment and vehicles. Information relating to the leases in place and associated balances and transactions is provided below.

#### Terms and conditions of leases

##### Vehicles

Council leases vehicles with a lease terms varying of 3 years; the lease payments are fixed during the lease term and there is generally no renewal option.

##### Office and IT equipment

Leases for photocopiers are considered low value assets. The leases are for 5 years with no renewal option, the payments are fixed, however some of the leases include variable payments based on usage.

#### (a) Right of use assets

\$ '000	Vehicles	Total
<b>2024</b>		
Opening balance at 1 July	12	12
Depreciation charge	(6)	(6)
<b>Balance at 30 June</b>	<b>6</b>	<b>6</b>
<b>2023</b>		
Opening balance at 1 July	–	–
Additions to right-of-use assets	16	16
Depreciation charge	(4)	(4)
<b>Balance at 30 June</b>	<b>12</b>	<b>12</b>

#### (b) Lease liabilities

\$ '000	2024 Current	2024 Non-current	2023 Current	2023 Non-current
Lease liabilities	6	–	5	6
<b>Total lease liabilities</b>	<b>6</b>	<b>–</b>	<b>5</b>	<b>6</b>



## C2-1 Council as a lessee (continued)

### (c) (i) The maturity analysis

The maturity analysis of lease liabilities based on contractual undiscounted cash flows is shown in the table below:

\$ '000	< 1 year	1 – 5 years	> 5 years	Total	Total per Statement of Financial Position
<b>2024</b>					
Cash flows	6	–	–	6	6
<b>2023</b>					
Cash flows	5	6	–	11	11

### (d) Income Statement

The amounts recognised in the Income Statement relating to leases where Council is a lessee are shown below:

\$ '000	2024	2023
Interest on lease liabilities	1	1
Variable lease payments based on usage not included in the measurement of lease liabilities	3	3
Depreciation of right of use assets	6	4
Expenses relating to leases of low-value assets	10	9
	<b>20</b>	<b>17</b>

### (e) Statement of Cash Flows

Total cash outflow for leases	19	17
	<b>19</b>	<b>17</b>

### (f) Leases at significantly below market value – concessionary / peppercorn leases

Council has a number of leases at significantly below market value for land and buildings which are used for:

- Council Works Depot
- Cemetery
- Lake Talbot Water Park
- Old Railway Station

The leases have varying terms and require payments of less than \$1,000 per year. The use of the right-to-use asset is restricted by the lessors to specified community services which Council must provide, these services are detailed in the leases.

Council does not believe that any of the leases in place are individually material from a statement of financial position or performance perspective.

#### Material accounting policy information

Council has elected not to separate non-lease components from lease components for any class of asset and has accounted for payments as a single component.

The right-of-use asset is measured using the cost model where cost on initial recognition comprises: the lease liability, initial direct costs, prepaid lease payments, estimated cost of removal and restoration, less any lease incentives received. The right-of-use is depreciated over the lease term on a straight-line basis and assessed for impairment in accordance with the impairment of asset accounting policy.

#### Exceptions to lease accounting

## C2-1 Council as a lessee (continued)

Council has applied the exceptions to lease accounting for both short-term leases (i.e. leases with a term of less than or equal to 12 months) and leases of low-value assets. Council recognises the payments associated with these leases as an expense on a straight-line basis over the lease term.

### **Leases at significantly below market value / concessionary leases**

Council has elected to measure the right of use asset arising from the concessionary leases at cost which is based on the associated lease liability at initial recognition.

## C2-2 Council as a lessor

### Operating leases

\$ '000	2024	2023
---------	------	------

#### **(i) Assets held as property, plant and equipment**

Council provides operating leases on Council properties for the purpose of staff housing, health services, training providers, emergency services, caravan park and community groups, the table below relates to operating leases on assets disclosed in C1-8.

Lease income (excluding variable lease payments not dependent on an index or rate)	251	217
<b>Total income relating to operating leases for Council assets</b>	<b>251</b>	<b>217</b>

#### **Amount of IPPE leased out by Council under operating leases**

Land	1,096	978
Buildings	3,853	3,519
Structures	5,772	5,155
Other recreation	82	81
Pools	3,112	2,930
<b>Total amount of IPPE leased out by Council under operating leases</b>	<b>13,915</b>	<b>12,663</b>

#### **(ii) Maturity analysis of contractual lease income**

Maturity analysis of future lease income receivable showing the undiscounted lease payments to be received after reporting date for operating leases:

< 1 year	232	236
1–2 years	239	239
2–3 years	244	243
3–4 years	249	249
4–5 years	256	238
> 5 years	260	243
<b>Total undiscounted lease payments to be received</b>	<b>1,480</b>	<b>1,448</b>

## C3 Liabilities of Council

### C3-1 Payables

\$ '000	2024 Current	2024 Non-current	2023 Current	2023 Non-current
<b>Payables</b>				
Goods and services – operating expenditure	1,864	–	966	–
Accrued expenses:				
– Salaries and wages	328	–	323	–
Security bonds, deposits and retentions	229	–	206	–
Other	3	–	8	–
Prepaid rates	395	–	359	–
<b>Total payables</b>	<b>2,819</b>	<b>–</b>	<b>1,862</b>	<b>–</b>
<b>Total payables</b>	<b>2,819</b>	<b>–</b>	<b>1,862</b>	<b>–</b>

#### Payables

Payables represent liabilities for goods and services provided to Council prior to the end of financial year that are unpaid. The amounts are unsecured and are usually paid within 30 days of recognition.

### C3-2 Contract Liabilities

\$ '000	Notes	2024 Current	2024 Non-current	2023 Current	2023 Non-current
<b>Grants and contributions received in advance:</b>					
Unexpended capital grants (to construct Council controlled assets)	(i)	1,084	–	2,506	–
Unexpended capital contributions (to construct Council controlled assets)	(i)	332	–	155	–
<b>Total grants received in advance</b>		<b>1,416</b>	<b>–</b>	<b>2,661</b>	<b>–</b>
<b>Total contract liabilities</b>		<b>1,416</b>	<b>–</b>	<b>2,661</b>	<b>–</b>

#### Notes

(i) Council has received funding to construct assets including sporting facilities and other recreation infrastructure. The funds received are under an enforceable contract which require Council to construct an identified asset which will be under Council's control on completion. The revenue is recognised as Council constructs the asset and the contract liability reflects the funding received which cannot yet be recognised as revenue. The revenue is expected to be recognised in the next 12 months.

(ii) The contract liability relates to grants received prior to the revenue recognition criteria in AASB 15 being satisfied since the performance obligations are ongoing.

#### Revenue recognised that was included in the contract liability balance at the beginning of the period

\$ '000	2024	2023
<b>Grants and contributions received in advance:</b>		
Capital grants (to construct Council controlled assets)	2,372	902
Operating grants (received prior to performance obligation being satisfied)	–	5
<b>Total revenue recognised that was included in the contract liability balance at the beginning of the period</b>	<b>2,372</b>	<b>907</b>

#### Significant changes in contract liabilities

Council has reduced the amount of grant liabilities held at 30 June 2024.

### C3-3 Borrowings

\$ '000	2024	2024	2023	2023
	Current	Non-current	Current	Non-current
Loans – secured <sup>1</sup>	291	3,267	147	1,757
<b>Total borrowings</b>	<b>291</b>	<b>3,267</b>	<b>147</b>	<b>1,757</b>

(1) Loans are secured over the general rating income of Council.

Disclosures on liability interest rate risk exposures, fair value disclosures and security can be found in Note E1-1.

#### (a) Changes in liabilities arising from financing activities

\$ '000	2023	Non-cash movements		2024
	Opening Balance	Cash flows	Acquisition	Closing balance
Loans – secured	1,904	(146)	1,800	3,558
Lease liability (Note C2-1b)	11	(5)	–	6
<b>Total liabilities from financing activities</b>	<b>1,915</b>	<b>(151)</b>	<b>1,800</b>	<b>3,564</b>

#### (b) Financing arrangements

\$ '000	2024	2023
---------	------	------

##### Total financing facilities available to Council at the reporting date are:

Total financing facilities available to Council at the reporting date are:

Bank overdraft facilities <sup>1</sup>	350	350
Credit cards/purchase cards	45	45
<b>Total financing arrangements</b>	<b>395</b>	<b>395</b>

##### Financing facilities drawn down at the reporting date are:

Financing facilities drawn down at the reporting date are:

– Credit cards/purchase cards	16	7
<b>Total drawn financing arrangements</b>	<b>16</b>	<b>7</b>

##### Undrawn financing facilities available to the Council at the reporting date are:

Undrawn financing facilities available to Council at the reporting date are:

– Bank overdraft facilities	350	350
– Credit cards/purchase cards	29	38
<b>Total undrawn financing arrangements</b>	<b>379</b>	<b>388</b>

(1) The bank overdraft facility may be drawn at any time and may be terminated by the bank without notice.

### C3-4 Employee benefit provisions

\$ '000	2024	2024	2023	2023
	Current	Non-current	Current	Non-current
Annual leave	718	–	715	–
Long service leave	1,812	95	1,679	88
Rostered days off	57	–	49	–
<b>Total employee benefit provisions</b>	<b>2,587</b>	<b>95</b>	<b>2,443</b>	<b>88</b>

### C3-4 Employee benefit provisions (continued)

#### Current employee benefit provisions not anticipated to be settled within the next twelve months

\$ '000	2024	2023
The following provisions, even though classified as current, are not expected to be settled in the next 12 months.		
Provisions – employees benefits	1,202	1,434
	<u>1,202</u>	<u>1,434</u>

#### Material accounting policy information

Employee benefit provisions are presented as current liabilities in the Statement of Financial Position if Council does not have an unconditional right to defer settlement for at least 12 months after the reporting date, regardless of when the actual settlement is expected to occur and therefore all annual leave and vested long service leave (or that which vests within 12 months) is presented as current.

#### Other long-term employee benefit obligations

The liability for long-service leave and annual leave that is not expected to be wholly settled within 12 months after the end of the period in which the employees render the related service is recognised in the provision for employee benefits and measured as the present value of expected future payments to be made in respect of services provided by employees up to the end of the reporting period using the projected unit credit method. Consideration is given to expected future wage and salary levels, experience of employee departures, and periods of service. Expected future payments are discounted using market yields at the end of the reporting period on national government bonds with terms to maturity and currency that match, as closely as possible, the estimated future cash outflows.

## C3-5 Provisions

\$ '000	2024		2023	
	Current	Non-Current	Current	Non-Current
<b>Asset remediation/restoration:</b>				
Asset remediation/restoration (future works)	–	434	–	500
<b>Sub-total – asset remediation/restoration</b>	<b>–</b>	<b>434</b>	<b>–</b>	<b>500</b>
<b>Total provisions</b>	<b>–</b>	<b>434</b>	<b>–</b>	<b>500</b>

## Movements in provisions

\$ '000	Other provisions	
	Asset remediation	Total
<b>2024</b>		
At beginning of year	500	500
Unwinding of discount	21	21
Remeasurement effects	(87)	(87)
Total other provisions at end of year	434	434
<b>2023</b>		
At beginning of year	432	432
Unwinding of discount	17	17
Remeasurement effects	51	51
Total other provisions at end of year	500	500

## Nature and purpose of provisions

### Asset remediation

The asset remediation provision represents the present value estimate of future costs Council will incur to restore, rehabilitate and reinstate the tip as a result of past operations.

### Material accounting policy information

Provisions are recognised when Council has a present legal or constructive obligation as a result of past events, it is probable that an outflow of resources will be required to settle the obligation, and the amount has been reliably estimated.

Where there are a number of similar obligations, the likelihood that an outflow will be required in settlement is determined by considering the class of obligations as a whole. A provision is recognised even if the likelihood of an outflow with respect to any one item included in the same class of obligations may be small.

Provisions are measured at the present value of management's best estimate of the expenditure required to settle the present obligation at the reporting date. The discount rate used to determine the present value reflects current market assessments of the time value of money and the risks specific to the liability. The increase in the provision due to the passage of time is recognised as a borrowing cost.

### Asset remediation – tips

Close-down and restoration costs include the dismantling and demolition of infrastructure, and the removal of residual materials and remediation of disturbed areas. Estimated close-down and restoration costs are provided for in the accounting period when the obligation arising from the related disturbance occurs, whether this occurs during the development or during the operation phase, based on the net present value of estimated future costs. Provisions for close-down and restoration costs do not include any additional obligations which are expected to arise from future disturbance. The cost estimates are calculated annually during the life of the operation to reflect known developments, e.g. updated cost estimates and revisions to the estimated lives of operations, and are subject to formal review at regular intervals.

The ultimate cost of environmental remediation is uncertain and cost estimates can vary in response to many factors, including changes to the relevant legal requirements, the emergence of new restoration techniques, or experience at other locations. The expected timing of expenditure can also change, for example in response to changes in quarry reserves or production rates. As a result, there could be significant adjustments to the provision for close down and restoration and environmental clean-up, which would affect future financial results.

## C3-5 Provisions (continued)

---

Other movements in the provisions for close-down and restoration costs, including those resulting from new disturbance, updated cost estimates, changes to the estimated lives of operations, and revisions to discount rates, are capitalised within infrastructure, property, plant and equipment. These costs are then depreciated over the lives of the assets to which they relate.

## C4 Reserves

### C4-1 Nature and purpose of reserves

---

#### **IPPE Revaluation reserve**

The infrastructure, property, plant and equipment (IPPE) revaluation reserve is used to record increments and decrements in the revaluation of infrastructure, property, plant and equipment.

## D Council structure

### D1 Results by fund

General fund refers to all Council activities other than water and sewer. All amounts disclosed in this note are gross i.e. inclusive of internal charges and recoveries made between the funds. Assets and liabilities shown in the water and sewer columns are restricted for use for these activities.

#### D1-1 Income Statement by fund

\$ '000	General 2024	Water 2024	Sewer 2024
<b>Income from continuing operations</b>			
Rates and annual charges	6,494	886	1,560
User charges and fees	2,150	1,454	193
Interest and investment income	1,330	338	116
Other revenues	2,155	–	–
Grants and contributions provided for operating purposes	12,549	–	–
Grants and contributions provided for capital purposes	5,769	247	3,494
Other income	251	–	–
<b>Total income from continuing operations</b>	<b>30,698</b>	<b>2,925</b>	<b>5,363</b>
<b>Expenses from continuing operations</b>			
Employee benefits and on-costs	8,025	467	377
Materials and services	6,219	1,745	742
Borrowing costs	36	–	37
Depreciation, amortisation and impairment of non-financial assets	4,464	740	402
Other expenses	455	50	–
Net losses from the disposal of assets	599	187	10
<b>Total expenses from continuing operations</b>	<b>19,798</b>	<b>3,189</b>	<b>1,568</b>
<b>Operating result from continuing operations</b>	<b>10,900</b>	<b>(264)</b>	<b>3,795</b>
<b>Net operating result for the year</b>	<b>10,900</b>	<b>(264)</b>	<b>3,795</b>
<b>Net operating result attributable to each council fund</b>	<b>10,900</b>	<b>(264)</b>	<b>3,795</b>
<b>Net operating result for the year before grants and contributions provided for capital purposes</b>	<b>5,131</b>	<b>(511)</b>	<b>301</b>



## D1-2 Statement of Financial Position by fund

\$ '000	General 2024	Water 2024	Sewer 2024
<b>ASSETS</b>			
<b>Current assets</b>			
Cash and cash equivalents	7,601	383	207
Investments	20,769	5,798	2,733
Receivables	2,438	632	943
Inventories	575	–	–
Contract assets and contract cost assets	1,000	115	425
Other	12	–	–
<b>Total current assets</b>	<b>32,395</b>	<b>6,928</b>	<b>4,308</b>
<b>Non-current assets</b>			
Receivables	–	87	–
Inventories	285	–	–
Infrastructure, property, plant and equipment	221,369	24,738	22,896
Right of use assets	6	–	–
<b>Total non-current assets</b>	<b>221,660</b>	<b>24,825</b>	<b>22,896</b>
<b>Total assets</b>	<b>254,055</b>	<b>31,753</b>	<b>27,204</b>
<b>LIABILITIES</b>			
<b>Current liabilities</b>			
Payables	2,713	106	–
Contract liabilities	1,416	–	–
Lease liabilities	6	–	–
Borrowings	94	–	237
Employee benefit provision	2,587	–	–
<b>Total current liabilities</b>	<b>6,816</b>	<b>106</b>	<b>237</b>
<b>Non-current liabilities</b>			
Borrowings	398	–	2,954
Employee benefit provision	95	–	–
Provisions	434	–	–
<b>Total non-current liabilities</b>	<b>927</b>	<b>–</b>	<b>2,954</b>
<b>Total liabilities</b>	<b>7,743</b>	<b>106</b>	<b>3,191</b>
<b>Net assets</b>	<b>246,312</b>	<b>31,647</b>	<b>24,013</b>
<b>EQUITY</b>			
Accumulated surplus	155,751	17,469	16,849
Revaluation reserves	90,561	14,178	7,164
<b>Council equity interest</b>	<b>246,312</b>	<b>31,647</b>	<b>24,013</b>
<b>Total equity</b>	<b>246,312</b>	<b>31,647</b>	<b>24,013</b>

## D1-3 Details of internal loans

(in accordance with s410(3) of the *Local Government Act 1993*)

<b>Details of individual internal loans</b>	<b>Council ID / Ref 278</b>	<b>Council ID / Ref 280</b>	<b>Council ID / Ref 285</b>
Borrower (by purpose)	Coaches Box	Aerodrome Lighting	Festoon Lighting
Lender (by purpose)	Water Fund	Water Fund	Water Fund
Date of Minister's approval	28/06/2017	28/06/2017	26/10/2017
Date raised	30/06/2017	30/06/2017	30/06/2018
Term years	10	10	10
Dates of maturity	30/06/2027	30/06/2027	30/06/2028
Rate of interest (%)	4.86%	4.86%	4.86%
Amount originally raised (\$'000)	150	100	60

<b>Details of individual internal loans</b>	<b>Council ID / Ref 284</b>	<b>Council ID / Ref 287</b>
Borrower (by purpose)	Barellan Change Room	Lake Talbot Water Park
Lender (by purpose)	Water Fund	Waste Fund
Date of Minister's approval	26/10/2017	
Date raised	30/06/2018	31/12/2020
Term years	10	15
Dates of maturity	30/06/2028	31/12/2035
Rate of interest (%)	4.86%	4.86%
Amount originally raised (\$'000)	50	1,450

## D2 Interests in other entities

### Subsidiaries, joint arrangements and associates not recognised

The following subsidiaries, joint arrangements and associates have not been recognised in this financial report.

<b>Name of entity/operation</b>	<b>Principal activity/type of entity</b>	<b>2024 Net profit</b>	<b>2024 Net assets</b>
<b>Western Riverina Library Services</b>	Provision of library services to member local government areas	230	900

#### Reasons for non-recognition

Council holds 15.91% equity share in Western Riverina Library Service, and has assessed this as not material, hence not recognised. The information provided above is for 2023 as this is the latest information available at the time of Council preparing the Financial Statements.

## E Risks and accounting uncertainties

### E1-1 Risks relating to financial instruments held

Council's overall risk management program focuses on the unpredictability of financial markets and seeks to minimise potential adverse effects on the financial performance of the Council.

Council's objective is to maximise its return on cash and investments whilst maintaining an adequate level of liquidity and preserving capital. The finance team manages the cash and Investments portfolio with the assistance of independent advisors. Council has an investment policy which complies with the s 625 of the Act and the Ministerial Investment Order. The policy is regularly reviewed by Council and a monthly investment report is provided to Council setting out the make-up performance of the portfolio as required by local government regulations.

Council does not engage in transactions expressed in foreign currencies and is therefore not subject to foreign currency risk.

Financial risk management is carried out by the finance team under policies approved by the Councillors.

The fair value of Council's financial assets and financial liabilities approximates their carrying amount.

The risks associated with the financial instruments held are:

- Market risk – the risk that movements in interest rates could affect returns
- liquidity risk – the risk that Council will not be able to pay its debts as and when they fall due.
- credit risk – the risk that a contracting entity will not complete its obligations under a financial instrument, resulting in a financial loss to the Council.

Council manages these risks by diversifying its portfolio and only purchasing investments with high credit ratings or capital guarantees.

#### (a) Market risk – interest rate risk

\$ '000	2024	2023
The impact on result for the year and equity of a reasonably possible movement in the price of investments held and interest rates is shown below. The reasonably possible movements were determined based on historical movements and economic conditions in place at the reporting date.		
Impact of a 1% movement in interest rates		
– Equity / Income Statement	374	357

#### (b) Credit risk

Council's major receivables comprise rates, annual charges, user charges and fees.

Council manages the credit risk associated with these receivables by monitoring outstanding debt and employing stringent debt recovery procedures.

The credit risk for liquid funds and other short-term financial assets is considered negligible, since the counterparties are reputable banks with high quality external credit ratings.

There are no significant concentrations of credit risk other than Council has significant credit risk exposures in its local area given the nature of Council activities.

The level of outstanding receivables is reported to Council monthly. The balances of receivables that remain within initial trade terms (as detailed in the table) are considered to be of high credit quality.

The maximum exposure to credit risk at the reporting date is the carrying amount of each class of receivable in the financial statements.

There are no material receivables that have been subjected to a re-negotiation of repayment terms.

## E1-1 Risks relating to financial instruments held (continued)

### Credit risk profile

#### Receivables – rates and annual charges

Credit risk on rates and annual charges is minimised by the ability of Council to secure a charge over the land relating to the debts – that is, the land can be sold to recover the debt. Council is also able to charge interest on overdue rates and annual charges at higher than market rates which further encourages the payment of debt.

\$ '000	Not yet overdue	overdue rates and annual charges		Total
		< 5 years	≥ 5 years	
<b>2024</b>				
Gross carrying amount	–	767	2	769
2023				
Gross carrying amount	–	625	21	646

#### Receivables - non-rates and annual charges and contract assets

Council applies the simplified approach for non-rates and annual charges debtors and contract assets to provide for expected credit losses, which permits the use of the lifetime expected loss provision at inception. To measure the expected credit losses, non-rates and annual charges debtors and contract assets have been grouped based on shared credit risk characteristics and the days past due.

The loss allowance provision is determined as follows. The expected credit losses incorporate forward-looking information.

\$ '000	Not yet overdue	Overdue debts				Total
		0 - 30 days	31 - 60 days	61 - 90 days	> 91 days	
<b>2024</b>						
Gross carrying amount	4,410	–	133	–	306	4,849
Expected loss rate (%)	0.00%	0.00%	0.00%	0.00%	0.16%	0.01%
ECL provision	–	–	–	–	–	–
2023						
Gross carrying amount	2,886	–	36	51	–	2,973
Expected loss rate (%)	0.00%	0.00%	0.00%	23.68%	0.00%	0.41%
ECL provision	–	–	–	12	–	12

## E1-1 Risks relating to financial instruments held (continued)

### (c) Liquidity risk

Payables, lease liabilities and borrowings are both subject to liquidity risk; that is, the risk that insufficient funds may be on hand to meet payment obligations as and when they fall due.

Council manages this risk by monitoring its cash flow requirements and liquidity levels, and by maintaining an adequate cash buffer. Payment terms can be extended, and overdraft facilities drawn upon in extenuating circumstances.

Borrowings are also subject to interest rate risk: the risk that movements in interest rates could adversely affect funding costs.

The timing of cash flows presented in the table below to settle financial liabilities reflects the earliest contractual settlement dates. The timing of expected outflows is not expected to be materially different from contracted cashflows.

The amounts disclosed in the table are the undiscounted contracted cash flows for non-lease liabilities (refer to Note C2-1(b) for lease liabilities) and therefore the balances in the table may not equal the balances in the Statement of Financial Position due to the effect of discounting.

\$ '000	Weighted average interest rate	Subject to no maturity	≤ 1 Year	payable in:		Total cash outflows	Actual carrying values
				1 - 5 Years	> 5 Years		
<b>2024</b>							
Payables	0.00%	229	2,519	–	–	2,748	2,819
Borrowings	3.09%	–	291	1,276	1,991	3,558	3,558
<b>Total financial liabilities</b>		<b>229</b>	<b>2,810</b>	<b>1,276</b>	<b>1,991</b>	<b>6,306</b>	<b>6,377</b>
<b>2023</b>							
Payables	0.00%	206	1,589	–	–	1,795	1,862
Borrowings	2.01%	–	147	783	974	1,904	1,904
<b>Total financial liabilities</b>		<b>206</b>	<b>1,736</b>	<b>783</b>	<b>974</b>	<b>3,699</b>	<b>3,766</b>

## E2-1 Fair value measurement

The Council measures the following asset and liability classes at fair value on a recurring basis:

- Infrastructure, property, plant and equipment
- Financial assets and liabilities

### Fair value hierarchy

All assets measured at fair value are assigned to a level in the fair value hierarchy as follows:

**Level 1:** Unadjusted quoted prices in active markets for identical assets or liabilities that the entity can access at the measurement date

**Level 2:** Inputs other than quoted prices included within level 1 that are observable for the asset or liability, either directly or indirectly

**Level 3:** Unobservable inputs for the asset or liability

The table below shows the assigned level for each asset and liability held at fair value by Council:

\$ '000	Notes	Fair value measurement hierarchy					
		Level 2 Significant observable inputs		Level 3 Significant unobservable inputs		Total	
		2024	2023	2024	2023	2024	2023
<b>Recurring fair value measurements</b>							
<b>Financial assets</b>							
Financial investments	C1-2						
At fair value through profit or loss – designated at fair value on initial recognition		–	–	10	10	10	10
<b>Total financial assets</b>		<b>–</b>	<b>–</b>	<b>10</b>	<b>10</b>	<b>10</b>	<b>10</b>
<b>Infrastructure, property, plant and equipment</b>							
Plant, equipment, furniture and fittings	C1-7	–	–	6,628	6,247	6,628	6,247
Operational land		3,756	3,622	–	–	3,756	3,622
Community land		–	–	7,627	6,661	7,627	6,661
Land under roads (post 30/06/08)		–	–	112	66	112	66
Land Improvements – non-depreciable		–	–	299	288	299	288
Land Improvements - depreciable		–	–	239	236	239	236
Buildings – non-specialised		–	–	11,115	10,811	11,115	10,811
Buildings – specialised		–	–	12,543	9,044	12,543	9,044
Other structures		–	–	14,787	12,490	14,787	12,490
Roads, bridges, footpaths, bulk earthworks		–	–	144,276	144,901	144,276	144,901
Stormwater drainage		–	–	6,687	7,710	6,687	7,710
Sewerage network		–	–	16,855	16,416	16,855	16,416
Water supply network		–	–	23,471	22,706	23,471	22,706
Library books		–	–	241	219	241	219
Swimming pools		–	–	3,110	3,094	3,110	3,094
Other open space/recreational assets		–	–	2,218	1,024	2,218	1,024
Tip assets		–	–	340	442	340	442
<b>Total infrastructure, property, plant and equipment</b>		<b>3,756</b>	<b>3,622</b>	<b>250,548</b>	<b>242,355</b>	<b>254,304</b>	<b>245,977</b>

## E2-1 Fair value measurement (continued)

### Valuation techniques

Where Council is unable to derive fair valuations using quoted market prices of identical assets (ie. level 1 inputs) Council instead utilises a spread of both observable inputs (level 2 inputs) and unobservable inputs (level 3 inputs).

The fair valuation techniques Council has employed while utilising level 2 and level 3 inputs are as follows:

#### **Infrastructure, property, plant and equipment (IPPE)**

##### **Land Improvements**

Land Improvements are valued at cost but are disclosed at fair value in the notes. The carrying amount of these assets is assumed to approximate fair value due to the nature of the items.

Land improvement assets have been revalued internally as at 30 June 2021. An assessment has been undertaken on this asset class resulting in an indexation being applied for 30 June 2024.

There has been no change to the valuation process during the reporting period.

##### **Operational & Community Land**

Community land was revalued as at 30 June 2022 inhouse using the Land Value provided by the Valuer-General where available. Community land has been valued using level 3 valuation inputs.

Operational land was revalued as at 30 June 2023 by an external valuer, Australis Asset Advisory Group. Operational land has been valued using level 2 valuation inputs.

The valuation is the valuer's opinion of the Market Value of the property as at the date of inspection having regard to the supply and demand conditions for this category of property.

Market value is defined as the estimated amount for which a property should exchange on the date of valuation between a willing buyer and a willing seller in an arm's length transaction after proper marketing wherein the parties had each acted knowledgeably, prudently and without compulsion.

An assessment has been undertaken on community land and operational land assets resulting in an indexation applied for 30 June 2024.

##### **Buildings – Non-Specialised & Specialised**

Non-Specialised & Specialised Buildings are valued by an external valuer, AssetVal Pty Ltd and have been revalued as at 30 June 2021. The cost approach has been used whereby replacement cost was estimated for each asset. No Market based evidence (Level 2) could be supported as such these assets were all classified as having been valued using level 3 valuation inputs.

There has been no change to the valuation process during the reporting period.

An assessment has been undertaken resulting in an indexation applied to Buildings non-specialised and Buildings specialised for 30 June 2024.

##### **Other Structures**

Other Structures comprise of lighting, irrigation systems, fencing, shade structures etc.

The cost approach has been used whereby replacement cost was estimated for each asset. No Market based evidence (Level 2) could be supported as such these assets were all classified as having been valued using level 3 valuation inputs.

Other Structures have been revalued by an external valuer AssetVal Pty Ltd as at 30 June 2021 and there has been no change to the valuation process during the reporting period.

An assessment has been undertaken resulting in an indexation applied to Other Structures for 30 June 2024.

##### **Roads**

Roads include bulk earthworks, carriageway, roadside shoulders & kerb & gutter. The cost approach using level 3 inputs was used to value this asset class. A revaluation was undertaken as at 30 June 2024 in-house based on actual costs and assumptions from Council's Technical Services Department. No market based evidence (level 2) inputs are available therefore Level 3 valuation inputs were used for this asset class.

## E2-1 Fair value measurement (continued)

---

There has been no change to the valuation process during the reporting period.

### **Bridges**

Bridges were valued under the cost approach using level 3 inputs. A revaluation was undertaken as at 30 June 2024 in-house based on actual costs and assumptions from Council's Technical Services Department. No market based evidence (level 2) inputs are available therefore Level 3 valuation inputs were used for this asset class.

There has been no change to the valuation process during the reporting period.

### **Footpaths**

Footpaths were revalued in-house by Council's Technical Services Department as at 30 June 2024 and were based on actual cost per square meter of works carried out during the year.

There has been no change to the valuation process during the reporting period.

### **Stormwater Drainage**

Assets within this class comprise of pits and pipes.

The 'Cost Approach' estimated the replacement cost for each asset by componentising the assets into significant parts with different useful lives and taking into account a range of factors. While the unit rates based on linear meters of certain diameter pipes and prices per pit or similar could be supported from market evidence (Level 2) other inputs (such as residual value, asset condition and useful life) required extensive professional judgement and impacted significantly on the final determination of fair value.

A revaluation was undertaken as at 30 June 2024 in-house by council technical services staff and there has been no change to the valuation process during the reporting period.

### **Water Supply Network**

Assets within this class comprise of bores, water treatment plant, reservoirs, pumping stations and water pipelines.

The 'Cost Approach' estimated the replacement cost for each asset by componentising the assets into significant parts with different useful lives and taking into account a range of factors. While the unit rates based on linear meters of certain diameter pipes and prices per pit or similar could be supported from market evidence (Level 2) other inputs (such as residual value, asset condition and useful life) required extensive professional judgement and impacted significantly on the final determination of fair value. These assets are indexed each year in line with the NSW Reference Rates Manual as published by the Office of Water.

The assets in this class of assets were revalued by an external valuer AssetVal Pty Ltd as at 30 June 2022 and there has been no change to the valuation process during the reporting period.

### **Sewerage Network**

Assets within this class comprise of treatment works, pumping stations and sewerage mains.

The 'Cost Approach' estimated the replacement cost for each asset by componentising the assets into significant parts with different useful lives and taking into account a range of factors. While the unit rates based on linear meters of certain diameter pipes and prices per pit or similar could be supported from market evidence (Level 2) other inputs (such as residual value, asset condition and useful life) required extensive professional judgement and impacted significantly on the final determination of fair value. These assets are indexed each year in line with the NSW Reference Rates Manual as published by the Office of Water.

The assets in this class of assets were revalued by an external valuer AssetVal Pty Ltd as at 30 June 2022 and there has been no change to the valuation process during the reporting period.

### **Swimming Pools**

Swimming pools were valued using the cost approach. No Market based evidence (Level 2) could be supported as such these assets were all classified as having been valued using level 3 valuation inputs.

Swimming Pools have been revalued by an external valuer, AssetVal Pty Ltd as at 30 June 2021 and there has been no change to the valuation process during the reporting period.

An assessment has been undertaken resulting in an indexation applied to Swimming pool assets for 30 June 2024.

### **Other Open Space/Recreational Assets**



## E2-1 Fair value measurement (continued)

---

Assets within this class comprise of BBQ's and outdoor play equipment.

Other Open Space/Recreational Assets were valued using the cost approach. No Market based evidence (Level 2) could be supported as such these assets were all classified as having been valued using level 3 valuation inputs.

Open Space and Recreation Assets have been revalued by an external valuer, AssetVal Pty Ltd as at 30 June 2021 and there has been no change to the valuation process during the reporting period.

An assessment has been undertaken resulting in an indexation applied to Other open space/recreational assets for 30 June 2024.

## E2-1 Fair value measurement (continued)

### Fair value measurements using significant unobservable inputs (level 3)

#### Significant unobservable valuation inputs used (for level 3 asset classes) and their relationship to fair value.

The following table summarises the quantitative information relating to the significant unobservable inputs used in deriving the various level 3 asset class fair values.

	Valuation technique/s	Unobservable inputs
<b>Financial assets</b>		
Unlisted equity securities	Level 3 Valued at cost	
<b>Total financial assets</b>		
<b>Infrastructure, property, plant and equipment</b>		
Plant, equipment, library books, furniture and fittings	Level 3 Valued at cost	<ul style="list-style-type: none"> <li>• Gross replacement cost</li> <li>• Remaining useful life</li> <li>• Residual value</li> </ul>
Operational Land	Level 2 Market approach	<ul style="list-style-type: none"> <li>• Land value (price per square metre)</li> </ul>
Community Land, Land under roads (post 30/06/08)	Level 3 Market approach	<ul style="list-style-type: none"> <li>• Land value (price per square metre)</li> </ul>
Land Improvements- Non-dep	Level 3 Valued at cost	<ul style="list-style-type: none"> <li>• Gross replacement cost</li> <li>• Remaining useful life</li> </ul>
Land Improvements - depreciable	Level 3 Valued at cost	<ul style="list-style-type: none"> <li>• Gross replacement cost</li> <li>• Remaining useful life</li> </ul>
Buildings & other Structures	Level 3 External valuation using cost approach	<ul style="list-style-type: none"> <li>• Gross replacement cost</li> <li>• Asset condition</li> <li>• Remaining useful life</li> <li>• Residual value</li> </ul>
Roads, bridges, footpaths, bulk earthworks	Level 3 Internal valuation using cost approach	<ul style="list-style-type: none"> <li>• Gross replacement cost</li> <li>• Asset condition</li> <li>• Remaining useful life</li> </ul>
Stormwater Drainage	Level 3 Internal valuation using cost approach	<ul style="list-style-type: none"> <li>• Gross replacement cost</li> <li>• Asset condition</li> <li>• Remaining useful life</li> </ul>
Water Supply Network	Level 3 External valuation using cost approach	<ul style="list-style-type: none"> <li>• Gross replacement cost</li> <li>• Asset condition</li> <li>• Remaining useful life</li> </ul>
Sewerage Network	Level 3 External valuation using cost approach	<ul style="list-style-type: none"> <li>• Gross replacement cost</li> <li>• Asset condition</li> <li>• Remaining useful life</li> </ul>
Swimming Pools	Level 3 External valuation using cost approach	<ul style="list-style-type: none"> <li>• Gross replacement cost</li> <li>• Asset condition</li> <li>• Remaining useful life</li> </ul>
Open Space and Recreational	Level 3 External valuation using cost approach	<ul style="list-style-type: none"> <li>• Gross replacement cost</li> <li>• Asset condition</li> <li>• Remaining useful life</li> </ul>
Library Books	Level 3 Valued at cost	<ul style="list-style-type: none"> <li>• Gross replacement cost</li> <li>• Asset condition</li> <li>• Remaining useful life</li> <li>• Residual value</li> </ul>

### Highest and best use

All of Council's non-financial assets are considered as being utilised for their highest and best use.

## E3-1 Contingencies

The following assets and liabilities do not qualify for recognition in the Statement of Financial Position, but their knowledge and disclosure is considered relevant to the users of Council's financial report.

### LIABILITIES NOT RECOGNISED

#### 1. Guarantees

##### (i) Defined benefit superannuation contribution plans

Council is party to an Industry Defined Benefit Plan under the Local Government Superannuation Scheme, named The Local Government Superannuation Scheme – Pool B (the Scheme) which is a defined benefit plan that has been deemed to be a 'multi-employer fund' for purposes of AASB 119 *Employee Benefits* for the following reasons:

- Assets are not segregated within the sub-group according to the employees of each sponsoring employer.
- The contribution rates have been the same for all sponsoring employers. That is, contribution rates have not varied for each sponsoring employer according to the experience relating to the employees of that sponsoring employer.
- Benefits for employees of all sponsoring employers are determined according to the same formula and without regard to the sponsoring employer.
- The same actuarial assumptions are currently used in respect of the employees of each sponsoring employer.

Given the factors above, each sponsoring employer is exposed to the actuarial risks associated with current and former employees of other sponsoring employers, and hence shares in the associated gains and losses (to the extent that they are not borne by members).

##### *Description of the funding arrangements.*

Pooled Employers are required to pay future service employer contributions and past service employer contributions to the Fund.

The future service employer contributions were determined using the new entrant rate method under which a contribution rate sufficient to fund the total benefits over the working life-time of a typical new entrant is calculated. The current future service employer contribution rates are::

Division B	1.9 times member contributions for non-180 Point Members; Nil for 180 Point Members*
Division C	2.5% salaries
Division D	1.64 times member contributions

\* For 180 Point Members, Employers are required to contribute 8.5% of salaries for the year ending 30 June 2024 (increasing to 9.0% in line with the increase in the Superannuation Guarantee) to these members' accumulation accounts, which are paid in addition to members' defined benefits.

The past service contribution for each Pooled Employer is a share of the total past service contributions of \$20.0 million per annum for 1 January 2022 to 31 December 2024, apportioned according to each employer's share of the accrued liabilities as at 30 June 2023. These past service contributions are used to maintain the adequacy of the funding position for the accrued liabilities.

The adequacy of contributions is assessed at each triennial actuarial investigation and monitored annually between triennials.

##### *Description of the extent to which Council can be liable to the plan for other Council's obligations under the terms and conditions of the multi-employer plan*

As stated above, each sponsoring employer (Council) is exposed to the actuarial risks associated with current and former employees of other sponsoring employers and hence shares in the associated gains and losses.

However, there is no relief under the Fund's trust deed for employers to walk away from their defined benefit obligations. Under limited circumstances, an employer may withdraw from the plan when there are no active members, on full payment of outstanding additional contributions. There is no provision for allocation of any surplus which may be present at the date of withdrawal of the Council.

There are no specific provisions under the Fund's trust deed dealing with deficits or surplus on wind-up.

There is no provision for allocation of any surplus which may be present at the date of withdrawal of an employer.

## E3-1 Contingencies (continued)

The amount of Council employer contributions to the defined benefit section of the Local Government Superannuation Scheme and recognised as an expense for the year ending 30 June 2024 was \$ 46,608.68. The last valuation of the Scheme was performed by fund actuary, Richard Boyfield, FIAA as at 30 June 2023.

The amount of additional contributions included in the total employer contribution advised above is \$13,872.36. Council's expected contribution to the plan for the next annual reporting period is \$24,940.32.

The estimated employer reserves financial position for the Pooled Employers at 30 June 2024 is:

Employer reserves only *	\$millions	Asset Coverage
Assets	2,237.5	
Past Service Liabilities	2,141.9	104.5%
Vested Benefits	2,159.8	103.6%

\* excluding member accounts and reserves in both assets and liabilities.

The share of this deficit that is broadly attributed to the Council is estimated to be in the order of 0.14% as at 30 June 2024.

Council's share of that deficiency cannot be accurately calculated as the Scheme is a mutual arrangement where assets and liabilities are pooled together for all member councils. For this reason, no liability for the deficiency has been recognised in Council's accounts. Council has a possible obligation that may arise should the Scheme require immediate payment to correct the deficiency.

The key economic long term assumptions used to calculate the present value of accrued benefits are:

Investment return	6.0% per annum
Salary inflation *	3.5% per annum
Increase in CPI	3.5% for FY 23/24 2.5% per annum thereafter

\* Plus promotional increases

The contribution requirements may vary from the current rates if the overall sub-group experience is not in line with the actuarial assumptions in determining the funding program; however, any adjustment to the funding program would be the same for all sponsoring employers in the Pooled Employers group.

Please note that the estimated employer reserves financial position above is a preliminary calculation, and once all the relevant information has been received by the Funds Actuary, the final end of year review, which will be a triennial actuarial investigation will be completed by December 2024.

### (ii) Statewide Limited

Council is a member of Statewide Mutual, a mutual pool scheme providing liability insurance to local government.

Membership includes the potential to share in either the net assets or liabilities of the fund depending on its past performance. Council's share of the net assets or liabilities reflects Council's contributions to the pool and the result of insurance claims within each of the fund years.

The future realisation and finalisation of claims incurred but not reported to 30 June this year may result in future liabilities or benefits as a result of past events that Council will be required to fund or share in respectively.

### (iii) StateCover Limited

Council is a member of StateCover Mutual Limited and holds a partly paid share in the entity.

StateCover is a company providing workers compensation insurance cover to the NSW local government industry and specifically Council.

Council has a contingent liability to contribute further equity in the event of the erosion of the company's capital base as a result of the company's past performance and/or claims experience or as a result of any increased prudential requirements from APRA.

These future equity contributions would be required to maintain the company's minimum level of net assets in accordance with its licence requirements.

## E3-1 Contingencies (continued)

---

### (iv) Other guarantees

Council has provided no other guarantees other than those listed above.

## 2. Other liabilities

### (i) Third party claims

The Council is involved from time to time in various claims incidental to the ordinary course of business including claims for damages relating to its services.

Council believes that it is appropriately covered for all claims through its insurance coverage and does not expect any material liabilities to eventuate.

### (ii) Quarries

Council operates a number gravel quarries and will have to rehabilitate the sites at some time in the future. As at 30 June 2024 Council is unable to reliably estimate the financial cost of such work.

## ASSETS NOT RECOGNISED

### (i) Land under roads

As permitted under AASB 1051, Council has elected not to bring to account land under roads that it owned or controlled up to and including 30/6/08.

### (ii) Infringement notices/fines

Fines and penalty income, the result of Council issuing infringement notices is followed up and collected by the Infringement Processing Bureau.

Council's revenue recognition policy for such income is to account for it as revenue on receipt.

Accordingly, at year end, there is a potential asset due to Council representing issued but unpaid infringement notices.

Due to the limited information available on the status, value and duration of outstanding notices, Council is unable to determine the value of outstanding income.

## F People and relationships

### F1 Related party disclosures

#### F1-1 Key management personnel (KMP)

Key management personnel (KMP) of the council are those persons having the authority and responsibility for planning, directing and controlling the activities of the council, directly or indirectly.

The aggregate amount of KMP compensation included in the Income Statement is:

\$ '000	2024	2023
<b>Compensation:</b>		
Short-term benefits	924	842
Post-employment benefits	96	67
Other long-term benefits	24	27
<b>Total</b>	<b>1,044</b>	<b>936</b>

#### Other transactions with KMP and their related parties

Nature of the transaction	Transactions during the year	Outstanding balances including commitments	Terms and conditions	Impairment provision on outstanding balances	Impairment expense
\$ '000					
<b>2024</b>					
Employee expenses relating to close family members of KMP	441	–	Council staff award	–	–
Related Parties, which are Suppliers of Council, supplying goods and services, such as printing services.	31	–	Contracts, purchase orders or tenders	–	–
<b>2023</b>					
Employee expenses relating to close family members of KMP	367	–	Council staff award	–	–
Related Parties, which are Suppliers of Council, supplying goods and services, such as printing services.	38	–	Contracts, purchase orders or tenders	–	–

## F1-2 Councillor and Mayoral fees and associated expenses

\$ '000	2024	2023
The aggregate amount of Councillor and Mayoral fees and associated expenses included in materials and services expenses in the Income Statement are:		
Mayoral fee	28	28
Councillors' fees	117	103
Other Councillors' expenses (including Mayor)	58	50
<b>Total</b>	<b>203</b>	<b>181</b>

## F2 Other relationships

### F2-1 Audit fees

\$ '000	2024	2023
During the year, the following fees were incurred for services provided by the auditor of Council, related practices and non-related audit firms		
<b>Auditors of the Council - NSW Auditor-General:</b>		
<b>(i) Audit and other assurance services</b>		
Audit and review of financial statements	65	54
<b>Remuneration for audit and other assurance services</b>	<b>65</b>	<b>54</b>
<b>Total Auditor-General remuneration</b>	<b>65</b>	<b>54</b>
<b>Total audit fees</b>	<b>65</b>	<b>54</b>

## G Other matters

### G1-1 Statement of Cash Flows information

#### Reconciliation of Operating Result

\$ '000	2024	2023
<b>Net operating result from Income Statement</b>	<b>14,431</b>	9,763
<b>Add / (less) non-cash items:</b>		
Depreciation and amortisation	6,640	6,297
(Gain) / loss on disposal of assets	796	22
Non-cash capital grants and contributions	(754)	(46)
– Revaluation decrements / impairments of IPP&E direct to P&L	(1,034)	1
Unwinding of discount rates on reinstatement provisions	21	17
<b>Movements in operating assets and liabilities and other cash items:</b>		
(Increase) / decrease of receivables	(1,669)	(60)
Increase / (decrease) in provision for impairment of receivables	68	–
(Increase) / decrease of inventories	(128)	(43)
(Increase) / decrease of other current assets	14	(26)
(Increase) / decrease of contract assets	(316)	(580)
Increase / (decrease) in payables	898	(148)
Increase / (decrease) in other accrued expenses payable	5	(43)
Increase / (decrease) in other liabilities	54	50
Increase / (decrease) in contract liabilities	(1,245)	604
Increase / (decrease) in employee benefit provisions	151	(77)
Increase / (decrease) in other provisions	(87)	51
<b>Net cash flows from operating activities</b>	<b>17,845</b>	<b>15,782</b>



## G2-1 Commitments

### Capital commitments (exclusive of GST)

\$ '000	2024	2023
---------	------	------

Capital expenditure committed for at the reporting date but not recognised in the financial statements as liabilities:

#### Property, plant and equipment

Sewerage and water infrastructure	2,122	–
Buildings	75	1,093
Recreation	469	302
<b>Total commitments</b>	<b>2,666</b>	<b>1,395</b>

#### These expenditures are payable as follows:

Within the next year	2,666	1,395
<b>Total payable</b>	<b>2,666</b>	<b>1,395</b>

#### Sources for funding of capital commitments:

Future grants and contributions	1,029	857
Unexpended grants	–	72
Unexpended Contributions	332	–
Externally restricted reserves	–	373
Internally restricted reserves	261	93
Unexpended loans	1,044	–
<b>Total sources of funding</b>	<b>2,666</b>	<b>1,395</b>

#### Details of capital commitments

- Barellan Sewer Scheme \$2,122,417
- Barellan Toddler Pool \$469,053
- North Narrandera Shelter \$74,927

## G3-1 Events occurring after the reporting date

Council is unaware of any material or significant 'non-adjusting events' that should be disclosed.

## G4 Statement of developer contributions as at 30 June 2024

### G4-1 Summary of developer contributions

\$ '000	Opening balance at 1 July 2023	Contributions received during the year			Interest and investment income earned	Amounts expended	Internal borrowings	Held as restricted asset at 30 June 2024	Cumulative balance of internal borrowings (to)/from
		Cash	Non-cash Land	Non-cash Other					
Roads	57	–	–	–	3	–	–	60	–
<b>S7.11 contributions – under a plan</b>	<b>57</b>	<b>–</b>	<b>–</b>	<b>–</b>	<b>3</b>	<b>–</b>	<b>–</b>	<b>60</b>	<b>–</b>
<b>S7.12 levies – under a plan</b>	<b>211</b>	<b>15</b>	<b>–</b>	<b>–</b>	<b>10</b>	<b>–</b>	<b>–</b>	<b>236</b>	<b>–</b>
<b>Total S7.11 and S7.12 revenue under plans</b>	<b>268</b>	<b>15</b>	<b>–</b>	<b>–</b>	<b>13</b>	<b>–</b>	<b>–</b>	<b>296</b>	<b>–</b>
S7.4 planning agreements	257	–	–	–	12	(6)	–	263	–
S64 contributions	311	9	–	–	15	–	–	335	–
<b>Total contributions</b>	<b>836</b>	<b>24</b>	<b>–</b>	<b>–</b>	<b>40</b>	<b>(6)</b>	<b>–</b>	<b>894</b>	<b>–</b>

Under the *Environmental Planning and Assessment Act 1979*, Council has significant obligations to provide Section 7.11 (contributions towards provision or improvement of amenities or services) infrastructure in new release areas. It is possible that the funds contributed may be less than the cost of this infrastructure, requiring Council to borrow or use general revenue to fund the difference.

### G4-2 Developer contributions by plan

\$ '000	Opening balance at 1 July 2023	Contributions received during the year			Interest and investment income earned	Amounts expended	Internal borrowings	Held as restricted asset at 30 June 2024	Cumulative balance of internal borrowings (to)/from
		Cash	Non-cash Land	Non-cash Other					
<b>CONTRIBUTION PLAN - Pine Hill</b>									
Roads	57	–	–	–	3	–	–	60	–
<b>Total</b>	<b>57</b>	<b>–</b>	<b>–</b>	<b>–</b>	<b>3</b>	<b>–</b>	<b>–</b>	<b>60</b>	<b>–</b>

## G5 Statement of performance measures

### G5-1 Statement of performance measures – consolidated results

\$ '000	Amounts 2024	Indicator 2024	2023	Indicators 2022	2021	Benchmark
<b>1. Operating performance ratio</b>						
Total continuing operating revenue excluding capital grants and contributions less operating expenses <sup>1,2</sup>	<b>4,755</b>	<b>16.14%</b>	15.77%	0.28%	5.42%	> 0.00%
Total continuing operating revenue excluding capital grants and contributions <sup>1</sup>	<b>29,469</b>					
<b>2. Own source operating revenue ratio</b>						
Total continuing operating revenue excluding all grants and contributions <sup>1</sup>	<b>16,920</b>	<b>43.41%</b>	43.31%	46.51%	44.46%	> 60.00%
Total continuing operating revenue	<b>38,979</b>					
<b>3. Unrestricted current ratio</b>						
Current assets less all external restrictions	<b>20,008</b>	<b>4.46x</b>	6.57x	5.99x	5.03x	> 1.50x
Current liabilities less specific purpose liabilities	<b>4,490</b>					
<b>4. Debt service cover ratio</b>						
Operating result before capital excluding interest and depreciation/impairment/amortisation <sup>1</sup>	<b>11,461</b>	<b>52.82x</b>	51.35x	44.41x	215.52x	> 2.00x
Principal repayments (Statement of Cash Flows) plus borrowing costs (Income Statement)	<b>217</b>					
<b>5. Rates and annual charges outstanding percentage</b>						
Rates and annual charges outstanding	<b>810</b>	<b>8.32%</b>	7.52%	7.73%	9.25%	< 10.00%
Rates and annual charges collectable	<b>9,734</b>					
<b>6. Cash expense cover ratio</b>						
Current year's cash and cash equivalents plus all term deposits	<b>37,481</b>	<b>22.72 months</b>	21.51 months	18.40 months	19.67 months	> 3.00 months
Monthly payments from cash flow of operating and financing activities	<b>1,650</b>					

(1) Excludes fair value increments on investment properties, reversal of revaluation decrements, reversal of impairment losses on receivables, net gain on sale of assets and net share of interests in joint ventures and associates using the equity method and includes pensioner rate subsidies

(2) Excludes impairment/revaluation decrements of IPPE, fair value decrements on investment properties, net loss on disposal of assets and net loss on share of interests in joint ventures and associates using the equity method

## G5-2 Statement of performance measures by fund

\$ '000	General Indicators <sup>3</sup>		Water Indicators		Sewer Indicators		Benchmark
	2024	2023	2024	2023	2024	2023	
<b>1. Operating performance ratio</b>							
Total continuing operating revenue excluding capital grants and contributions less operating expenses <sup>1,2</sup>	<b>18.93%</b>	18.93%	<b>(10.23)%</b>	(13.09)%	<b>16.64%</b>	13.75%	> 0.00%
Total continuing operating revenue excluding capital grants and contributions <sup>1</sup>							
<b>2. Own source operating revenue ratio</b>							
Total continuing operating revenue excluding capital grants and contributions <sup>1</sup>	<b>40.31%</b>	35.72%	<b>91.56%</b>	95.93%	<b>34.85%</b>	82.94%	> 60.00%
Total continuing operating revenue <sup>1</sup>							
<b>3. Unrestricted current ratio</b>							
Current assets less all external restrictions	<b>4.46x</b>	6.57x	<b>7.05x</b>	54.73x	<b>5.77x</b>	34.00x	> 1.50x
Current liabilities less specific purpose liabilities							
<b>4. Debt service cover ratio</b>							
Operating result before capital excluding interest and depreciation/impairment/amortisation <sup>1</sup>	<b>122.56x</b>	59.98x	∞	∞	<b>5.64x</b>	16.51x	> 2.00x
Principal repayments (Statement of Cash Flows) plus borrowing costs (Income Statement)							
<b>5. Rates and annual charges outstanding percentage</b>							
Rates and annual charges outstanding	<b>7.74%</b>	6.91%	<b>10.78%</b>	10.15%	<b>9.29%</b>	8.52%	< 10.00%
Rates and annual charges collectable							
<b>6. Cash expense cover ratio</b>							
Current year's cash and cash equivalents plus all term deposits	<b>20.60 months</b>	19.07 months	<b>32.79 months</b>	41.63 months	<b>32.06 months</b>	26.32 months	> 3.00 months
Monthly payments from cash flow of operating and financing activities							

(1) - (2) Refer to Notes at Note G4-1 above.

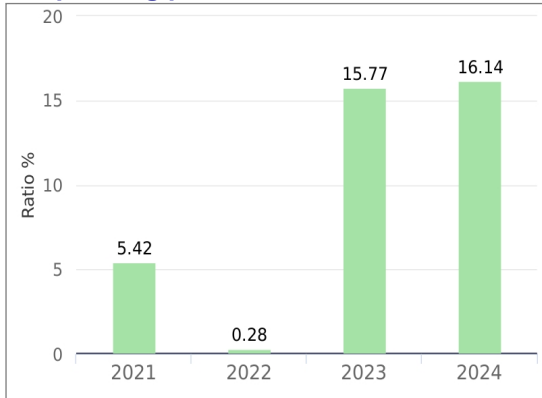
(3) General fund refers to all of Council's activities except for its water and sewer activities which are listed separately.

**End of the audited financial statements**

## H Additional Council disclosures (unaudited)

### H1-1 Statement of performance measures – consolidated results (graphs)

#### 1. Operating performance ratio



**Purpose of operating performance ratio**

This ratio measures Council's achievement of containing operating expenditure within operating revenue.

**Commentary on 2023/24 result**

**2023/24 ratio 16.14%**

Council continues to contain operating expenditure within operating revenue. The receipt of significant operating grants in 2023-2024 that remain unspent at 30 June 2024 may impact Council's operating performance ratio in future years. The water fund has reported a deficit on the income statement for three consecutive years. Council is formulating a strategy to correct the issue.

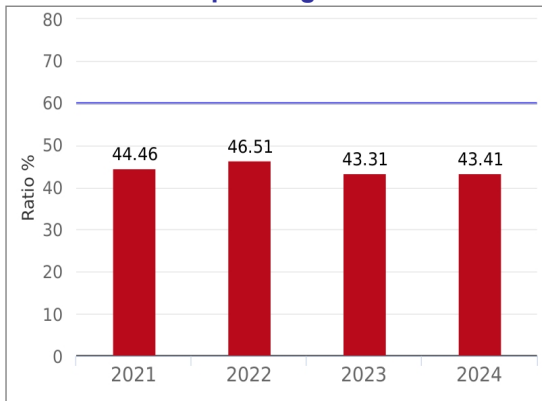
Benchmark: — > 0.00%

Source of benchmark: Code of Accounting Practice and Financial Reporting

Ratio achieves benchmark

Ratio is outside benchmark

#### 2. Own source operating revenue ratio



**Purpose of own source operating revenue ratio**

This ratio measures fiscal flexibility. It is the degree of reliance on external funding sources such as operating grants and contributions.

**Commentary on 2023/24 result**

**2023/24 ratio 43.41%**

Own source revenue has again been impacted by additional grant funding for Local Roads and Community Infrastructure, Regional Emergency Road Repair Fund, Financial Assistance Grant prepayment, Barellan Sewer Grant, Fixing Local Roads.

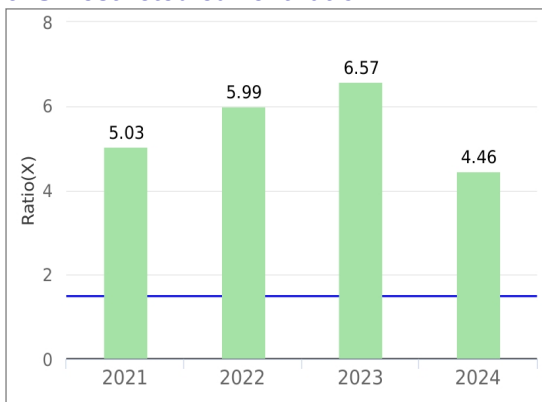
Benchmark: — > 60.00%

Source of benchmark: Code of Accounting Practice and Financial Reporting

Ratio achieves benchmark

Ratio is outside benchmark

#### 3. Unrestricted current ratio



**Purpose of unrestricted current ratio**

To assess the adequacy of working capital and its ability to satisfy obligations in the short term for the unrestricted activities of Council.

**Commentary on 2023/24 result**

**2023/24 ratio 4.46x**

Council's ratio remains well above the benchmark with more than adequate funds to satisfy its short-term obligations.

Benchmark: — > 1.50x

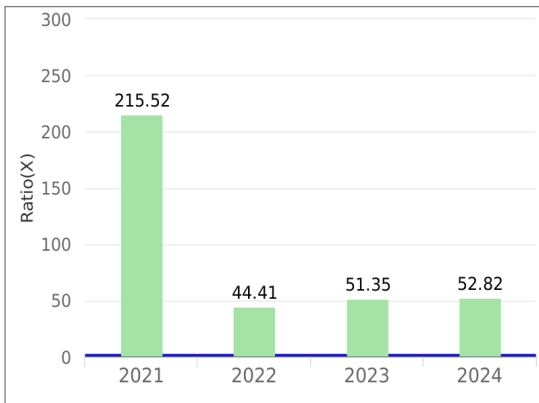
Source of benchmark: Code of Accounting Practice and Financial Reporting

Ratio achieves benchmark

Ratio is outside benchmark

# H1-1 Statement of performance measures – consolidated results (graphs) (continued)

## 4. Debt service cover ratio



**Purpose of debt service cover ratio**

This ratio measures the availability of operating cash to service debt including interest, principal and lease payments

**Commentary on 2023/24 result**

2023/24 ratio 52.82x

Council currently has three external loans , one for the Lake Talbot Pool upgrade and two for the Barellan Sewer scheme. Internal loans exist from the Water fund to the General Fund \$126,650.

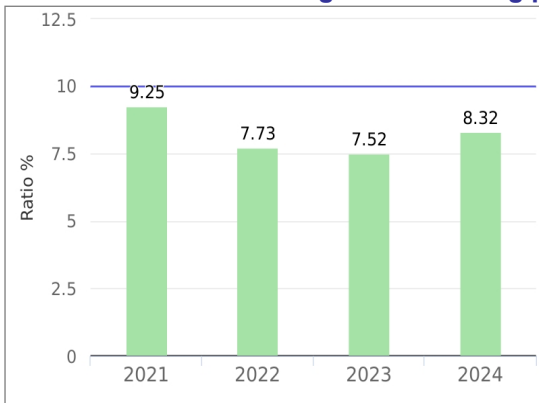
Benchmark: — > 2.00x

Source of benchmark: Code of Accounting Practice and Financial Reporting

Ratio achieves benchmark

Ratio is outside benchmark

## 5. Rates and annual charges outstanding percentage



**Purpose of rates and annual charges outstanding percentage**

To assess the impact of uncollected rates and annual charges on Council's liquidity and the adequacy of recovery efforts.

**Commentary on 2023/24 result**

2023/24 ratio 8.32%

Councils outstanding rates remain satisfactory at 30 June 2024 through the use of a fair debt recovery program.

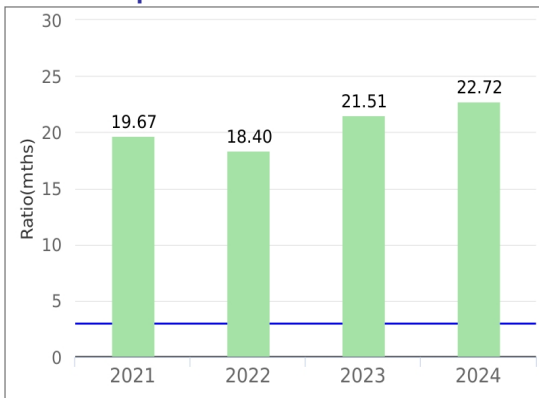
Benchmark: — < 10.00%

Source of benchmark: Code of Accounting Practice and Financial Reporting

Ratio achieves benchmark

Ratio is outside benchmark

## 6. Cash expense cover ratio



**Purpose of cash expense cover ratio**

This liquidity ratio indicates the number of months a Council can continue paying for its immediate expenses without additional cash inflow.

**Commentary on 2023/24 result**

2023/24 ratio 22.72 months

Council has adequate cash to meet its obligations for 22 months without requiring additional cash inflows.

Benchmark: — > 3.00months

Source of benchmark: Code of Accounting Practice and Financial Reporting

Ratio achieves benchmark

Ratio is outside benchmark

## H1-2 Council information and contact details

---

**Principal place of business:**

141 East Street  
Narrandera NSW 2700

### Contact details

**Mailing Address:**

141 East Street  
Narrandera NSW 2700

**Opening hours:**

Office Hours  
Monday to Friday  
9.00am - 4:30pm

**Telephone:** 02 6959 5510

**Internet:** [www.narrandera.nsw.gov.au](http://www.narrandera.nsw.gov.au)

**Email:** [council@narrandera.nsw.gov.au](mailto:council@narrandera.nsw.gov.au)

### Officers

**General Manager**

George Cowan

**Responsible Accounting Officer**

Rebecca Best

**Public Officer**

Mr Martin Hiscox

**Auditors**

NSW Audit Office  
Level 19  
Darling Park Tower 2  
201 Sussex Street  
Sydney NSW 2000

GPO Box 12  
Sydney NSW 2001

### Elected members

**Mayor**

Cr Neville Kschenka

**Councillors**

Cr Cameron Lander  
Cr Jenny Clarke  
Cr Tracey Lewis  
Cr Kevin Morris  
Cr Peter Dawson  
Cr Narelle Payne  
Cr Braden Lyons  
Cr Sue Ruffles

### Other information

**ABN:** 96 547 765 569





**INDEPENDENT AUDITOR'S REPORT**  
**Report on the general purpose financial statements**  
**Narrandera Shire Council**

To the Councillors of Narrandera Shire Council

### **Opinion**

I have audited the accompanying financial statements of Narrandera Shire Council (the Council), which comprise the Statement by Councillors and Management, the Income Statement and Statement of Comprehensive Income for the year ended 30 June 2024, the Statement of Financial Position as at 30 June 2024, the Statement of Changes in Equity and Statement of Cash Flows for the year then ended, and notes to the financial statements, including material accounting policy information and other explanatory information.

In my opinion:

- the Council's accounting records have been kept in accordance with the requirements of the *Local Government Act 1993*, Chapter 13, Part 3, Division 2 (the Division)
- the financial statements:
  - have been prepared, in all material respects, in accordance with the requirements of this Division
  - are consistent with the Council's accounting records
  - present fairly, in all material respects, the financial position of the Council as at 30 June 2024, and of its financial performance and its cash flows for the year then ended in accordance with Australian Accounting Standards
- all information relevant to the conduct of the audit has been obtained
- no material deficiencies in the accounting records or financial statements have come to light during the audit.

My opinion should be read in conjunction with the rest of this report.

### **Basis for Opinion**

I conducted my audit in accordance with Australian Auditing Standards. My responsibilities under the standards are described in the 'Auditor's Responsibilities for the Audit of the Financial Statements' section of my report.

I am independent of the Council in accordance with the requirements of the:

- Australian Auditing Standards
- Accounting Professional and Ethical Standards Board's APES 110 'Code of Ethics for Professional Accountants (including Independence Standards)' (APES 110).

Parliament promotes independence by ensuring the Auditor-General and the Audit Office of New South Wales are not compromised in their roles by:

- providing that only Parliament, and not the executive government, can remove an Auditor-General
- mandating the Auditor-General as auditor of councils
- precluding the Auditor-General from providing non-audit services.

I have fulfilled my other ethical responsibilities in accordance with APES 110.

I believe the audit evidence I have obtained is sufficient and appropriate to provide a basis for my audit opinion.

## **Other Information**

The Council's annual report for the year ended 30 June 2024 includes other information in addition to the financial statements and my Independent Auditor's Report thereon. The Councillors are responsible for the other information. At the date of this Independent Auditor's Report, the other information I have received comprise the special purpose financial statements and Special Schedules (the Schedules).

My opinion on the financial statements does not cover the other information. Accordingly, I do not express any form of assurance conclusion on the other information. However, as required by the *Local Government Act 1993*, I have separately expressed an opinion on the special purpose financial statements and Special Schedule - Permissible income for general rates.

In connection with my audit of the financial statements, my responsibility is to read the other information and, in doing so, consider whether the other information is materially inconsistent with the financial statements or my knowledge obtained in the audit, or otherwise appears to be materially misstated.

If, based on the work I have performed, I conclude there is a material misstatement of the other information, I must report that fact.

I have nothing to report in this regard.

## **The Councillors' Responsibilities for the Financial Statements**

The Councillors are responsible for the preparation and fair presentation of the financial statements in accordance with Australian Accounting Standards and the *Local Government Act 1993* and for such internal control as the Councillors determine is necessary to enable the preparation and fair presentation of the financial statements that are free from material misstatement, whether due to fraud or error.

In preparing the financial statements, the Councillors are responsible for assessing the Council's ability to continue as a going concern, disclosing, as applicable, matters related to going concern and using the going concern basis of accounting.

## **Auditor's Responsibilities for the Audit of the Financial Statements**

My objectives are to:

- obtain reasonable assurance about whether the financial statements as a whole are free from material misstatement, whether due to fraud or error
- issue an Independent Auditor's Report including my opinion.

Reasonable assurance is a high level of assurance, but does not guarantee an audit conducted in accordance with Australian Auditing Standards will always detect material misstatements. Misstatements can arise from fraud or error. Misstatements are considered material if, individually or in aggregate, they could reasonably be expected to influence the economic decisions users take based on the financial statements.

A description of my responsibilities for the audit of the financial statements is located at the Auditing and Assurance Standards Board website at: [www.auasb.gov.au/auditors\\_responsibilities/ar4.pdf](http://www.auasb.gov.au/auditors_responsibilities/ar4.pdf). The description forms part of my auditor's report.

The scope of my audit does not include, nor provide assurance:

- that the Council carried out its activities effectively, efficiently and economically
- on the Original Budget information included in the Income Statement, Statement of Cash Flows, and Note B5-1 'Material budget variations'
- on the Special Schedules. A separate opinion has been provided on Special Schedule - Permissible income for general rates
- about the security and controls over the electronic publication of the audited financial statements on any website where they may be presented
- about any other information which may have been hyperlinked to/from the financial statements.



Lawrissa Chan  
Delegate of the Auditor-General for New South Wales

8 October 2024  
SYDNEY



Cr Neville Kschenka  
 Mayor  
 Narrandera Shire Council  
 141 East Street  
 NARRANDERA NSW 2700

Contact: Lawrissa Chan  
 Phone no: 02 9275 7255  
 Our ref: R008-2124742775-6988

8 October 2024

Dear Mayor

**Report on the Conduct of the Audit  
 for the year ended 30 June 2024  
 Narrandera Shire Council**

I have audited the general purpose financial statements (GPFS) of the Narrandera Shire Council (the Council) for the year ended 30 June 2024 as required by section 415 of the *Local Government Act 1993* (the Act).

I expressed an unmodified opinion on the Council's GPFS.

This Report on the Conduct of the Audit (the Report) for the Council for the year ended 30 June 2024 is issued in accordance with section 417 of the Act. This Report should be read in conjunction with my audit opinion on the GPFS issued under section 417(2) of the Act.

**INCOME STATEMENT**

**Operating result**

	2024 \$m	2023 \$m	Variance %
Rates and annual charges revenue	8.9	8.6	↑ 3.5
Grants and contributions revenue	22.1	19.4	↑ 13.9
Operating result from continuing operations	14.4	9.8	↑ 46.9
Net operating result before capital grants and contributions	4.9	4.5	↑ 8.9

Rates and annual charges revenue (\$8.9 million) increased by \$0.3 million (3.5 per cent) in 2023–24 mainly due to a rate peg increase of 3.7 per cent.

Grants and contributions revenue (\$22.1 million) increased by \$2.7 million (13.9 per cent) in 2023–24 mainly due to increase in sewerage related funding for the Barellan Sewer Scheme of \$3.2 million.

Council’s operating result from continuing operations (\$14.4 million including depreciation, amortisation and impairment expense of \$5.6 million) was \$4.6 million higher than the 2022–23 result. This increase was mainly due to grants and contributions as explained above, and interest and investment income.

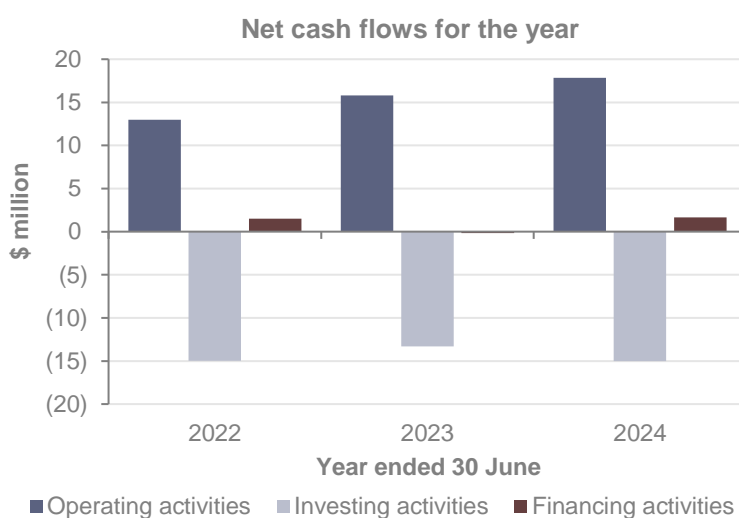
The net operating result before capital grants and contributions of \$4.9 million was \$0.4 million higher than the 2022–23 result. This increase is mainly attributed to the increase in other revenues, interest and investment income and rates and annual charges.

## STATEMENT OF CASH FLOWS

Cash flows from Operating activities increased by \$2.1 million mainly due to an increase in interest received, and a reduction in payments for materials and services.

Cash flows from investing activities decreased by \$1.7 million mainly due to payments for infrastructure, property, plant and equipment.

Cash flows from financing activities increased by \$1.8 million mainly due to proceeds from borrowings.



## FINANCIAL POSITION

### Cash and investments

Cash and investments	2024	2023	Commentary
	\$m	\$m	
<b>Total cash, cash equivalents and investments</b>	<b>37.5</b>	<b>36.3</b>	Externally restricted balances comprise mainly of specific purpose unexpended grants, developer contributions, water and sewer funds. Externally restricted funds increased by \$1.7 million due to increase in specific purpose unexpended grants.  Internal allocations are determined by council policies or decisions, which are subject to change. Internal allocations have remained steady compared with the prior year.
Restricted and allocated cash, cash equivalents and investments:			
• External restrictions	21.5	19.8	
• Internal allocations	15.4	16.1	

### Debt

At 30 June 2024, Council had:

- \$3.6 million in secured loans (\$1.9 million in 2022–23)
- \$350,000 in approved overdraft facility with \$nil drawn down (\$350,000 with \$nil drawn down in 2022–23)
- \$45,000 in credit card facility with \$16,000 used (\$45,000 with \$7,000 used in 2022–23).

# PERFORMANCE

## Performance measures

The following section provides an overview of the Council's performance against the performance measures and performance benchmarks set by the Office of Local Government (OLG) within the Department of Planning, Housing and Infrastructure.

### Operating performance ratio

Council exceeded the benchmark for the current reporting period.

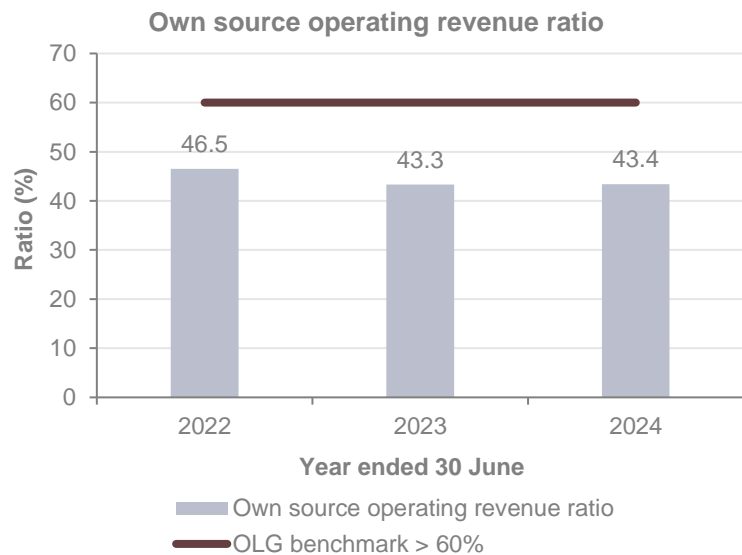
The 'operating performance ratio' measures how well council contained operating expenditure within operating revenue (excluding capital grants and contributions, fair value adjustments, and reversal of revaluation decrements). The benchmark set by OLG is greater than zero per cent.



### Own source operating revenue ratio

Council did not meet the benchmark for the current reporting period.

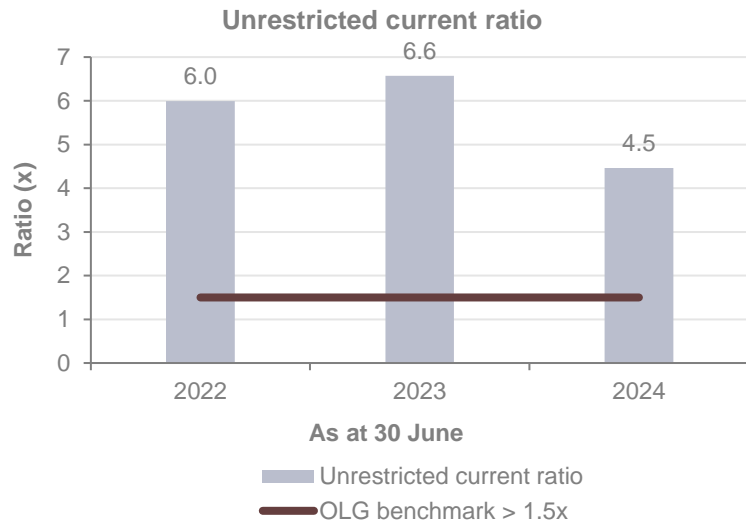
The 'own source operating revenue ratio' measures council's fiscal flexibility and the degree to which it relies on external funding sources such as operating grants and contributions. The benchmark set by OLG is greater than 60 per cent.



### Unrestricted current ratio

Council exceeded the benchmark for the current reporting period.

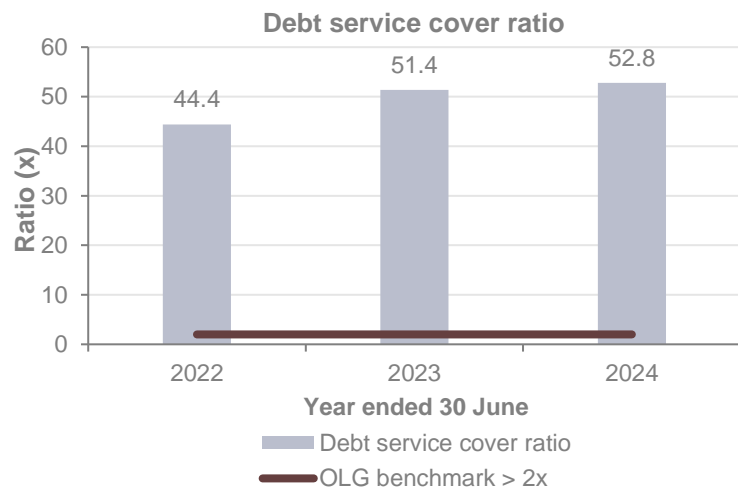
The 'unrestricted current ratio' is specific to local government and represents council's ability to meet its short-term obligations as they fall due. The benchmark set by OLG is greater than 1.5 times.



### Debt service cover ratio

Council exceeded the benchmark for the current reporting period.

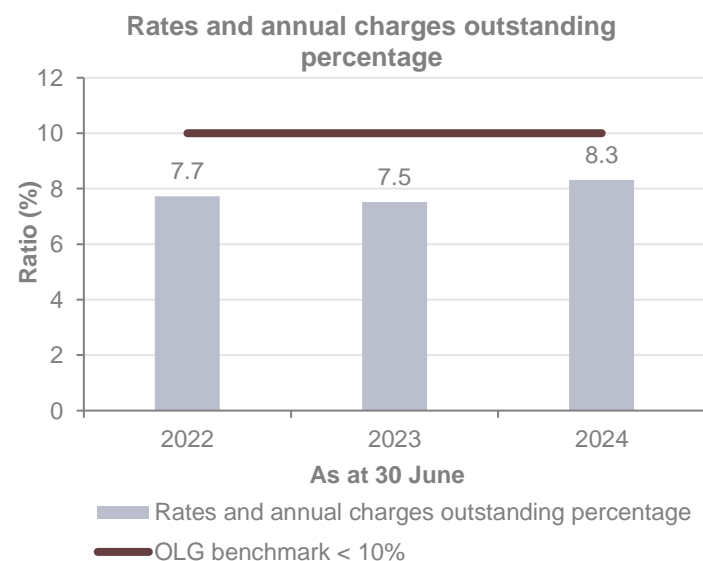
The 'debt service cover ratio' measures the operating cash to service debt including interest, principal and lease payments. The benchmark set by OLG is greater than two times.



### Rates and annual charges outstanding percentage

Council met the benchmark for the current reporting period.

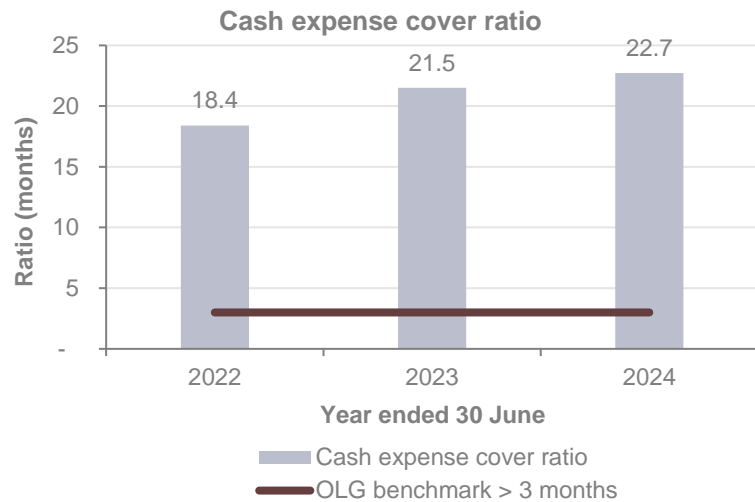
The 'rates and annual charges outstanding percentage' assesses the impact of uncollected rates and annual charges on council's liquidity and the adequacy of debt recovery efforts. The benchmark set by OLG is less than 10 per cent for regional and rural councils.



### Cash expense cover ratio

Council exceeded the benchmark for the current reporting period.

This liquidity ratio indicates the number of months the council can continue paying for its immediate expenses without additional cash inflow. The benchmark set by OLG is greater than three months.



### Infrastructure, property, plant and equipment renewals

Council renewed \$7.2 million of infrastructure, property, plant and equipment during the 2023–24 financial year, mainly on roads and bridges. A further \$12.1 million was spent on new assets.

### Legislative compliance

My audit procedures did not identify any instances of material non-compliance with the financial reporting requirements in Chapter 13, Part 3, Division 2 of the LG Act and the associated regulation or a material deficiency in the Council's accounting records or financial statements. The Council's:

- accounting records were maintained in a manner and form to allow the GPFS to be prepared and effectively audited
- staff provided all accounting records and information relevant to the audit.

Lawrissa Chan  
Director, Financial Audit

Delegate of the Auditor-General for New South Wales



# Special Purpose Financial Statements

Year Ending  
June 2024



**Narrandera**  
Shire Council

# Narrandera Shire Council

## Special Purpose Financial Statements

for the year ended 30 June 2024

---

Contents	Page
<b>Statement by Councillors and Management</b>	<b>3</b>
<b>Special Purpose Financial Statements:</b>	
Income Statement of water supply business activity	4
Income Statement of sewerage business activity	5
Statement of Financial Position of water supply business activity	6
Statement of Financial Position of sewerage business activity	7
<b>Note – Material accounting policy information</b>	<b>8</b>
<b>Auditor's Report on Special Purpose Financial Statements</b>	<b>11</b>

---

### Background

- i. These Special Purpose Financial Statements have been prepared for the use by both Council and the Office of Local Government in fulfilling their requirements under National Competition Policy.
- ii. The principle of competitive neutrality is based on the concept of a 'level playing field' between persons/entities competing in a market place, particularly between private and public sector competitors.

Essentially, the principle is that government businesses, whether Commonwealth, state or local, should operate without net competitive advantages over other businesses as a result of their public ownership.

- iii. For Council, the principle of competitive neutrality and public reporting applies only to declared business activities.

These include **(a)** those activities classified by the Australian Bureau of Statistics as business activities being water supply, sewerage services, abattoirs, gas production and reticulation, and **(b)** those activities with a turnover of more than \$2 million that Council has formally declared as a business activity (defined as Category 1 activities).

- iv. In preparing these financial statements for Council's self-classified Category 1 businesses and ABS-defined activities, councils must **(a)** adopt a corporatisation model and **(b)** apply full cost attribution including tax-equivalent regime payments and debt guarantee fees (where the business benefits from Council's borrowing position by comparison with commercial rates).

## Narrandera Shire Council

### Special Purpose Financial Statements

for the year ended 30 June 2024

### Statement by Councillors and Management

---

#### Statement by Councillors and Management made pursuant to the Local Government Code of Accounting Practice and Financial Reporting

The attached Special Purpose Financial Statements have been prepared in accordance with:

- NSW Government Policy Statement 'Application of National Competition Policy to Local Government',
- Division of Local Government Guidelines 'Pricing and Costing for Council Businesses – A Guide to Competitive Neutrality',
- The Local Government Code of Accounting Practice and Financial Reporting,
- Sections 3 and 4 of the NSW Department of Planning and Environment, Water's Regulatory and assurance framework for local water utilities.

To the best of our knowledge and belief, these statements:

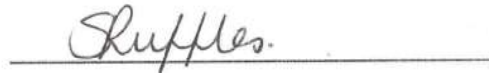
- present fairly the operating result and financial position for each of Council's declared business activities for the year, and
- accord with Council's accounting and other records.
- present overhead reallocation charges to the water and sewerage businesses as fair and reasonable.

We are not aware of any matter that would render these statements false or misleading in any way.

Signed in accordance with a resolution of Council made on 27 August 2024.



Neville Kschenka  
**Mayor**  
27 August 2024



Sue Ruffles  
**Councillor**  
27 August 2024



George Cowan  
**General Manager**  
27 August 2024



Rebecca Best  
**Responsible Accounting Officer**  
27 August 2024



Mr Shane Wilson  
**Deputy General Manager Infrastructure**  
27 August 2024

## Narrandera Shire Council

### Income Statement of water supply business activity

for the year ended 30 June 2024

\$ '000	2024	2023
<b>Income from continuing operations</b>		
Access charges	886	848
User charges	1,422	1,354
Fees	32	7
Interest and investment income	338	153
<b>Total income from continuing operations</b>	<b>2,678</b>	<b>2,362</b>
<b>Expenses from continuing operations</b>		
Employee benefits and on-costs	467	528
Materials and services	1,745	1,479
Depreciation, amortisation and impairment	740	651
Net loss from the disposal of assets	187	271
Other expenses	50	–
<b>Total expenses from continuing operations</b>	<b>3,189</b>	<b>2,929</b>
<b>Surplus (deficit) from continuing operations before capital amounts</b>	<b>(511)</b>	<b>(567)</b>
Grants and contributions provided for capital purposes	247	67
<b>Surplus (deficit) from continuing operations after capital amounts</b>	<b>(264)</b>	<b>(500)</b>
<b>Surplus (deficit) from all operations before tax</b>	<b>(264)</b>	<b>(500)</b>
<b>Surplus (deficit) after tax</b>	<b>(264)</b>	<b>(500)</b>
<b>Plus accumulated surplus</b>	<b>17,733</b>	<b>18,233</b>
<b>Plus adjustments for amounts unpaid:</b>		
<b>Closing accumulated surplus</b>	<b>17,469</b>	<b>17,733</b>
<b>Return on capital %</b>	<b>(2.1)%</b>	<b>(2.4)%</b>
<b>Subsidy from Council</b>	<b>1,575</b>	<b>1,530</b>
<b>Calculation of dividend payable:</b>		
Surplus (deficit) after tax	(264)	(500)
Less: capital grants and contributions (excluding developer contributions)	(247)	(67)
<b>Surplus for dividend calculation purposes</b>	<b>–</b>	<b>–</b>
<b>Potential dividend calculated from surplus</b>	<b>–</b>	<b>–</b>

## Narrandera Shire Council

### Income Statement of sewerage business activity

for the year ended 30 June 2024

\$ '000	2024	2023
<b>Income from continuing operations</b>		
Access charges	1,560	1,501
User charges	193	173
Interest and investment income	116	69
<b>Total income from continuing operations</b>	<b>1,869</b>	<b>1,743</b>
<b>Expenses from continuing operations</b>		
Employee benefits and on-costs	377	339
Borrowing costs	37	39
Materials and services	742	760
Depreciation, amortisation and impairment	402	355
Net loss from the disposal of assets	10	–
<b>Total expenses from continuing operations</b>	<b>1,568</b>	<b>1,493</b>
<b>Surplus (deficit) from continuing operations before capital amounts</b>	<b>301</b>	<b>250</b>
Grants and contributions provided for capital purposes	3,494	344
<b>Surplus (deficit) from continuing operations after capital amounts</b>	<b>3,795</b>	<b>594</b>
<b>Surplus (deficit) from all operations before tax</b>	<b>3,795</b>	<b>594</b>
Less: corporate taxation equivalent (25%) [based on result before capital]	(75)	(63)
<b>Surplus (deficit) after tax</b>	<b>3,720</b>	<b>531</b>
<b>Plus accumulated surplus</b>	<b>13,054</b>	<b>12,460</b>
<b>Plus adjustments for amounts unpaid:</b>		
– Corporate taxation equivalent	75	63
<b>Closing accumulated surplus</b>	<b>16,849</b>	<b>13,054</b>
<b>Return on capital %</b>	<b>1.5%</b>	<b>1.6%</b>
<b>Subsidy from Council</b>	<b>647</b>	<b>422</b>
<b>Calculation of dividend payable:</b>		
Surplus (deficit) after tax	3,720	531
Less: capital grants and contributions (excluding developer contributions)	(3,494)	(344)
<b>Surplus for dividend calculation purposes</b>	<b>226</b>	<b>187</b>
<b>Potential dividend calculated from surplus</b>	<b>113</b>	<b>94</b>

## Narrandera Shire Council

### Statement of Financial Position of water supply business activity

as at 30 June 2024

\$ '000	2024	2023
<b>ASSETS</b>		
<b>Current assets</b>		
Contract assets and contract cost assets	115	24
Cash and cash equivalents	383	89
Investments	5,798	6,155
Receivables	632	519
<b>Total current assets</b>	<b>6,928</b>	<b>6,787</b>
<b>Non-current assets</b>		
Receivables	87	127
Infrastructure, property, plant and equipment	24,738	23,951
<b>Total non-current assets</b>	<b>24,825</b>	<b>24,078</b>
<b>Total assets</b>	<b>31,753</b>	<b>30,865</b>
<b>LIABILITIES</b>		
<b>Current liabilities</b>		
Payables	106	124
<b>Total current liabilities</b>	<b>106</b>	<b>124</b>
<b>Total liabilities</b>	<b>106</b>	<b>124</b>
<b>Net assets</b>	<b>31,647</b>	<b>30,741</b>
<b>EQUITY</b>		
Accumulated surplus	17,469	17,733
Revaluation reserves	14,178	13,008
<b>Total equity</b>	<b>31,647</b>	<b>30,741</b>

## Narrandera Shire Council

### Statement of Financial Position of sewerage business activity

as at 30 June 2024

\$ '000	2024	2023
<b>ASSETS</b>		
<b>Current assets</b>		
Cash and cash equivalents	207	42
Investments	2,733	2,621
Receivables	943	176
Contract assets and contract cost assets	425	323
<b>Total current assets</b>	<b>4,308</b>	<b>3,162</b>
<b>Non-current assets</b>		
Infrastructure, property, plant and equipment	22,896	17,686
<b>Total non-current assets</b>	<b>22,896</b>	<b>17,686</b>
<b>Total assets</b>	<b>27,204</b>	<b>20,848</b>
<b>LIABILITIES</b>		
<b>Current liabilities</b>		
Borrowings	237	93
<b>Total current liabilities</b>	<b>237</b>	<b>93</b>
<b>Non-current liabilities</b>		
Borrowings	2,954	1,391
<b>Total non-current liabilities</b>	<b>2,954</b>	<b>1,391</b>
<b>Total liabilities</b>	<b>3,191</b>	<b>1,484</b>
<b>Net assets</b>	<b>24,013</b>	<b>19,364</b>
<b>EQUITY</b>		
Accumulated surplus	16,849	13,054
Revaluation reserves	7,164	6,310
<b>Total equity</b>	<b>24,013</b>	<b>19,364</b>

## Note – Material accounting policy information

A statement summarising the supplemental accounting policies adopted in the preparation of the special purpose financial statements (SPFS) for National Competition Policy (NCP) reporting purposes follows.

These financial statements are SPFS prepared for use by Council and the Office of Local Government. For the purposes of these statements, the Council is a non-reporting not-for-profit entity.

The figures presented in these special purpose financial statements have been prepared in accordance with the recognition and measurement criteria of relevant Australian Accounting Standards, other authoritative pronouncements of the Australian Accounting Standards Board (AASB) and Australian Accounting Interpretations.

The disclosures in these special purpose financial statements have been prepared in accordance with the *Local Government Act 1993 (Act)*, the *Local Government (General) Regulation 2022 (Regulation)* and the Local Government Code of Accounting Practice and Financial Reporting.

The statements are prepared on an accruals basis. They are based on historic costs and do not take into account changing money values or, except where specifically stated, fair value of non-current assets. Certain taxes and other costs, appropriately described, have been imputed for the purposes of the National Competition Policy.

The Statement of Financial Position includes notional assets/liabilities receivable from/payable to Council's general fund. These balances reflect a notional intra-entity funding arrangement with the declared business activities.

### National Competition Policy

Council has adopted the principle of 'competitive neutrality' in its business activities as part of the National Competition Policy which is being applied throughout Australia at all levels of government. The framework for its application is set out in the June 1996 NSW Government Policy statement titled 'Application of National Competition Policy to Local Government'. *The Pricing and Costing for Council Businesses – A Guide to Competitive Neutrality* issued by the Office of Local Government in July 1997 has also been adopted.

The pricing and costing guidelines outline the process for identifying and allocating costs to activities and provide a standard for disclosure requirements. These disclosures are reflected in Council's pricing and/or financial reporting systems and include taxation equivalents, Council subsidies, and returns on investments (rate of return and dividends paid).

### Declared business activities

In accordance with *Pricing and Costing for Council Businesses – A Guide to Competitive Neutrality*, Council has declared that the following are to be considered as business activities:

#### Category 1

(where gross operating turnover is over \$2 million)

##### a. Narrandera Council Water Supply

Council's water supply activities servicing the town of Narrandera, and which is established as a Special Rate Fund of Council.

#### Category 2

(where gross operating turnover is less than \$2 million)

##### a. Narrandera Sewerage Service

Council's sewerage reticulation & treatment activities servicing the town of Narrandera, and which is established as a Special Rate Fund of Council.

### Taxation equivalent charges

Council is liable to pay various taxes and financial duties. Where this is the case, they are disclosed as a cost of operations just like all other costs. However, where Council does not pay some taxes, which are generally paid by private sector businesses, such as income tax, these equivalent tax payments have been applied to all Council-nominated business activities and are reflected in special purpose financial statements. For the purposes of disclosing comparative information relevant to the private sector equivalent, the following taxation equivalents have been applied to all Council-nominated business activities (this does not include Council's non-business activities):

#### Notional rate applied (%)

Corporate income tax rate – **25%** (22/23 25%)



## Note – Material accounting policy information (continued)

**Land tax** – the first \$1,075,000 of combined land values attracts **0%**. For the combined land values in excess of \$1,075,000 up to \$6,571,000 the rate is **\$100 + 1.6%**. For the remaining combined land value that exceeds \$6,571,000 a premium marginal rate of **2.0%** applies.

**Payroll tax** – **5.45%** on the value of taxable salaries and wages in excess of \$1,200,000.

In accordance with DCCEEW's regulatory and assurance framework, a payment for the amount calculated as the annual tax equivalent charges (excluding income tax) must be paid from water supply and sewerage business activities.

The payment of taxation equivalent charges, referred to in the regulatory and assurance framework as a 'dividend for taxation equivalent', may be applied for any purpose allowed under the Act.

Achievement of substantial compliance to DCCEEW's regulatory and assurance framework is not a prerequisite for the payment of the tax equivalent charges; however the payment must not exceed \$3 per assessment.

### Income tax

An income tax equivalent has been applied on the profits of the business activities. Whilst income tax is not a specific cost for the purpose of pricing a good or service, it needs to be taken into account in terms of assessing the rate of return required on capital invested. Accordingly, the return on capital invested is set at a pre-tax level – gain/(loss) from ordinary activities before capital amounts, as would be applied by a private sector competitor. That is, it should include a provision equivalent to the relevant corporate income tax rate, currently 25% (LY 25%).

Income tax is only applied where a gain from ordinary activities before capital amounts has been achieved. Since the taxation equivalent is notional – that is, it is payable to the 'Council' as the owner of business operations – it represents an internal payment and has no effect on the operations of the Council.

Accordingly, there is no need for disclosure of internal charges in the SPFS. The rate applied of 25% is the equivalent company tax rate prevalent at reporting date. No adjustments have been made for variations that have occurred during the year.

### Local government rates and charges

A calculation of the equivalent rates and charges for all Category 1 businesses has been applied to all assets owned, or exclusively used by the business activity.

### Loan and debt guarantee fees

The debt guarantee fee is designed to ensure that Council business activities face 'true' commercial borrowing costs in line with private sector competitors. In order to calculate a debt guarantee fee, Council has determined what the differential borrowing rate would have been between the commercial rate and Council's borrowing rate for its business activities.

#### (i) Subsidies

Government policy requires that subsidies provided to customers, and the funding of those subsidies, must be explicitly disclosed. Subsidies occur where Council provides services on a less than cost recovery basis. This option is exercised on a range of services in order for Council to meet its community service obligations. The overall effect of subsidies is contained within the Income Statements of business activities.

#### (ii) Return on investments (rate of return)

The NCP policy statement requires that councils with Category 1 businesses 'would be expected to generate a return on capital funds employed that is comparable to rates of return for private businesses operating in a similar field'.

Funds are subsequently available for meeting commitments or financing future investment strategies. The rate of return is disclosed for each of Council's business activities on the Income Statement.

The rate of return is calculated as follows:

**Operating result before capital income + interest expense**

**Written down value of I,PP&E as at 30 June**

As a minimum, business activities should generate a return equal to the Commonwealth 10 year bond rate which is 4.30% at 30/6/24.

## Note – Material accounting policy information (continued)

---

### (iii) Dividends

Council is not required to pay dividends to either itself (as owner of a range of businesses) or to any external entities.

A local government water supply and sewerage businesses are permitted to pay an annual dividend from its water supply or sewerage business surplus.

Each dividend must be calculated and approved in accordance with section 4 of DPE - Water's regulatory and assurance framework and must not exceed:

- 50% of this surplus in any one year, or
- the number of water supply or sewerage assessments at 30 June 2024 multiplied by \$30 (less the payment for tax equivalent charges, not exceeding \$3 per assessment).

In accordance with section 4 of DPE - Water's regulatory and assurance framework, statement of compliance and statement of dividend payment, dividend payment form and unqualified independent financial audit report are submitted to DPE - Water.



## INDEPENDENT AUDITOR'S REPORT

### Report on the special purpose financial statements

#### Narrandera Shire Council

To the Councillors of Narrandera Shire Council

### Opinion

I have audited the accompanying special purpose financial statements (the financial statements) of Narrandera Shire Council's (the Council) Declared Business Activities, which comprise the Statement by Councillors and Management, the Income Statement of each Declared Business Activity for the year ended 30 June 2024, the Statement of Financial Position of each Declared Business Activity as at 30 June 2024 and the Material accounting policy information note.

The Declared Business Activities of the Council are:

- water supply
- sewerage.

In my opinion, the financial statements present fairly, in all material respects, the financial position of the Council's declared Business Activities as at 30 June 2024, and their financial performance for the year then ended, in accordance with the Australian Accounting Standards described in the Material accounting policy information note and the Local Government Code of Accounting Practice and Financial Reporting 2023–24 (LG Code).

My opinion should be read in conjunction with the rest of this report.

### Basis for Opinion

I conducted my audit in accordance with Australian Auditing Standards. My responsibilities under the standards are described in the 'Auditor's Responsibilities for the Audit of the Financial Statements' section of my report.

I am independent of the Council in accordance with the requirements of the:

- Australian Auditing Standards
- Accounting Professional and Ethical Standards Board's APES 110 'Code of Ethics for Professional Accountants (including Independence Standards)' (APES 110).

Parliament promotes independence by ensuring the Auditor-General and the Audit Office of New South Wales are not compromised in their roles by:

- providing that only Parliament, and not the executive government, can remove an Auditor-General
- mandating the Auditor-General as the auditor of councils
- precluding the Auditor-General from providing non-audit services.

I have fulfilled my other ethical responsibilities in accordance with APES 110.

I believe the audit evidence I have obtained is sufficient and appropriate to provide a basis for my audit opinion.

## **Emphasis of Matter - Basis of Accounting**

Without modifying my opinion, I draw attention to the Material accounting policy information note to the financial statements which describes the basis of accounting. The financial statements have been prepared for the purpose of fulfilling the Council's financial reporting responsibilities under the LG Code. As a result, the financial statements may not be suitable for another purpose.

## **Other Information**

The Council's annual report for the year ended 30 June 2024 includes other information in addition to the financial statements and my Independent Auditor's Report thereon. The Councillors are responsible for the other information. At the date of this Independent Auditor's Report, the other information I have received comprise the general purpose financial statements and Special Schedules (the Schedules).

My opinion on the financial statements does not cover the other information. Accordingly, I do not express any form of assurance conclusion on the other information. However, as required by the *Local Government Act 1993*, I have separately expressed an opinion on the general purpose financial statements and Special Schedule 'Permissible income for general rates.

In connection with my audit of the financial statements, my responsibility is to read the other information and, in doing so, consider whether the other information is materially inconsistent with the financial statements or my knowledge obtained in the audit, or otherwise appears to be materially misstated.

If, based on the work I have performed, I conclude there is a material misstatement of the other information, I must report that fact.

I have nothing to report in this regard.

## **The Councillors' Responsibilities for the Financial Statements**

The Councillors are responsible for the preparation and fair presentation of the financial statements and for determining that the accounting policies, described in the Material accounting policy information note to the financial statements, are appropriate to meet the requirements in the LG Code. The Councillors' responsibility also includes such internal control as the Councillors determine is necessary to enable the preparation and fair presentation of the financial statements that are free from material misstatement, whether due to fraud or error.

In preparing the financial statements, the Councillors are responsible for assessing the Council's ability to continue as a going concern, disclosing, as applicable, matters related to going concern and using the going concern basis of accounting.

## **Auditor's Responsibilities for the Audit of the Financial Statements**

My objectives are to:

- obtain reasonable assurance about whether the financial statements as a whole are free from material misstatement, whether due to fraud or error
- issue an Independent Auditor's Report including my opinion.

Reasonable assurance is a high level of assurance, but does not guarantee an audit conducted in accordance with Australian Auditing Standards will always detect material misstatements. Misstatements can arise from fraud or error. Misstatements are considered material if, individually or in aggregate, they could reasonably be expected to influence the economic decisions users take based on the financial statements.

A description of my responsibilities for the audit of the financial statements is located at the Auditing and Assurance Standards Board website at: [www.auasb.gov.au/auditors\\_responsibilities/ar4.pdf](http://www.auasb.gov.au/auditors_responsibilities/ar4.pdf). The description forms part of my auditor's report.

The scope of my audit does not include, nor provide assurance:

- that the Council carried out its activities effectively, efficiently and economically
- about the security and controls over the electronic publication of the audited financial statements on any website where they may be presented
- about any other information which may have been hyperlinked to/from the financial statements.



Lawrissa Chan  
Delegate of the Auditor-General for New South Wales

8 October 2024  
SYDNEY

# Special Schedules

Year Ending  
June 2024



**Narrandera**  
Shire Council

# Narrandera Shire Council

## Special Schedules

for the year ended 30 June 2024

---

### Contents

Page

#### **Special Schedules:**

Permissible income for general rates	3
Report on infrastructure assets as at 30 June 2024	6

## Narrandera Shire Council

### Permissible income for general rates

\$ '000	Notes	Calculation 2023/24	Calculation 2024/25
<b>Notional general income calculation <sup>1</sup></b>			
Last year notional income yield	a	5,308	5,511
Plus/minus adjustments <sup>2</sup>	b	10	2
<b>Notional general income</b>	c = a + b	<b>5,318</b>	<b>5,513</b>
<b>Permissible income calculation</b>			
Percentage increase (%)	d	3.70%	25.50%
Less expiring special variations amount	e	-	-
Plus percentage increase amount <sup>3</sup>	f = d x (c + e)	197	1,406
<b>Sub-total</b>	g = (c + e + f)	<b>5,515</b>	<b>6,919</b>
Plus or minus last year's carry-forward total	h	20	24
Less valuation objections claimed in the previous year	i	-	-
<b>Sub-total</b>	j = (h + i)	<b>20</b>	<b>24</b>
<b>Total permissible income</b>	k = g + j	<b>5,535</b>	<b>6,943</b>
Less notional income yield	l	5,511	6,923
<b>Catch-up or (excess) result</b>	m = k - l	<b>24</b>	<b>20</b>
Plus income lost due to valuation objections claimed <sup>4</sup>	n	-	-
Less unused catch-up greater than 10 years <sup>5</sup>	o	-	-
<b>Carry forward to next year <sup>6</sup></b>	p = m + n + o	<b>24</b>	<b>20</b>

#### Notes

- (1) The notional general income will not reconcile with rate income in the financial statements in the corresponding year. The statements are reported on an accrual accounting basis which include amounts that relate to prior years' rates income.
- (2) Adjustments account for changes in the number of assessments and any increase or decrease in land value occurring during the year. The adjustments are called 'supplementary valuations' as defined in the *Valuation of Land Act 1916 (NSW)*.
- (3) The 'percentage increase' is inclusive of the rate-peg percentage, and/or special variation and/or Crown land adjustment (where applicable).
- (4) Valuation objections are unexpected changes in land values as a result of land owners successfully objecting to the land value issued by the Valuer General. Councils can claim the value of the income lost due to valuation objections in any single year.
- (5) Unused catch-up amounts or the rate peg balance amounts will be deducted if they are not caught up within ten years. Usually councils will have a nominal carry forward figure. These amounts can be adjusted for when setting the rates in a future year.
- (6) Carry-forward amounts which are in excess (an amount that exceeds the permissible income) require Ministerial approval by order published in the *NSW Government Gazette* in accordance with section 512 of the Act. The OLG will extract these amounts from Council's Permissible income for general rates Statement in the financial data return (FDR) to administer this process.





## INDEPENDENT AUDITOR'S REPORT

### Special Schedule – Permissible income for general rates

#### Narrandera Shire Council

To the Councillors of Narrandera Shire Council

### Opinion

I have audited the accompanying Special Schedule – Permissible income for general rates (the Schedule) of Narrandera Shire Council (the Council) for the year ending 30 June 2025.

In my opinion, the Schedule is prepared, in all material respects in accordance with the requirements of the Local Government Code of Accounting Practice and Financial Reporting 2023–24 (LG Code) and is in accordance with the books and records of the Council.

My opinion should be read in conjunction with the rest of this report.

### Basis for Opinion

I conducted my audit in accordance with Australian Auditing Standards. My responsibilities under the standards are described in the 'Auditor's Responsibilities for the Audit of the Schedule' section of my report.

I am independent of the Council in accordance with the requirements of the:

- Australian Auditing Standards
- Accounting Professional and Ethical Standards Board's APES 110 'Code of Ethics for Professional Accountants (including Independence Standards)' (APES 110).

Parliament promotes independence by ensuring the Auditor-General and the Audit Office of New South Wales are not compromised in their roles by:

- providing that only Parliament, and not the executive government, can remove an Auditor-General
- mandating the Auditor-General as auditor of councils
- precluding the Auditor-General from providing non-audit services.

I have fulfilled my other ethical responsibilities in accordance with APES 110.

I believe that the audit evidence I have obtained is sufficient and appropriate to provide a basis for my audit opinion.

### Emphasis of Matter - Basis of Accounting

Without modifying my opinion, I draw attention to the special purpose framework used to prepare the Schedule. The Schedule has been prepared for the purpose of fulfilling the Council's reporting obligations under the LG Code. As a result, the Schedule may not be suitable for another purpose.

### Other Information

The Council's annual report for the year ended 30 June 2024 includes other information in addition to the Schedule and my Independent Auditor's Report thereon. The Councillors are responsible for the other information. At the date of this Independent Auditor's Report, the other information I have

received comprise the general purpose financial statements, special purpose financial statements and Special Schedule 'Report on infrastructure assets as at 30 June 2024.

My opinion on the Schedule does not cover the other information. Accordingly, I do not express any form of assurance conclusion on the other information. However, as required by the *Local Government Act 1993*, I have separately expressed an opinion on the general purpose financial statements and the special purpose financial statements.

In connection with my audit of the Schedule, my responsibility is to read the other information and, in doing so, consider whether the other information is materially inconsistent with the Schedule or my knowledge obtained in the audit, or otherwise appears to be materially misstated.

If, based on the work I have performed, I conclude there is a material misstatement of the other information, I must report that fact.

I have nothing to report in this regard.

### **The Councillors' Responsibilities for the Schedule**

The Councillors are responsible for the preparation of the Schedule in accordance with the LG Code. The Councillors' responsibility also includes such internal control as the Councillors determine is necessary to enable the preparation of the Schedule that is free from material misstatement, whether due to fraud or error.

In preparing the Schedule, the Councillors are responsible for assessing the Council's ability to continue as a going concern, disclosing, as applicable, matters related to going concern and using the going concern basis of accounting.

### **Auditor's Responsibilities for the Audit of the Schedule**

My objectives are to:

- obtain reasonable assurance whether the Schedule as a whole is free from material misstatement, whether due to fraud or error
- issue an Independent Auditor's Report including my opinion.

Reasonable assurance is a high level of assurance, but does not guarantee an audit conducted in accordance with Australian Auditing Standards will always detect material misstatements. Misstatements can arise from fraud or error. Misstatements are considered material if, individually or in aggregate, they could reasonably be expected to influence the economic decisions users take based on the Schedule.

A description of my responsibilities for the audit of the Schedule is located at the Auditing and Assurance Standards Board website at: [www.auasb.gov.au/auditors\\_responsibilities/ar8.pdf](http://www.auasb.gov.au/auditors_responsibilities/ar8.pdf). The description forms part of my auditor's report.

The scope of my audit does not include, nor provide assurance:

- that the Council carried out its activities effectively, efficiently and economically
- about the security and controls over the electronic publication of the audited Schedule on any website where it may be presented
- about any other information which may have been hyperlinked to/from the Schedule.



Lawrissa Chan  
Delegate of the Auditor-General for New South Wales

8 October 2024  
SYDNEY

## Narrandera Shire Council

### Report on infrastructure assets as at 30 June 2024

Asset Class	Asset Category	Estimated cost		2023/24 Required maintenance <sup>a</sup>	2023/24 Actual maintenance	Net carrying amount	Gross replacement cost (GRC)	Assets in condition as a percentage of gross replacement cost				
		Estimated cost to bring assets to satisfactory standard	to bring to the agreed level of service set by Council					1	2	3	4	5
		\$ '000	\$ '000	\$ '000	\$ '000	\$ '000	\$ '000					
<b>Buildings</b>	Buildings – non-specialised	2,663	–	451	155	11,115	32,930	2.0%	11.0%	47.0%	38.0%	2.0%
	Buildings – specialised	1,394	–	303	117	12,543	22,103	46.0%	3.0%	19.0%	30.0%	2.0%
	<b>Sub-total</b>	<b>4,057</b>	<b>–</b>	<b>754</b>	<b>272</b>	<b>23,658</b>	<b>55,033</b>	<b>19.7%</b>	<b>7.8%</b>	<b>35.8%</b>	<b>34.8%</b>	<b>1.9%</b>
<b>Other structures</b>	Other structures	1,503	–	350	455	14,787	25,531	53.0%	5.0%	17.0%	22.0%	3.0%
	<b>Sub-total</b>	<b>1,503</b>	<b>–</b>	<b>350</b>	<b>455</b>	<b>14,787</b>	<b>25,531</b>	<b>53.0%</b>	<b>5.0%</b>	<b>17.0%</b>	<b>22.0%</b>	<b>3.0%</b>
<b>Water supply network</b>	Water supply network	4,150	–	530	963	23,471	47,311	19.0%	6.0%	41.0%	27.0%	7.0%
	<b>Sub-total</b>	<b>4,150</b>	<b>–</b>	<b>530</b>	<b>963</b>	<b>23,471</b>	<b>47,311</b>	<b>19.0%</b>	<b>6.0%</b>	<b>41.0%</b>	<b>27.0%</b>	<b>7.0%</b>
<b>Roads</b>	Sealed roads pavement	598	–	277	337	15,269	26,597	2.0%	32.0%	54.0%	11.0%	1.0%
	Sealed roads surface	2,156	–	260	1,056	14,948	25,020	25.0%	25.0%	25.0%	15.0%	10.0%
	Unsealed roads pavement	2,150	–	208	676	9,571	19,983	8.0%	20.0%	42.0%	16.0%	14.0%
	Bridges	586	–	93	1	14,803	24,747	17.0%	62.0%	7.0%	14.0%	0.0%
	Footpaths	40	–	43	40	1,884	2,943	20.0%	23.0%	49.0%	8.0%	0.0%
	Bulk earthworks	–	–	–	–	77,412	77,412	100.0%	0.0%	0.0%	0.0%	0.0%
	Flood-ways	–	–	6	–	520	560	71.0%	29.0%	0.0%	0.0%	0.0%
	Guardrail	–	–	–	–	–	–	0.0%	0.0%	0.0%	0.0%	0.0%
	Kerb and guttering	42	–	93	81	5,159	8,980	1.0%	30.0%	66.0%	3.0%	0.0%
	Traffic devices	34	–	11	–	731	1,028	45.0%	13.0%	23.0%	19.0%	0.0%
<b>Sub-total</b>	<b>5,606</b>	<b>–</b>	<b>991</b>	<b>2,191</b>	<b>144,276</b>	<b>187,270</b>	<b>48.9%</b>	<b>20.2%</b>	<b>20.5%</b>	<b>7.5%</b>	<b>2.9%</b>	
<b>Sewerage network</b>	Sewerage network	668	–	301	505	16,855	26,912	48.0%	29.0%	14.0%	6.0%	3.0%
	<b>Sub-total</b>	<b>668</b>	<b>–</b>	<b>301</b>	<b>505</b>	<b>16,855</b>	<b>26,912</b>	<b>48.0%</b>	<b>29.0%</b>	<b>14.0%</b>	<b>6.0%</b>	<b>3.0%</b>
<b>Stormwater drainage</b>	Stormwater drainage	531	–	115	–	6,658	13,808	1.0%	13.0%	64.0%	22.0%	0.0%
	<b>Sub-total</b>	<b>531</b>	<b>–</b>	<b>115</b>	<b>–</b>	<b>6,687</b>	<b>13,808</b>	<b>1.0%</b>	<b>13.0%</b>	<b>64.0%</b>	<b>22.0%</b>	<b>0.0%</b>
<b>Open space / recreational assets</b>	Swimming pools	195	–	196	156	3,111	4,600	76.0%	0.0%	0.0%	24.0%	0.0%
	Open Space & Recreational	135	–	180	37	2,217	2,993	58.0%	22.0%	10.0%	4.0%	6.0%
	<b>Sub-total</b>	<b>330</b>	<b>–</b>	<b>376</b>	<b>193</b>	<b>5,328</b>	<b>7,593</b>	<b>68.9%</b>	<b>8.7%</b>	<b>3.9%</b>	<b>16.1%</b>	<b>2.4%</b>
<b>Total – all assets</b>		<b>16,845</b>	<b>–</b>	<b>3,417</b>	<b>4,579</b>	<b>235,062</b>	<b>363,458</b>	<b>39.4%</b>	<b>15.5%</b>	<b>26.0%</b>	<b>15.8%</b>	<b>3.3%</b>

(a) Required maintenance is the amount identified in Council's asset management plans.

## Narrandera Shire Council

### Report on infrastructure assets as at 30 June 2024 (continued)

---

#### Infrastructure asset condition assessment 'key'

#	Condition	Integrated planning and reporting (IP&R) description
1	Excellent/very good	No work required (normal maintenance)
2	Good	Only minor maintenance work required
3	Satisfactory	Maintenance work required
4	Poor	Renewal required
5	Very poor	Urgent renewal/upgrading required

## Narrandera Shire Council

## Report on infrastructure assets as at 30 June 2024

## Infrastructure asset performance indicators (consolidated) \*

\$ '000	Amounts 2024	Indicator 2024	2023	Indicators 2022	2021	Benchmark
<b>Buildings and infrastructure renewals ratio</b>						
Asset renewals <sup>1</sup>	<b>8,031</b>					
Depreciation, amortisation and impairment	<b>4,419</b>	<b>181.74%</b>	56.74%	154.62%	214.32%	> 100.00%
<b>Infrastructure backlog ratio</b>						
Estimated cost to bring assets to a satisfactory standard	<b>16,845</b>					
Net carrying amount of infrastructure assets	<b>249,761</b>	<b>6.74%</b>	8.51%	14.68%	14.52%	< 2.00%
<b>Asset maintenance ratio</b>						
Actual asset maintenance	<b>4,579</b>					
Required asset maintenance	<b>3,417</b>	<b>134.01%</b>	169.90%	190.73%	119.07%	> 100.00%
<b>Cost to bring assets to agreed service level</b>						
Estimated cost to bring assets to an agreed service level set by Council	<b>—</b>	<b>0.00%</b>	0.00%	0.00%	0.00%	
Gross replacement cost	<b>363,458</b>					

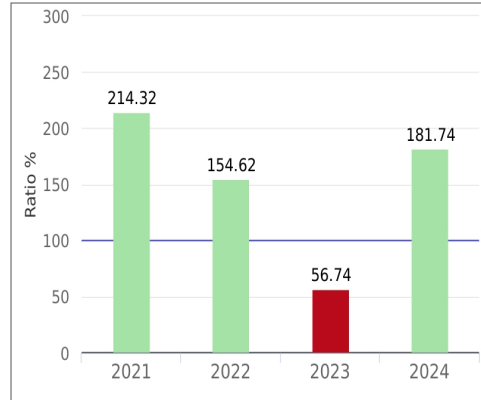
(\*) All asset performance indicators are calculated using classes identified in the previous table.

(1) Asset renewals represent the replacement and/or refurbishment of existing assets to an equivalent capacity/performance as opposed to the acquisition of new assets (or the refurbishment of old assets) that increases capacity/performance.

# Narrandera Shire Council

## Report on infrastructure assets as at 30 June 2024

### Buildings and infrastructure renewals ratio



**Buildings and infrastructure renewals ratio**

To assess the rate at which these assets are being renewed relative to the rate at which they are depreciating.

Commentary on result	
23/24 ratio	181.74%
Council has exceeded the benchmark in renewal of buildings and infrastructure. At 30 June there is a significant amount of renewal projects in work in progress. Council will continue to renew buildings and infrastructure to reduce the infrastructure backlog ratio.	

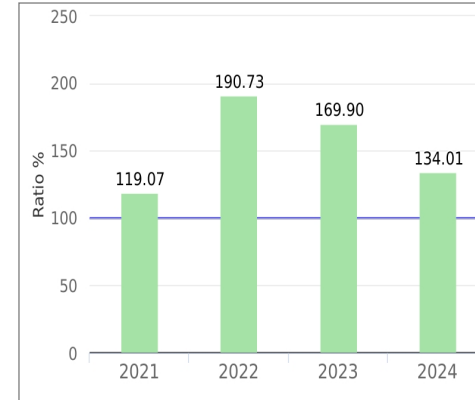
Benchmark: — > 100.00%

■ Ratio achieves benchmark

Source of benchmark: Code of Accounting Practice and Financial Reporting

■ Ratio is outside benchmark

### Asset maintenance ratio



**Asset maintenance ratio**

Compares actual vs. required annual asset maintenance. A ratio above 1.0 indicates Council is investing enough funds to stop the infrastructure backlog growing.

Commentary on result	
23/24 ratio	134.01%
Council is expending sufficient funds to ensure the infrastructure backlog ratio remains at a satisfactory level.	

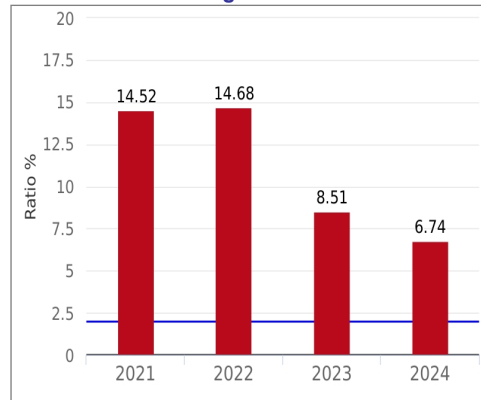
Benchmark: — > 100.00%

■ Ratio achieves benchmark

Source of benchmark: Code of Accounting Practice and Financial Reporting

■ Ratio is outside benchmark

### Infrastructure backlog ratio



**Infrastructure backlog ratio**

This ratio shows what proportion the backlog is against the total value of a Council's infrastructure.

Commentary on result	
23/24 ratio	6.74%
Council is progressively reducing the infrastructure backlog ratio	

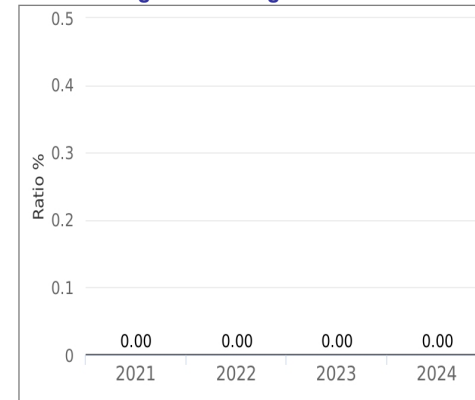
Benchmark: — < 2.00%

■ Ratio achieves benchmark

Source of benchmark: Code of Accounting Practice and Financial Reporting

■ Ratio is outside benchmark

### Cost to bring assets to agreed service level



**Cost to bring assets to agreed service level**

This ratio provides a snapshot of the proportion of outstanding renewal works compared to the total value of assets under Council's care and stewardship.

Commentary on result	
23/24 ratio	0.00%

## Narrandera Shire Council

### Report on infrastructure assets as at 30 June 2024

#### Infrastructure asset performance indicators (by fund)

\$ '000	General fund		Water fund		Sewer fund		Benchmark
	2024	2023	2024	2023	2024	2023	
<b>Buildings and infrastructure renewals ratio</b>							
Asset renewals							
Depreciation, amortisation and impairment	<b>241.42%</b>	67.67%	<b>8.83%</b>	14.53%	<b>0.00%</b>	0.00%	> 100.00%
<b>Infrastructure backlog ratio</b>							
Estimated cost to bring assets to a satisfactory standard							
Net carrying amount of infrastructure assets	<b>5.74%</b>	7.92%	<b>17.68%</b>	16.98%	<b>3.96%</b>	3.75%	< 2.00%
<b>Asset maintenance ratio</b>							
Actual asset maintenance							
Required asset maintenance	<b>120.30%</b>	144.30%	<b>181.70%</b>	259.64%	<b>167.77%</b>	237.98%	> 100.00%
<b>Cost to bring assets to agreed service level</b>							
Estimated cost to bring assets to an agreed service level set by Council							
Gross replacement cost	<b>0.00%</b>	0.00%	<b>0.00%</b>	0.00%	<b>0.00%</b>	0.00%	



**Narrandera**  
Shire Council

# **Disability Inclusion Action Plan 2022-2026**

## **Update on progress at 30 June 2023**

### **Reporting Year 2023-2024**



# DISABILITY INCLUSION ACTION PLAN 2022-2026

## POSITIVE COMMUNITY ATTITUDES AND BEHAVIOURS

Elevate the profile and importance of people with a disability in our community

Action Code	Action	Responsible Position	Comment	Action Status
1.1.1	Identify opportunities for an inclusive event recognising people with a disability and promoting inclusion.	Community Development (including Library) Manager	Additional Tec Exec training sessions have been run at the Library for community members with varying levels of ability - a small group of community members have also received training to act as mentors for individuals seeking to improve their skills and embrace changes in technology. Library staff continue to work with individuals and groups, Kurrajong Waratah clients are encouraged to use the Library facilities and resources to improve their access and opportunities with technology.	Completed
1.1.2	Through the Australia Day Committee consider an award recognising a significant contribution to the disability sector or the promotion of inclusivity and/or accessibility.	Events and Visitor Services Team Leader	The 2024 Australia Day Awards included for the first time an award recognising a significant contribution to the disability sector or the promotion of inclusivity and/or accessibility - this category will be included annually. The 2024 award winner was Kurrajong Narrandera.	Completed

**Include disability awareness within Committee and Advisory Groups Terms of Reference.**

<b>Action Code</b>	<b>Action</b>	<b>Responsible Position</b>	<b>Comment</b>	<b>Action Status</b>
1.2.1	Education delivered to the organisation on disability awareness also that disability awareness is to be included within the new employee induction program.	Human Resources Manager	The current induction process does not adequately cover disability awareness; however, this will be addressed with the next review of the induction process. The catalyst for this review is the introduction of digital onboarding using a PULSE module as part of the Enterprise Management System - to date the HR team is progressing the implementation of 3 PULSE modules. The onboarding module is expected to go live in October 2024.	Progressing
1.2.2	Include disability awareness within Committee and Advisory Groups Terms of Reference.	Community Development (including Library) Manager	The Terms of Reference for all Committees will be reviewed as Council Committees are reconstituted with the election of the September 2024 Council. In the interim measures have been taken with Committees to ensure that access to Council facilities is made as safe as possible within current constraints - an example is the access steps at Parkside Museum which have been improved, also access to the Barellan Museum and the Grong Grong Commemorative Hall have all been repaired to make them safer for volunteers and visitors. Providing an all-access entry point has been a priority at recent Arts and Cultural events held. Safe spaces for persons with special needs are provided so that patrons can enjoy community activities at both the Arts Centre and Library.	Progressing
1.2.3	Use media resources to promote disability awareness within the community.	Communications Officer	The Communications Office is currently looking to include alternative captions on social media posts and to review the Council style guide to ensure digital inclusion, diversity and accessibility for all members of the community.	Progressing

## LIVEABLE COMMUNITIES

Ensure the needs of people with a disability are properly considered when upgrading or developing Council infrastructure, recreational and cultural areas.

Action Code	Action	Responsible Position	Comment	Action Status
2.1.1	Commitment to disability awareness when considering, designing and executing projects.	Deputy GM Infrastructure	Accessibility is a key element with the design and construction of all Council facilities. This can be seen in the new infrastructure projects over the past 12 months, including the Lake Talbot Skywalk and North Narrandera Playground projects.	Ongoing commitment

Advocate to the Shire business community the importance of disability access to premises.

Action Code	Action	Responsible Position	Comment	Action Status
2.2.1	When opportunities arise, promote disability access to commercial property owners and retailers.	Tourism and Economic Development Coordinator	Council continues to advocate for disability access to commercial properties to support inclusivity and equity for all members of the community. Council frequently canvasses this matter with the Narrandera Business Group and seeks its active support for continual improvement through its regular contact with the Group.	Ongoing commitment

## SUPPORT ACCESS TO MEANINGFUL EMPLOYMENT

### Consider opportunities for people living with a disability to work with Council

Action Code	Action	Responsible Position	Comment	Action Status
3.1.1	Council's Workforce Management Strategy to include meaningful guidelines for inclusion and Equal Employment Opportunities	Human Resources Manager	Council continues to consider employment/volunteer opportunities for people living with disability when requests are received. Council policy does not prevent any potential applicant from applying for advertised positions. Council does not have roles specifically designed for disabled employees/volunteers however Council would modify workspaces to accommodate the disability.	Progressing

### Recognise workers with a disability and those performing a carer role for people with a disability

Action Code	Action	Responsible Position	Comment	Action Status
3.2.1	Promote Council as an 'employer of choice' by considering flexible working arrangements for staff to facilitate a better work/life balance	Human Resources Manager	Council has made considerable effort during the last year to develop incentives to promote Narrandera Shire Council as an 'employer of choice' - 3 main initiatives introduced include a review of Councils current salary structure, providing more options relating to flexible work arrangements, also salary packaging including novated leasing. At the time of writing this comment the salary review is in the final stages of completion with the implementation process to commence in the near future. There has been a reasonable uptake of the salary packaging options with most employees now having a flexible work arrangement that best suits their work life balance. The Human Resources team will continue to pursue avenues to promote Council as an employer of choice.	Ongoing commitment

**Work proactively with employment service providers to match capabilities with workforce needs at Council and other workplaces**

<b>Action Code</b>	<b>Action</b>	<b>Responsible Position</b>	<b>Comment</b>	<b>Action Status</b>
3.3.1	Identify and work with disability employment organisations to assist with opportunities for employment at both Council and advocate to other workplaces where possible.	Human Resources Manager	Council has built a strong working relationship with local NDIS provider Kurrajong Narrandera - at the present time one long term client is engaged weekly for data entry which is proving to be very successful. All applications for employment are assessed on merit, qualifications and capacity, should a preferred applicant have a disability, every effort will be made to modify workspaces and practices where possible. Council will consider future people with disability as they arise.	Progressing

## IMPROVING ACCESS TO SERVICES

### Identify gaps and limitations in Commonwealth and State services and provide a voice for advocacy

Action Code	Action	Responsible Position	Comment	Action Status
4.1.1	Where gaps are identified and are impacting members of the community, advocate for appropriate levels of support services	Community Support Manager	Council currently participates in the monthly Interagency Meetings using Teams, also the Regional Murray Youth Development Officers Network Group in addition to various Council Committees. The Domestic Violence Advisory Committee recently held an event to recognise the 16 Days of Activism and provided funding for care packages for those leaving domestic violence situations. Council hosted an all-abilities sports inclusion day aimed at engaging participants with a disability which was well attended on the day. Other matters for which Council has provided advocacy include the establishment of the Griffith Cancer Therapy Accommodation also increased access to dialysis services for residents.	Ongoing commitment

### Recognise the essential services that provide connectivity and support to members of our community, where necessary provide support and advocacy for improved services

Action Code	Action	Responsible Position	Comment	Action Status
4.2.1	Strong voice of advocacy where reductions in community connectivity and services occur	Community Support Manager	Council currently participates in the monthly Interagency Meetings using Teams, also the Regional Murray Youth Development Officers Network Group in addition to various Council Committees. The Domestic Violence Advisory Committee recently held an event to recognize the 16 Days of Activism and provided funding for care packages for those leaving domestic violence situations. Council hosted an all-abilities sports inclusion day aimed at engaging participants with a disability which was well attended on the	Ongoing commitment

Action Code	Action	Responsible Position	Comment	Action Status
			day. Other matters for which Council has provided advocacy include the establishment of the Griffith Cancer Therapy Accommodation also increased access to dialysis services for residents. Council is also currently investigating childcare shortages within the Shire and the available options for Out of School Care.	



**Narrandera**  
Shire Council

**Delivery Program 2022-2026**  
**Annual Report**  
**Reporting Year 2023-2024**



# DELIVERY PROGRAM 2022-2026

## OUR COMMUNITY

To live in an inclusive, healthy and tolerant community with a positive attitude toward others

Action Code	Action	Responsible Position	Comment	Action Status
1.1.1	Acknowledge and celebrate our local Wiradjuri culture	Community Support Manager	Council continues to hold regular meetings of the Aboriginal Elders Liaison Group. These meetings have included the following agenda items; names for inclusion on the Wiradjuri Wall, introduction of the new NSW Police Liaison Officer, NAIDOC Week celebrations, maintenance of Koori's Beach also funding from MLHD to construct a grieving circle at the Narrandera Hospital. Council also submitted a request to the Geographical Names Board to have the name of Town Beach formally changed to Koori's Beach which was successful. Council is currently working with the Group to host the official opening of the Wiradjuri Wall.	Ongoing commitment
1.1.2	Support opportunities for community participation in diverse arts and cultural activities	Community Development (including Library) Manager	The goals, actions and outcomes of the Cultural Plan are facilitated by Council through its S.355 and Advisory Committees, various community groups, artists, artisans and community members. These groups support the aims and outcomes listed for the plan's 6 Goals. To increase usage of the Arts Centre and to promote Arts opportunities the Arts and Cultural Committee proposed a subsidy reducing fees when hiring the Arts Centre to not-for-profit community groups. The subsidy was approved by	Progressing

Action Code	Action	Responsible Position	Comment	Action Status
			Council but later amended through the annual Fees and Charges process to offer specific discounts to approved local community organisations. Eligible community groups, not-for-profit and incorporated associations are eligible (upon prior application) to receive a 50% discount. Service Clubs such as Rotary, Lions, CWA are similarly eligible to apply for a 75% discount. Applications must be made and approved prior to the event and no further discount or waiving of fees will be available.	
1.1.3	Work with event organisers to promote and improve participation in local events and festivals	Events and Visitor Services Team Leader	Contact with and publicity to assist local community groups initiate and promote community events is ongoing. In the past 6 months a number of community events have been successfully held; some have been assisted at a Council level with the support of the Events and Visitor Services Team Leader (EVSTL) and others on a more informal basis.	Ongoing commitment

### Work together to advocate for quality health, education, youth and social services

Action Code	Action	Responsible Position	Comment	Action Status
1.2.1	Continue to work with the Aboriginal community fostering mutual respect and understanding through consultation seeking valuable feedback on important projects and initiatives	Community Support Manager	Council continues to hold regular meetings of the Aboriginal Elders Liaison Group. These meetings have included the following agenda items; names for inclusion of the Wiradjuri Wall, introduction of the new NSW Police Liaison Officer, NAIDOC Week celebrations, maintenance of Koori's Beach, funding from MLHD to construct a grieving circle at the Narrandera Hospital. Council also submitted a request to the Geographical Names Board to have the name of Town Beach formally changed to Koori's Beach which was successful. Council is currently working with the Group to host the official opening of the Wiradjuri Wall.	Ongoing commitment

Action Code	Action	Responsible Position	Comment	Action Status
1.2.2	Work with the Youth Council to implement the Youth Strategy	Community Support Manager	The Narrandera Youth Advisory Council held eight Youth Council meetings during the reporting period. The following agenda items were discussed; Election of Youth Mayor and Youth Deputy Mayor, new Youth Advisory Council nominations, resignation of two members, spring holiday break funding, summer/autumn holiday break funding, request for support at the Koala Festival and Australia Day events, the Blue Tree Project, using the food trailer at events, Youth Council social media pages also Youth Week 2024. The food trailer attended two events during the reporting period being the 'Slime Run' and the Christmas 2023 markets. Council held two successful school holiday programs with events like 'Paint with Mates', sewing workshops, 3x3 basketball, games and VR, excursion to Family Funland, Mario Kart tournament, roller disco, Slime Run, completion of the Blue Tree Project, outdoor movie night, golf lessons and skate workshops.	Ongoing commitment
1.2.3	Integrate the Youth Council into official Council and community events	Community Support Manager	The Youth Advisory Council meeting minutes are presented to Council each month at the Council Meeting. The recommendation contains important items that were discussed at each meeting. Regular meetings during the reporting period have been challenging due to resignations of current members and availability of remaining members. The Youth Advisory Council were able to complete the Blue Tree Project during the reporting period - the selected tree is located west on the roadside of the Newell Highway as you enter Narrandera from Gillenbah (southern side of the Murrumbidgee River).	Ongoing commitment
1.2.4	Continued advocacy for the delivery of integrated	General Manager	The Mayor and General Manager attended three meetings of the Murrumbidgee Local Health District (MLHD) Liaison Committee and presented on the needs of the Narrandera	Ongoing commitment

Action Code	Action	Responsible Position	Comment	Action Status
	health services and well-being programs.		community - issues covered included staffing, locums and accommodation options.  Council continues to provide assistance to the Narrandera Medical Centre to house doctors by supplying a Council residence at a significantly reduced monthly rental.	

### To feel connected also safe

Action Code	Action	Responsible Position	Comment	Action Status
1.3.1	Maintain and enhance the connection between Council and the community using available communication channels	Communications Officer	Council is very proactive in engaging with the community utilising various communication channels including social media, website, radio, newspaper, digital newsletters, physical newsletters and television.	Ongoing commitment
1.3.2	Continued advocacy for the strengthening of critical emergency services personnel and 'fit for purpose' infrastructure; also commence the Disaster Risk Reduction Fund Project which is 'building knowledge and improving practice in disaster risk reduction within the Riverina and Murray Joint Organisation footprint (RAMJO)'.	General Manager	The Disaster Risk Reduction Fund (DRRF) project has now been completed with Council receiving a needs analysis, community RediPlan Workshops, a Transport Vulnerability assessment and tools to embed disaster risk strategies into Councils Integrated Planning & Reporting documents.	Completed

Action Code	Action	Responsible Position	Comment	Action Status
1.3.3	Ensure that the CCTV network is functional and there is a program for enhancement	Information Technology Manager	During the 2023-2024 reporting year, IT staff organised 2 new cameras at the Destination and Discovery Hub also the Tiger Moth Memorial Building - these new cameras were then consolidated with other cameras within Marie Bashir Park to create a centrally managed CCTV system. Council has also received grant funding to start replacing the remaining public cameras at the same time installing a number of additional cameras around Narrandera.	Progressing
1.3.4	Provide transport opportunities to support independent living at home	Community Support Manager	For the 2023-2024 reporting year the Narrandera-Leeton Community Transport service delivered 1,634 hours of social support, 437 hours of garden maintenance, 7 hours of flexible respite, 3,975 trips and 17 home modifications to persons aged 65 years and over or 50 years and over for those who identify as Aboriginal or Torres Strait Islander. A total of 6,052 trips were delivered to transport disadvantaged clients.	Ongoing commitment

## OUR ENVIRONMENT

### To value, care for and protect our natural environment

Action Code	Action	Responsible Position	Comment	Action Status
2.1.1	Establish strong partnerships to protect, expand and promote Narrandera's unique koala population with a vision to establish a research centre in Narrandera	Tourism and Economic Development Coordinator	<p>Council continues collaboration with the Narrandera Koala Regeneration Committee to support its ongoing work to protect and grow the region's koala population. This partnership recently facilitated a significant meeting with the Australian Koala Foundation (AKF) to discuss the Key Individuals for Species Success (KISS) program and other potential conservation initiatives for this region's koala population. The KISS program is a targeted community-based approach to koala conservation that has achieved success in other regions.</p> <p>Council's Narrandera Koala Festival plans are progressing for the event to be conducted in September 2024. This is an opportunity to celebrate the region's healthy koala population and raise awareness about the importance of koala conservation. Plans are progressing for the 2024 Festival to be conducted in October. The Annual Koala Count date for 2024 is yet to be identified, pending confirmation through the Narrandera Koala Regeneration Committee.</p>	Ongoing commitment
2.1.2	Key environmentally sensitive areas under the control of Council are managed with awareness and sensitivity	Open Space Recreation Manager	The Narrandera Flora and Fauna Reserve, the Narrandera Wetlands, the Lake Talbot and Rocky Water Holes precincts are all managed in accordance with the Crown Land Management Act, 2016. A targeted weed control and inspection program is in place for priority weeds. Crown Reserve Funding has been secured to assist with a Prickly pear and Boxthorn control programs.	Completed

Action Code	Action	Responsible Position	Comment	Action Status
2.1.3	Preservation and enhancement of our significant tree assets to maintain our signature streetscapes	Open Space Recreation Manager	During the 2023-2024 reporting period, 101 trees were planted with 7 removals taking place. There were 3 tree maintenance packages issued to address the health of the trees and to preserve the useful life of the trees.	Completed

### Enhance our public spaces to enrich our community

Action Code	Action	Responsible Position	Comment	Action Status
2.2.1	Continually assess playgrounds to determine if fit for purpose, ensure compliance with the relevant standards and they meet community needs relevant to the level of use of the area	Open Space Recreation Manager	Community playgrounds are inspected weekly or monthly depending on their location and the level of use of the playground. The inspection process and findings are documented and saved into Council's risk management system "Vault". Any remedial actions are assigned as tasks to staff with the task only completed once repairs or replacements have taken place. A new playground has been installed at the Narrandera Water Tower area and a preoperational inspection was completed prior to opening. Two staff have recently completed essential training provided by the Australian Government ( <a href="http://www.training.gov.au">www.training.gov.au</a> ) - Conduct operational inspection of park facilities which includes the identification of hazards, existing and potential risks, non-conformities with Australian Standards and WHS requirements. Kid Safe NSW were engaged to undertake an audit of the two new playgrounds at the Narrandera Water Tower and the inclusive play equipment at Marie Bashir Park.	Completed
2.2.2	Implement a renewal and maintenance schedule to support a diverse range of	Projects and Assets Manager	Council buildings renewal and maintenance program for the 2023-2024 financial year has been completed - tasks include scheduled air-conditioning servicing, test and tag	Completed

Action Code	Action	Responsible Position	Comment	Action Status
	building facilities for the community		services, spider spraying and gutter cleaning. Renewal activities included air conditioner replacement, identified fixture and fittings refurbishment, roof and gutter works, plumbing renewals, installation of security mesh and internal /external painting. Some major projects include the renewal and upgrade of the Brewery Flat amenities, fix the ceiling and paint the Narrandera Playgroup building at the rear of the Emergency Services Building, renovations to the Senior Citizens building, renovations to the Air League building also the Lake Talbot Rotary BBQ shelter and the Barellan Museum building as part of the Local Roads and Community Infrastructure grant funding. Preventative works were undertaken at the communal hangar at the Narrandera-Leeton Airport to rectify white ant damage.	

### Maximise greater re-use of resources to increase sustainability within our community

Action Code	Action	Responsible Position	Comment	Action Status
2.3.1	Implementation of the Narrandera Shire Waste Management Plan and identify realistic opportunities for re-use of waste streams	Deputy GM Infrastructure	The new waste transfer area is well advanced with the space to be completed and commissioned by end 2024. Community education program for waste separation to be undertaken over the next 6 months and the engagement of gate attendants to be advertised in late 2024.	Progressing
2.3.2	Source funding and implement short to medium term actions from the Narrandera Shire Council Climate Action Strategy	Projects and Assets Manager	In line with Council's Climate Action Strategy (Efficiency, Renewable Energy & Emissions Reduction short to medium Action Plan) Council has completed 'behind the meter' photovoltaic (PV) solar systems at a number of key sites allowing for either carport, ground and/or roof mounted systems. It is expected that this will provide for a total of 230KW of energy generation and the capacity to store	Progressing



Action Code	Action	Responsible Position	Comment	Action Status
			energy at two sites with the installation of 35kWh of battery storage. These projects were completed in a staged schedule across the 2023-2024 financial year. Energy cost saving from the projects will be reallocated into the renewable energy reserves to continue to fund the short to medium action plan items as detailed in the Climate Action Strategy.	

## OUR ECONOMY

### Create strong conditions for investment and job creation through quality infrastructure and proactive business support

Action Code	Action	Responsible Position	Comment	Action Status
3.1.1	Identify and develop targeted campaigns to attract industry/business also building on our distinctive strengths in agriculture and its related supply chains	Tourism and Economic Development Coordinator	<p>Council formally considered the draft Narrandera Shire Economic Development Strategy 2024-2028 at the Council meeting on 18 June 2024 with an approved recommendation for public exhibition. The public exhibition phase has closed and pending final minor inclusions, the document will be formally adopted soon.</p> <p>Council also continued efforts to seek grant funding to expand the Red Hill Industrial Estate. This underpins Council's commitment to enhancing the region's infrastructure to facilitate the growth of established and emerging businesses.</p> <p>Council staff have received a number of enquiries regarding Stage 2 of the Red Hill Estate which will be progressed as appropriate.</p>	Ongoing commitment
3.1.2	Promote collaborative marketing initiatives through regular meetings between businesses and Council on both a formal and informal basis	Tourism and Economic Development Coordinator	<p>During the reporting period, Council has continued to support local business through the Narrandera Business Group and directly to various businesses. Support has been provided to businesses currently establishing in Narrandera Shire, Through regular meetings with local industries, businesses and attending business group meetings Council continues to gain valuable insights into the needs and aspirations of local businesses. These interactions enable Council to develop targeted marketing and project initiatives, nurture protentional collaborations and create a supportive environment for business growth. Engaging with government agencies also assists in providing upskilling</p>	Ongoing commitment

Action Code	Action	Responsible Position	Comment	Action Status
			services, business health checks and identifying gaps in industry. Collaborative marketing initiatives also include our Tourism campaigns including Murrumbidgee Trails and Visit Riverina.	
3.1.3	Promotion of Narrandera Shire using our heritage buildings, culture, location, waterways, ecotourism also business and sporting facilities	Tourism and Economic Development Coordinator	The unique natural environment and the built environment of our Shire is promoted in almost all of Council's destination marketing material, ranging from printed brochures, website content, hard copy advertising campaigns, street banners, billboards, and social media posts. Narrandera Shire's assets are also promoted through joint ventures including Murrumbidgee Trails and Visit Riverina to increase overnight stays, increase local destination visitation, and offer day trips to bordering local government areas.	Progressing
3.1.4	Advocate and support the expansion of the Narrandera-Leeton Airport and increased business opportunities	Tourism and Economic Development Coordinator	<p>Council actively supported plans of the Australian Airline Pilot Academy (AAPA) to construct a satellite campus at the Narrandera - Leeton Airport, linked to its Wagga Wagga campus, to help increase AAPA's capacity to train commercial airline pilots. In late 2023, Council was advised that AAPA were no longer acting on these plans.</p> <p>Council resolved to not proceed with construction of a parallel taxiway due to the higher than expected construction costs.</p> <p>Council will continue to investigate other opportunities to grow the airport precinct - with the objective of generating employment and improved infrastructure to support broader regional economic development outcomes that are consistent with the activities of a regional airport facility.</p>	Progressing

Action Code	Action	Responsible Position	Comment	Action Status
			Through the Economic Development Strategy 2024-2028 - Project 4.5 identifies the need to develop a Narrandera Airport Master Plan, focusing on commercialisation opportunities and investment priorities to support airport growth.	

### Encourage new housing supply to meet the needs of the community

Action Code	Action	Responsible Position	Comment	Action Status
3.2.1	Actively seek and where possible, assist prospective developers to facilitate a mixed housing development that includes an independent living complex and affordable housing in Narrandera	Tourism and Economic Development Coordinator	Council has progressed discussions with a major housing provider to identify projects that will deliver more housing within the Shire. Council has also identified Council-owned land suitable for such a development. Council maintains open channels of communication with prospective developers and local real estate agents to help facilitate potential housing developments in Narrandera, including an independent living complex and affordable housing. Council actively supports this initiative as the benefits include: individuals of all ages and income levels having access to suitable affordable housing options; support for our elderly residents who prefer independent living with appropriate facilities; improved social cohesion; and enhanced diversity of our local community.	Ongoing commitment
3.2.2	Strategic land use planning for future housing, recreational, commercial and industrial needs	Deputy GM Infrastructure	The Narrandera Local Housing & Employment Zone Land Strategy was adopted by Council at the December 2022 Council meeting. The identified actions, with the planning proposals for the two identified Employment Zone Land areas now being undertaken.	Progressing
3.2.3	Continue to lobby NSW Government to resolve	General Manager	Almost every parcel of Crown Land in the Shire has had an Aboriginal Land Claim placed over it and there appears to	Ongoing commitment

Action Code	Action	Responsible Position	Comment	Action Status
	Aboriginal Land Claims on lands suitable for potential development		be very little progress in having these Claims determined - this presents an ongoing challenge for not only Narrandera Shire Council but all NSW Local Government areas.	

## OUR INFRASTRUCTURE

### To have an improved and appropriately maintained road network

Action Code	Action	Responsible Position	Comment	Action Status
4.1.1	Submit funding applications to maximise opportunities to upgrade the local and regional road network	Works Manager	<p>All funding streams eligible for Council to apply for in 2023-2024 were submitted for consideration with a summary of applications below.</p> <p>Council has applied for and awaiting notification of:</p> <ul style="list-style-type: none"> <li>\$129,693 AGRN 1030 Emergency Works (EW)</li> <li>\$215,797 AGRN 1034 Emergency Works (EW)</li> <li>\$405,063 AGRN 1034 Immediate Reconstruction Works (IRW)</li> <li>\$506,802 AGRN 1034 Essential Public Asset Reconstruction Works (EPA-RW)</li> </ul> <p>Council has applied for and was successful in receiving: \$3,976,990 Regional Emergency Road Repair Fund (RERRF).</p>	Completed
4.1.2	Plan and undertake road maintenance and upgrades based on available funding	Works Manager	<p>Council has completed 1.5 kilometres of sealed road rehabilitation (100% of scheduled works), 40.9 kilometres of scheduled gravel re-sheet works (115% of the years regular scheduled works), 495 kilometres of maintenance grading (119% of the years regular scheduled works), 15.4 kilometres of resealing (100% of the years regular scheduled works), 11.7 kilometres of shoulder widening (100% of the years regular scheduled works), replaced 2 bridges and constructed over 2 kilometres of new footpath. Included in these figures, Council has undertaken Essential Public Asset Reconstruction Works (EPA-RW) gravel re-sheet works of 9.9 kilometres of road network as part of Natural Disaster AGRN1001 (January 2022).</p>	Completed

Action Code	Action	Responsible Position	Comment	Action Status
4.1.3	Strategic lobbying for the replacement or upgrade of the bridge across the main irrigation canal on Irrigation Way	Deputy GM Infrastructure	Council has had ongoing communication with Transport for NSW and the Local Member, but there is no commitment to improve the bridge at this stage. Confirmation has been received that there are no funds allocated or planned at this stage for any of the required works.	Ongoing commitment

### Actively investigate opportunities to enhance our potable water quality

Action Code	Action	Responsible Position	Comment	Action Status
4.2.1	Implement the adopted Integrated Water Cycle Management Plan (IWCM)	Water Sewer Manager	Amendments to the Integrated Water Cycle Management Strategy IWCM are progressing. The scoping study of a new Water Treatment Plant is expected to be completed soon. Taste testing study was completed in December 2023, this involved pouring a different type of water into a cup with the participant rating the taste of each sample.	Progressing
4.2.2	Continue to address water quality issues within the potable water supply network	Water Sewer Manager	277 household water filters have been installed to date at the request of property owners. Replacement of water mains and hydrants to improve water quality and reliability has continued throughout the year. Funding for a new Water Treatment Plant was again sought under the National Water Grid Fund round 2, however Council was unsuccessful.	Progressing
4.2.3	Ensure that wastewater returned to the environment is in line with guidelines from relevant authorities	Water Sewer Manager	The Environment Protection Authority return for 2023-2024 was submitted and approved in April 2024. Treated effluent discharge to the environment during the reporting year had 2 incidents of exceeding the permissible levels.	Progressing
4.2.4	Keep the community informed of water supply matters and proposed	Communications Officer	The timeline has progressed with the scoping study moving to the next phase, where water taste testing events were held on Friday 15 December 2023. As part of this process	Ongoing commitment

Action Code	Action	Responsible Position	Comment	Action Status
	infrastructure upgrades, encourage water customers to register and use the new water billing portal		content was created and distributed using social media, the website of Council, the Narrandera Argus - at the event there were many face to face discussions held with consumers and key staff. There are regular posts using social media about emergency water and sewer works or planned works where there may be disruption to service availability or traffic impediments.	

### To improve, maintain and value-add to our essential public and recreational infrastructure

Action Code	Action	Responsible Position	Comment	Action Status
4.3.1	Undertake stages 1 & 1A of the Narrandera Business Centre Upgrade, including the implementation of improved stormwater drainage and seek funding for the additional stages of the project	Deputy GM Infrastructure	Report presented to the June 2023 Council meeting resulted in the deferring this project, due to strong community objection. The detailed design of the drainage scheme is complete, with grant funding to be secured for these works. An annual improvement program has been developed in which ongoing small renewal projects will be undertaken.	Progressing
4.3.2	Through stakeholder consultation, in any project consider the diverse mobility needs of our community, consistent with the Disability Inclusion Action Plan	Projects and Assets Manager	Council staff are and will continue to undertake stakeholder consultation to determine the mobility needs of our community in accordance with the Disability Inclusion Action Plan.	Ongoing commitment
4.3.3	Through community consultation develop a	Open Space Recreation Manager	The updated Marie Bashir Park Masterplan has been developed to incorporate the previous Narrandera Park Masterplan also the inclusion of new facilities like the	Completed



Action Code	Action	Responsible Position	Comment	Action Status
	new masterplan for Marie Bashir Park		Destination & Discovery Hub and rejuvenated playground. Extensive consultation was undertaken for the new facilities within the park such as the pump track and inclusive play equipment.	
4.3.4	Through consultation with all user groups of Narrandera Shire sporting facilities, prioritise improvements for venues and seek funding to implement the improvements	Open Space Recreation Manager	Council staff are continuing to work with user groups to improve our sporting facilities - 3 new netball courts have been constructed in Barellan, spectator shelter areas constructed at both the Barellan and the Narrandera Sportsground precincts, an off-leash dog area has been built at the western boundary of Henry Mathieson Oval which is a fully fenced and gated area of land for the recreation needs of dogs (it is planned to install dog friendly play infrastructure soon).	Completed
4.3.5	Establish an off-leash companion animal area adjacent to Henry Mathieson Oval	Deputy GM Infrastructure	Construction of the off-leash area adjacent to the Henry Mathieson Oval has been completed - enhancements to the area will be undertaken when funds become available including shelters, tree plantings and dog related activity devices.	Completed
4.3.6	Source funding to improve vehicle parking at the Lake Talbot Water Park	Projects and Assets Manager	A detailed line marking layout has been completed with comments from the Lessee of the Lake Talbot Swimming Pool considered. Council staff are currently searching for suitable financial grant funding opportunities for this project.	Ongoing commitment

## OUR CIVIC LEADERSHIP

### Have a Council that provides leadership through actions and effective communication

Action Code	Action	Responsible Position	Comment	Action Status
5.1.1	Manage the functions of ARIC also the schedule of Internal Audits and Service Reviews.	Governance & Engagement Manager	The Audit, Risk and Improvement Committee (ARIC) continues to progress to conformance with the guidelines for the management of ARIC released by the Office of Local Government mid December 2022. The ARIC have adopted the Terms of Reference and Internal Audit Charter and have appointed Mr Stuart Todd as the 3rd independent member. Since the last update, the National Audits Group has continued in its capacity of Internal Auditor finalising 2 audits being Personnel Succession Planning/Attraction also Corporate Governance Framework - the other 2 internal audits for Community Transport and Treasury Functions - Investments are progressing.	Progressing
5.1.2	Support ethical, transparent and accountable corporate governance	Governance & Engagement Manager	Good governance promotes public confidence and is paramount to service delivery and the economic and efficient use of public money. Governance is the high-level processes and behaviours that ensure an organisation performs by achieving its intended purpose, complies with relevant laws, codes and directions while meeting community expectations of probity, accountability and transparency. Council achieves this in many ways - the most visible is the Council business paper also live streaming of non-confidential Council meetings to the community. The overarching document of Council is the Community Strategic Plan which is supported by key documents like the Delivery Program containing the strategies, actions and targets of Council which is reported to both Council and the community every 6 months - the report for 1 January 2024 to 30 June 2024 will be presented	Ongoing commitment

Action Code	Action	Responsible Position	Comment	Action Status
			to Council in August 2024 and published to the community using the website of Council.	
5.1.3	Gauge customer and resident satisfaction with services and operations	Governance & Engagement Manager	Using the 2021 Community Survey as a basis, during the reporting year Council made significant progress in addressing the 3rd largest performance gap analysis (importance v satisfaction) by developing and recently adopting a contemporary Economic Development Strategy - similarly Council is looking to meet demand by expanding the Red Hill Industrial Estate west from the current precinct. Council also continues to address the 4th largest performance gap analysis of transparency by continuing to use the skills of the Communication Officer to engage with the community through social media platforms and traditional print media such as the local newspaper and a monthly newsletter.	Progressing
5.1.4	Report on compliance with the financial performance measures within the annual financial statements	Deputy GM Corporate & Community	The Auditor General NSW contractors RSD Audit are currently working with staff to finalise the 2023-2024 Financial Statements - the draft statements will be first presented to the Audit, Risk and Improvement Committee on Monday 19 August 2024 with a recommendation that Council refer the accounts for formal audit. For the 2022-2023 Financial Statements, the Auditor General NSW conducted the audit of Council's Annual Financial Statements expressing an unmodified opinion on the General Purpose Financial Statements on 18th September 2023.	Completed
5.1.5	Continue strategic advocacy for the strengthening of the Shire centres of learning	General Manager	Council provides funding for the annual academic and citizenship awards at all schools within the Shire and continues to advocate for improved education systems for	Ongoing commitment

Action Code	Action	Responsible Position	Comment	Action Status
			residents. Opportunities are provided for school students to undertake work experience and training at the Council.	
5.1.6	Continue strategic advocacy for the improvement of telecommunication networks across the Shire	General Manager	Following a number of meetings with Telstra a community telecommunications plan has been developed. The 5G installation is proceeding with the 3G network expected to be turned off during the latter part of 2024. Field Solutions Holdings Ltd (FSG) have secured a site at Grong Grong for the construction of a tower and negotiations continue in relation to Kamarah.	Ongoing commitment
5.1.7	Make representations to both Federal and State Government agencies to determine the feasibility of the Lake Mejum and Lake Coolah concept	General Manager	Council is awaiting the release of the final version of the Murrumbidgee River Strategy, unfortunately the Lake Coolah project had been removed from the long list of projects in the draft document placed on exhibition however lobbying will continue.	Ongoing commitment
5.1.8	Ensure that workforce policies remain current in a changing environment	Human Resources Manager	The Human Resources team continues to review and update policies as time permits. A number of policies while not necessarily due for review will need to be revised and redevelopment to ensure they are in place prior to the new PULSE modules going live as part of the Councils implementation of the new Enterprise Management System. Efforts will be concentrated on consolidating policy where possible and updating others by the end of the 2024-2025 financial year.	Progressing
5.1.9	Maintain the connection with Price Waterhouse Cooper to complete the LG Performance Excellence Program on an annual basis	Human Resources Manager	Council has participated in the Price Waterhouse Cooper survey each year since 2017. This is a very extensive survey and the information sought is from across most of the operations of Council. The LG Performance Excellence Program was last completed in 2023. Unfortunately, Price	Completed

Action Code	Action	Responsible Position	Comment	Action Status
			Waterhouse Cooper have advised that they have discontinued this reporting.	
5.1.10	Ensure our workforce is well trained and meets the needs of the organisation now and into the future with succession planning for key roles within the organisation	Human Resources Manager	Council continues to actively encourage employees to undertake external training or embark on tertiary studies to gain accredited qualifications. Council also looks to provide either internally or externally relevant training or short courses to employees as necessary to comply with legislative changes or to refresh and build on skills already acquired. At the present time 14 employees continue with external study at Certificate II level or higher; during the reporting period 7 employees gained their qualification. Succession planning is a requirement of the Workforce Strategic Plan, opportunities for secondment and short-term higher duties are also provided to employees where and when possible, this process assists in enhancing employee's employment prospects. Council currently has 4 employees who are undertaking secondments.	Ongoing commitment
5.1.11	Recognise the achievements of the Council workforce	Human Resources Manager	Council continues to recognise and celebrate the achievements of employees; this is an ongoing commitment has been in place for many years. The function allows employees to come together and not only celebrate the achievements of their colleagues but to network with others that have the same goals and values. The function is an ideal opportunity to inform attendees of important issues affecting them and the workplace. The 2023 employee function trialed a new format which was suggested by employees - the function was held over the lunch period with lunch provided. It is yet to be decided if this format will continue for the 2024 event. The 2024 function will be held during November.	Completed

Action Code	Action	Responsible Position	Comment	Action Status
5.1.12	Maintain an Information Technology Strategy that meets the needs of the organisation, is fit for purpose and provides best value for money	Information Technology Manager	The current Information Management Strategy is referenced each year for the budget preparation process. Information Technology staff have completed staff consultation for the next strategy update which will be completed by the end of 2024.	Progressing
5.1.13	Actively protect the organisation from cyber threats such as spear phishing emails and unauthorised access to the network	Information Technology Manager	All staff and Councillors have completed mandatory cyber security training in the last 6 months. Staff and councillors are informed weekly of any threats discovered by the Information Technology (IT) section or alerted to Council by Cyber Security NSW. IT are providing 6 monthly reports to the Executive Leadership Team of recorded Cyber Incidents at Council. IT staff have created a Mandatory Data Breach Policy and Response Plan as required by recent changes to the Privacy and Personal Information Protection Act, 1998.	Ongoing commitment
5.1.14	Monitor the availability of Federal and State funding grants payable to Council	Finance Manager	Council has developed a centralised register that records grant applications and from where the funding is being sourced. Should the funding be successful then other information is required such as the date and the amount of the funding received, the proposed date of acquittal as well as the actual date of acquittal. The centralised register also provides other essential financial information including the amount received, amount expended and remaining funds of the grant as well as if a contract liability or contract asset exists.	Progressing
5.1.15	Maximise the revenue streams of Council	Finance Manager	Council's Revenue Officer closely monitors property arrears and manages these cases in accordance with established policies and procedures. Arrears statistics are reported to Council monthly along with details on the number of assessments being managed by Council's debt recovery	Progressing

Action Code	Action	Responsible Position	Comment	Action Status
			agency. Throughout the year assessments are monitored for rateability i.e., rateable to non-rateable and non-rateable to rateable. The Finance Manager regularly reviews financial investments in accordance with the Investment Policy and a report detailing the invested monies of Council is presented to each Council meeting - this report details all transactions that have taken place within the preceding month and gives a snapshot of the portfolio and credit limits to make sure that Council remains within the prescribed amount allowed for each financial institution.	
5.1.16	Provide a summary of ranger activities, including the number of dogs and cats registered in accordance with the Companion Animals Act 1998	Deputy GM Infrastructure	Companion Animal statistics reported to each Council meeting. Community awareness campaigns were promoted during the year.	Ongoing commitment
5.1.17	Provide a summary of Development Applications received and assessed	Deputy GM Infrastructure	Development activity report and statical data provided to each Council meeting. During the 23-24 year Council determined 48 development application with the total development cost of \$10,938,445. It is noted that the average assessment time was 20 days, which was the fastest in NSW.	Ongoing commitment
5.1.18	Maintain an up to date Asset Management Strategy and supporting Asset Management Plans which are reflected within the 10 year capital works program.	Projects and Assets Manager	Staff are currently undertaking activities to implement a new asset management system, which will assist with the improvement of long term renewal and maintenance planning.	Progressing

Action Code	Action	Responsible Position	Comment	Action Status
5.1.19	Investigate solutions that will assist in the financial stability of Narrandera Shire Council to undertake major capital expenditure such as a Special Rate Variation (SRV). A SRV would enable the commencement of the major capital works project - Narrandera CBD stormwater infrastructure duplication project.	General Manager	The major capital project being the Narrandera Stormwater Infrastructure project cannot be commenced until the second phase of the SV is levied in 2025-2026 financial year also a successful grant application outcome for the bulk of the funding.	Progressing

### Promote a community spirit that encourages volunteerism and values effective partnerships

Action Code	Action	Responsible Position	Comment	Action Status
5.2.1	Through energised Advisory Committees seek input for the improvement of facilities and services under their management	Community Development (including Library) Manager	The Parkside Museum S.355 Committee has made great strides in improving and reinvigorating the Museum through hard work and some strategic grant funding. Over the last 6 months the final works in the 'Old is New-New is Old' program have been completed with the installation of screens allowing visitors to view the various aspects of the project. Funding under the 'Lights on Doors Open program' has been received which, along with volunteer committee labour, will facilitate a clean-up and revamp of the front yard of the Museum increasing visibility and improving street appeal. The Arts and Cultural Committee is working to promote the Arts Centre while the Bettering Barellan and Grong Grong Community Committees are committed to their	Progressing



Action Code	Action	Responsible Position	Comment	Action Status
			respective villages. Representatives of the Railway Facility Management Committee work in a volunteer capacity to keep the station building operating for passengers, prior to new arrangements with NSW Trains being put in place.	
5.2.2	Encourage volunteerism within Council operations and across the Shire where possible with recognition of volunteers at key times such as 'National Volunteer Week'	Community Development (including Library) Manager	<p>Volunteer numbers and hours remain high at the Narrandera Shire Library, Parkside Museum and Community Transport. A dedicated group of volunteers also remain involved in Council S.355 and Advisory committees. Narrandera is also fortunate to have a number of active and involved Service organisation and community groups who support a range of community activities and causes. Traditional Service organisations such as Rotary, the CWA and Lions are joined by Arts focused organisations such as NACNET and the With One Voice Community Choir to provide the Community with options to come together. Nominated Community volunteers have again been honoured with inclusion on the NSW Hidden Treasures Honour Roll.</p>	Progressing